


KOLBENRINGSÄTZE
JEUX DE SEGMENTS
JUEGOS DE SEGMENTOS



Globally reliable

PISTON RING SETS



RS5


RS5 Piston Ring Sets

| | | |
|--------------|--------|-----------|
| Einleitung | Seite | 2 |
| Introduction | page | 12 |
| Introduction | page | 20 |
| Introducción | página | 28 |

Weitere Kataloge und Produktinformationen

Über den vorliegenden Katalog hinaus erhalten Sie auch weitere Produkte über den Vertrieb der Firma NPR of Europe GmbH.

Fragen Sie nach unserem kompletten Programm und nutzen Sie auch unseren Produktmanager, der zum Download auf unserer Homepage zur Verfügung steht.



Katalog B4: Lagerschalen



Katalog P3: Kolben



Produktmanager: gesamtes Programm online

Inhaltsverzeichnis

| | Seite |
|--|------------|
| Hinweise zum Katalog | 4 |
| Kennzeichnung der Übermaße | 5 |
| Nummernschlüssel Bestellnummern | 5 |
| Kolbenringtypen und -querschnitte | 6 |
| Beschichtungen und Oberflächenbehandlungen | 7 |
| Neue Ringsätze | 8 |
| Hinweise zur Benutzung des Kataloges | 10 |
| Herstellerverzeichnis | 11 |
| | |
| Produktinformationen | 377 |
| Bestimmung von Motorproblemen | 380 |
| Sicherheitsprüfung | 493 |
| Allgemeine Geschäftsbedingungen | 494 |

Hinweise zum Katalog

Die Kolbenringe sind so ausgeführt, dass sie ohne jegliche Nacharbeit der Kolbenringnuten, außer natürlich dem Reinigen von eventuell vorhandener Ölkohle, eingebaut werden können. Wir haben uns bei der Ausführung der Ringe in Material und Ausführung an die Erstausrüstung der Motorenhersteller angelehnt. Die Spezifikationen der im Satz enthaltenen Ringe können mit Hilfe der Kolbenringquerschnitte und Erklärung der Kurzzeichen den Seiten 6 / 7 entnommen werden. Namen, Beschreibungen und sonstige Angaben von Fahrzeugen sowie Herstellern sind zu Vergleichszwecken angeführt. Die im Katalog aufgeführten Kolbenringe entsprechen Ersatzteilen in NE-Qualität.

Der Katalog wurde mit größter Sorgfalt erstellt und kontrolliert. Wir haften jedoch nicht für die Folgen etwaiger Irrtümer oder Auslassungen. Weiterhin behalten wir uns notwendige oder technisch vertretbare Änderungen in der Spezifikation der Ringe vor, da die Technologie auf dem Kolbenringsektor einer laufenden Weiterentwicklung und Ergänzung unterliegt.

Die Auswahl an Ringsätzen ist ständigen Änderungen unterworfen. Sollten Sie Ringsätze suchen, die nicht in unserem Katalog aufgeführt sind, fragen Sie bitte bei unseren Mitarbeitern nach. Mit Erscheinen dieses Katalogs verlieren alle bisherigen Ausgaben ihre Gültigkeit. Aufträge werden auf der Grundlage unserer allgemeinen Geschäftsbedingungen angenommen, die jederzeit im Internet eingesehen werden können und die wir Ihnen gerne zur Verfügung stellen.

Der Nachdruck oder das Kopieren dieses Katalogs ist untersagt, bildliche Darstellungen sowie der Entwurf sind urheberrechtlich geschützt.

Zertifizierung

Da wir wissen, dass sowohl unsere Produkte als auch unser Service jeder Prüfung standhalten, lassen wir uns gerne von externen Prüfern unsere Qualität bestätigen. Aus diesem Grund sind wir nach ISO/TS 16949:2009 und nach ISO 9001:2008 zertifiziert. Dadurch können Sie auch für Ihre Produkte in unseren Service und in unsere Produkte vertrauen.

Kennzeichnung der Übermaße

| Kürzel | Übermaße | Kürzel | Übermaße |
|--------|----------|--------|----------|
| 00 | STD | 21 | 0,50 mm |
| 01 | .001 | 22 | .020 |
| 02 | 0,05 mm | 23 | 0,60 mm |
| 03 | .002 | 24 | 0,65 mm |
| 04 | 0,06 mm | 25 | 0,70 mm |
| 05 | .0025 | 26 | 0,75 mm |
| 06 | .003 | 27 | .030 |
| 07 | 0,08 mm | 28 | 0,80 mm |
| 08 | 0,10 mm | 29 | 1,00 mm |
| 09 | 0,12 mm | 30 | .040 |
| 10 | 0,125 mm | 31 | 1,25 mm |
| 11 | .005 | 32 | .050 |
| 12 | 0,15 mm | 33 | 1,50 mm |
| 13 | .0075 | 34 | .060 |
| 14 | 0,20 mm | 35 | 2,00 mm |
| 15 | 0,25 mm | 99 | Semi |
| 16 | .010 | | |
| 17 | 0,30 mm | | |
| 18 | 0,35 mm | | |
| 19 | .015 | | |
| 20 | 0,40 mm | | |

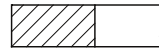
Nummernschlüssel Bestellnummern

| | alt | | neu |
|----------------|-----|---|-----|
| Kolbenringsatz | 79 | → | 121 |
| Kolbenringsatz | 89 | → | 120 |

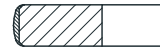
Kolbenringtypen und -querschnitte

910

Rechteckring



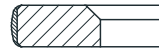
910



910 CR



910 IF



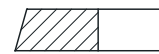
910 IF CR



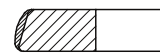
910 IW CR

911

Minutenring



911



911 CR



911 IF



911 IF CR



911 IF U CR



911 IW



911 IW U



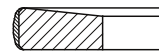
911 IW U CR



911 IF U

913

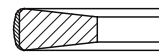
Einseitiger Trapezring



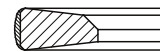
913 CR

914

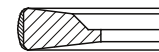
Doppelseitiger Trapezring
7° Winkel



914 CR



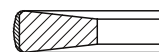
914 IF CR



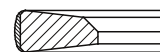
914 IW CR

916

Doppelseitiger Trapezring
3° Winkel



916 CR



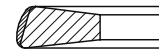
916 IF CR



916 IW CR

917

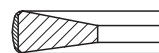
Doppelseitiger Trapez-
Minutenring 7° Winkel



917 CR

922

Doppelseitiger Trapezring
7° / 3° Winkel



922

930

Nasenring



930



930 IF

931

Nasenminutenring



931

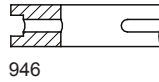


931 ES



931 ES IW U

946
Ölschlitzring



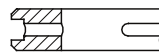
946

946 EX
Ölschlitzring mit Schlauchfeder



946 EX

947
Dachfasenring

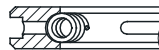


947



947 EX NIT

947 EX
Dachfasenring mit Schlauchfeder

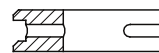


947 EX



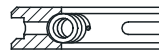
947 EX CR

948
Gleichfasenring



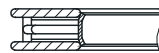
948

948 EX
Gleichfasenring mit
Schlauchfeder

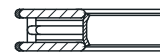


948 EX

777
Dreiteiliger Stahllamellen-
federring



777 NIT



777 CR

Ringbezeichnungen

| | | | | | |
|-----------|-------------|-------------|-------------------|-----------|-------------------|
| IF | Innenfase | IF U | Innenfase unten | ES | Auslaufender Stoß |
| IW | Innenwinkel | IW U | Innenwinkel unten | | |

Beschichtung und Oberflächenbehandlung

| | | | |
|------------|--|------------|---|
| CR | Lauffläche verchromt | FX | Lauffläche ferroxgefüllt |
| MO | Lauffläche molybdänbeschichtet | P | phosphatiert |
| PL | Lauffläche plasmabeschichtet | SN | verzinkt |
| NIT | nitriert | IN | Federbett und Feder verchromt |
| TF | Lauffläche teflonbeschichtet | FS | Flankensicherung |
| 4CR | allseitig verchromt | PVD | physikalische Gasphasen- abscheidung |
| 3CR | Lauffläche unverchromt, andere Seiten verchromt | CDS | Chrom-Diamantschicht |
| FE | ferrooxydiert | CKS | Chrom-Keramiksicht |

Neue Ringsätze / new ringsets / nouveau jeu de segments / Nuevos lanzamientos de aros de pistón

| ARTIKEL-NR. NE-NUMBER RÉFÉRENCE NE REFERENCIA NE | HERSTELLER MANUFACTURER CONSTRUCTEUR FABRICANTE | BOHRUNG BORE ALÉSAGE DIÁMETRO |
|---|--|--|
| 120 050 0055 00 | Audi | 82,50 |
| 120 050 0075 00 | Audi | 84,50 |
| 120 050 0076 00 | Audi | 84,50 |
| 120 007 0041 00 | BMW | 78,00 |
| 120 007 0044 00 | BMW | 89,00 |
| 120 007 0045 00 | BMW | 84,00 |
| 120 007 0047 00 | BMW | 87,00 |
| 120 007 0050 00 | BMW | 84,00 |
| 120 007 0051 00 | BMW | 84,00 |
| 120 007 0056 00 | BMW | 82,00 |
| 120 007 0057 00 | BMW | 84,00 |
| 120 021 0072 00 | Citroën | 86,00 |
| 120 037 0070 00 | Citroën | 77,00 |
| 120 037 0071 00 | Citroën | 77,00 |
| 121 088 0103 00 | Citroën | 86,00 |
| 121 088 0104 00 | Citroën | 88,00 |
| 120 008 0002 00 | Cummins | 107,00 |
| 120 035 0017 00 | Daewoo - Chevrolet (GM) | 73,40 |
| 120 013 0015 00 | DAF | 130,00 |
| 121 096 0144 00 | Daihatsu | 72,50 |
| 121 096 0145 00 | Daihatsu | 72,50 |
| 120 010 0046 00 | Daimler-Mercedes Benz | 83,00 |
| 120 010 0074 00 | Daimler-Mercedes Benz | 92,90 |
| 120 010 0075 00 | Daimler-Mercedes Benz | 98,00 |
| 120 038 0023 00 | Daimler-Mercedes Benz | 80,00 |
| 120 010 0090 00 | Daimler-Mercedes Benz | 125,00 |
| 120 010 0091 00 | Daimler-Mercedes Benz | 132,00 |
| 120 010 0092 00 | Daimler-Mercedes Benz | 139,00 |
| 120 010 0093 00 | Daimler-Mercedes Benz | 110,00 |
| 120 121 0007 00 | FIAT-Iveco | 115,00 |
| 120 021 0020 00 | Ford | 87,50 |
| 120 021 0070 00 | Ford | 71,90 |
| 120 021 0071 00 | Ford | 79,00 |
| 120 021 0073 00 | Ford | 87,50 |
| 120 021 0074 00 | Ford | 87,50 |
| 121 739 0001 00 | Great Wall | 83,10 |
| 121 739 0002 00 | Great Wall | 93,00 |
| 121 087 0004 00 | Hyundai | 81,00 |
| 121 087 0007 00 | Hyundai | 77,00 |
| 121 087 0051 00 | Hyundai | 87,00 |
| 121 087 0052 00 | Hyundai | 85,40 |

| ARTIKEL-NR. NE-NUMBER RÉFÉRENCE NE REFERENCIA NE | HERSTELLER MANUFACTURER CONSTRUCTEUR FABRICANTE | BOHRUNG BORE ALÉSAGE DIÁMETRO |
|---|--|--|
| 121 079 0090 00 | Isuzu | 93,00 |
| 120 021 0020 00 | Jaguar | 87,50 |
| 120 021 0073 00 | Jaguar | 87,50 |
| 120 021 0074 00 | Jaguar | 87,50 |
| 120 015 0027 00 | KHD | 101,00 |
| 120 059 0035 00 | KHD | 108,00 |
| 121 087 0004 00 | Kia | 81,00 |
| 121 087 0005 00 | Kia | 66,00 |
| 121 087 0007 00 | Kia | 77,00 |
| 121 087 0052 00 | Kia | 85,40 |
| 120 021 0020 00 | Land Rover | 87,50 |
| 120 021 0073 00 | Land Rover | 87,50 |
| 120 021 0074 00 | Land Rover | 87,50 |
| 120 031 0031 00 | M.A.N. | 120,00 |
| 120 031 0032 00 | M.A.N. | 120,00 |
| 121 085 0065 00 | Mazda | 74,00 |
| 121 085 0066 00 | Mazda | 89,00 |
| 121 088 0102 00 | Mitsubishi | 91,10 |
| 121 088 0061 00 | Mitsubishi | 83,50 |
| 121 088 0062 00 | Mitsubishi | 93,00 |
| 121 088 0063 00 | Mitsubishi | 95,80 |
| 121 088 0103 00 | Mitsubishi | 86,00 |
| 121 088 0104 00 | Mitsubishi | 88,00 |
| 121 089 0044 00 | Nissan | 78,00 |
| 120 038 0026 00 | Nissan | 85,00 |
| 121 094 0034 00 | Opel | 73,00 |
| 121 094 0035 00 | Opel | 73,00 |
| 120 035 0065 00 | Opel | 79,00 |
| 120 350 0067 00 | Opel | 79,70 |
| 120 035 0017 00 | Opel | 73,40 |
| 120 035 0018 00 | Opel | 79,00 |
| 120 035 0064 00 | Opel | 83,00 |
| 120 035 0057 00 | Opel | 69,60 |
| 120 035 0063 00 | Opel | 83,00 |
| 120 038 0023 00 | Opel | 80,00 |
| 120 038 0026 00 | Opel | 85,00 |
| 120 035 0066 00 | Opel | 74,00 |
| 120 036 0001 00 | Perkins | 105,00 |
| 120 021 0072 00 | Peugeot | 86,00 |
| 120 037 0070 00 | Peugeot | 77,00 |
| 120 037 0071 00 | Peugeot | 77,00 |

Neue Ringsätze / new ringsets / nouveau jeu de segments / Nuevos lanzamientos de aros de pistón


| ARTIKEL-NR. NE-NUMBER RÉFÉRENCE NE REFERENCIA NE | HERSTELLER MANUFACTURER CONSTRUCTEUR FABRICANTE | BOHRUNG BORE ALÉSAGE DIÁMETRO |
|---|--|--|
| 121 088 0103 00 | Peugeot | 86,00 |
| 121 088 0104 00 | Peugeot | 88,00 |
| 120 038 0023 00 | Renault | 80,00 |
| 120 038 0024 00 | Renault | 80,00 |
| 120 038 0026 00 | Renault | 85,00 |
| 120 038 0038 00 | Renault | 82,70 |
| 120 059 0035 00 | Renault | 108,00 |
| 120 038 0058 00 | Renault | 76,00 |
| 120 139 0017 00 | Scania | 130,00 |
| 121 096 0144 00 | Scion | 72,50 |
| 121 096 0145 00 | Scion | 72,50 |
| 120 050 0055 00 | Seat | 82,50 |
| 120 050 0055 00 | Skoda | 82,50 |
| 121 096 0144 00 | Subaru | 72,50 |
| 121 096 0145 00 | Subaru | 72,50 |
| 121 094 0006 00 | Suzuki | 65,00 |
| 121 094 0034 00 | Suzuki | 73,00 |
| 121 094 0035 00 | Suzuki | 73,00 |
| 120 035 0057 00 | Suzuki | 69,60 |
| 121 096 0063 00 | Toyota | 73,00 |
| 121 096 0144 00 | Toyota | 72,50 |
| 121 096 0145 00 | Toyota | 72,50 |
| 121 096 0143 00 | Toyota | 80,50 |
| 120 050 0055 00 | Volkswagen | 82,50 |
| 120 050 0076 00 | Volkswagen | 84,50 |
| 120 021 0073 00 | Volvo | 87,50 |
| 120 021 0074 00 | Volvo | 87,50 |
| 120 051 0004 00 | Volvo | 81,00 |
| 120 059 0034 00 | Volvo | 144,00 |
| 120 059 0035 00 | Volvo | 108,00 |

Hinweise zur Benutzung des Kataloges

Produktdaten

Fahrzeughersteller Bohrung Maß

Modell Baujahr Verpackungseinheit
NE-Artikelnummer



ALFA ROMEO

| Motorbezeichnung (Motorcode) | Hubraum | Zylinder-Anzahl | Leistung | Modell | Baujahr | Bohrung | Laufflächenbeschichtung | Ring-Typ | Ring-Querschnitte | NE-Artikelnummer | Verpackungseinheit | Maß |
|------------------------------|---------|-----------------|---------------|---------------------|---------|---------|-------------------------|------------------------------------|-----------------------------|------------------|---------------------|-----|
| Dieselmotor 199 B1.000 | 1248 | 4 | 70 kW (95 PS) | MITO (955) 1.3 JTDM | 10/09- | 69,600 | 150 150 200 | 910 CKS 911 P 947 EX NIT S | 120 020 0015 00 20 23 | 1 | STD 0,40 0,60 | |
| Dieselmotor 199 A3.000 | 1248 | 4 | 66 kW (90 PS) | MITO 1.3 MultiJet | 09/08 | 69,600 | 200 150 200 | 910 NIT S 911 P 947 EX NIT | 120 020 0056 00 20 23 | 1 | STD 0,40 0,60 | |
| Motor 350 A1.000 | 1368 | 4 | 57 kW (78 PS) | MITO (955) 1.4 | 03/11- | 72,000 | 100 120 200 | 910 IF NIT S 931 P 777 NIT S | 120 020 0055 00 20 | 1 | STD 0,40 | |
| Motor 955 A1.000 | 1368 | 4 | 57 kW (78 PS) | MITO (955) 1.4 | 09/08- | | | | | | | |


Herstellerverzeichnis

| | Seite | | Seite | | Seite |
|-------------------------|-------|-----------------|-------|------------------------|-------|
| Air Compressor | 37 | Infiniti | 176 | Porsche | 270 |
| Alfa Romeo | 40 | Isuzu | 177 | Porsche Diesel Traktor | 271 |
| Audi | 44 | Iveco | 181 | Raba Hungary | 272 |
| Austin | 64 | Jaguar | 182 | Renault | 273 |
| Autobianchi | 65 | Jeep | 183 | Renault Traktor | 287 |
| Avia-Daewoo | 66 | John Deere | 184 | Renault Truck | 288 |
| Baudouin | 67 | KAMA3 | 185 | Roman | 289 |
| Berliet | 68 | KHD | 186 | Romania | 290 |
| BLMC | 69 | KIA | 197 | Rover | 291 |
| BMW | 70 | Komatsu | 200 | Ruggerini | 292 |
| BMW Motorrad | 84 | Lada | 202 | RVI | 293 |
| Bosch | 85 | Lamborghini | 203 | Saab | 297 |
| Case IH | 86 | Lancia | 204 | Same | 298 |
| Caterpillar | 87 | Land Rover | 205 | Saviem | 299 |
| Chrysler | 88 | Lexus | 206 | Scania | 300 |
| Citroën | 89 | Leyland | 207 | Scion | 304 |
| Cummins | 96 | Liebherr | 208 | Seat | 305 |
| Dacia | 97 | Lombardini | 209 | Setra | 311 |
| Daewoo - Chevrolet (GM) | 98 | Lotus | 211 | Simca | 312 |
| DAF | 100 | M.A.N. | 212 | Skoda | 313 |
| Daihatsu | 104 | Magirus-Deutz | 221 | Smart | 317 |
| Daimler-Mercedes-Benz | 106 | Malcotsis | 222 | Ssang Yong | 318 |
| Deutz | 130 | Massey-Ferguson | 223 | Steyr | 319 |
| Eicher | 131 | Mazda | 224 | Subaru | 321 |
| Fap - Famos | 132 | MCC-Smart | 227 | Suzuki | 322 |
| Fiat | 133 | Mercedes-Benz | 228 | Talbot | 324 |
| Fiat - Iveco | 140 | Mini | 229 | Tatra | 325 |
| Ford | 147 | Mitsubishi | 230 | Toyota | 326 |
| Fordson | 155 | MMZ - Minsk | 235 | UAZ | 334 |
| GA3 - Wolga | 157 | Morris | 236 | Ursus | 335 |
| Great Wall | 158 | Moskvitch | 237 | UTB | 336 |
| Güldner | 159 | MWM | 238 | VM | 337 |
| Hanomag | 160 | New Holland | 241 | Volkswagen | 339 |
| Hatz | 161 | Nissan | 242 | Volvo | 359 |
| Henschel | 163 | NSU | 248 | Volvo-BM | 371 |
| Hino | 164 | Opel | 249 | Volvo-Penta | 372 |
| Honda | 165 | Pegaso | 257 | Westinghouse | 373 |
| Hyundai | 168 | Perkins | 258 | Wolga | 374 |
| IFA | 172 | Petter | 260 | Zetor | 375 |
| IHC Case IH | 173 | Peugeot | 261 | | |
| Indenor | 175 | Polski-Fiat | 269 | | |

Other catalogues and product information

Further to the products in this catalogue NPR of Europe's sales department has also other parts at your disposal.

Please ask for our entire range of products and consult the „Product Manager“ on our homepage.



Catalogue B4: Engine bearings



Catalogue P3: Pistons



Product Manager: entire program online

Table of contents

| | page |
|---|------------|
| Hints to the use of this catalogue | 14 |
| Oversize marking | 15 |
| Numerical code part number / order number | 15 |
| Cross sections of piston rings | 16 |
| Coatings and surface treatments | 17 |
| New ringsets | 8 |
| How to use this catalogue | 18 |
| Index of manufacturers | 19 |
| | |
| Product informationen | 381 |
| Engine trouble tracer | 384 |
| Security check | 393 |
| General Terms and Conditions | 394 |

Hints to the use of this catalogue

The piston rings can be fitted without altering the piston ring grooves, except the removal of existing oil carbon. The design of the rings in material and specification is based on the original equipment of the engine manufacturers. You may find the specification of the ring sets in the cross section table on page 16 / 17. Names, descriptions and other data of vehicles and manufacturers are mentioned for comparison purposes only. The piston rings of this catalogue are in NE-spare part quality.

This catalogue has been compiled and controlled very carefully. Nevertheless we are not liable for any mistakes or omissions. Furthermore, we reserve the right to make technical alterations in ring specifications resulting from the constant technological development in the field of piston rings.

The choice of ringsets offered in our catalogue is subject to constantly changing. Should you be looking for ringsets which are not mentioned in this catalogue, please ask our staff. Upon release of this catalogue all earlier versions will become invalid.

All orders are subject to our General Terms and Conditions which can be reviewed on our homepage and which we will gladly put at your disposal.

It is not allowed to reprint or copy this catalogue or parts thereof. All pictures as well as the complete design are copyrighted.

Certification

As we feel sure that our products as well as our service will withstand every exam, we gladly have our quality confirmed by external auditors.

For this reason we are certified according to ISO/TS 16949:2009 and ISO 9001:2008. So you may always rely on our service and the quality of our products.

Oversize marking

| code | oversize | code | oversize |
|-------------|-----------------|-------------|-----------------|
| 00 | STD | 21 | 0,50 mm |
| 01 | .001 | 22 | .020 |
| 02 | 0,05 mm | 23 | 0,60 mm |
| 03 | .002 | 24 | 0,65 mm |
| 04 | 0,06 mm | 25 | 0,70 mm |
| 05 | .0025 | 26 | 0,75 mm |
| 06 | .003 | 27 | .030 |
| 07 | 0,08 mm | 28 | 0,80 mm |
| 08 | 0,10 mm | 29 | 1,00 mm |
| 09 | 0,12 mm | 30 | .040 |
| 10 | 0,125 mm | 31 | 1,25 mm |
| 11 | .005 | 32 | .050 |
| 12 | 0,15 mm | 33 | 1,50 mm |
| 13 | .0075 | 34 | .060 |
| 14 | 0,20 mm | 35 | 2,00 mm |
| 15 | 0,25 mm | 99 | Semi |
| 16 | .010 | | |
| 17 | 0,30 mm | | |
| 18 | 0,35 mm | | |
| 19 | .015 | | |
| 20 | 0,40 mm | | |

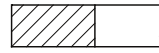
Numerical code part number / order number

| | old | | new |
|------------------|------------|---|------------|
| Piston ring sets | 79 | → | 121 |
| Piston ring sets | 89 | → | 120 |

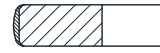
Types und cross sections of piston rings

910

Rectangular ring



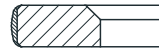
910



910 CR



910 IF



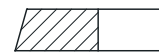
910 IF CR



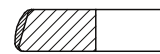
910 IW CR

911

Taper faced ring



911



911 CR



911 IF



911 IF CR



911 IF U CR



911 IW



911 IW U



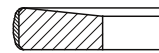
911 IW U CR



911 IF U

913

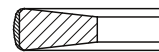
Half keystone ring



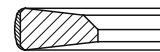
913 CR

914

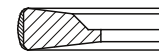
Double keystone ring
7° angle



914 CR



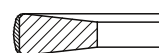
914 IF CR



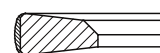
914 IW CR

916

Double keystone ring
3° angle



916 CR



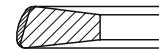
916 IF CR



916 IW CR

917

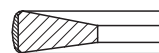
Taper faced double
keystone ring 7° angle



917 CR

922

Double keystone ring
7°/3° angle



922

930

Napier ring



930



930 IF

931

Taper faced napier ring



931



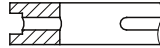
931 ES



931 ES IW U

946

Slotted oil control ring



946

946 EX

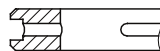
Slotted oil control ring with spiral expander



946 EX

947

Double-bevelled oil control ring



947



947 EX NIT

947 EX

Double-bevelled oil control ring with spiral expander



947 EX



947 EX CR

948

Double-bevelled oil control ring



948

948 EX

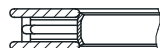
Double-bevelled oil control ring with spiral expander



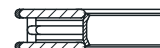
948 EX

777

Three piece steel-rail oil control ring



777 NIT



777 CR

Ring denominations

| | | | | | |
|-----------|-------------|-------------|-------------------------|-----------|-----------------|
| IF | inner bevel | IF U | inner bevel bottom side | ES | interrupted gap |
| IW | inner cut | IW U | inner cut bottom side | | |

Coatings and surface treatments

| | | | |
|------------|--|------------|--|
| CR | periphery chrome-plated | FX | periphery with ferrox insert |
| MO | periphery molybdenum-plated | P | phosphated |
| PL | periphery plasma spray-coated | SN | tin-plated |
| NIT | nitrited | IN | coilspring and interior of oilring chrome-plated |
| TF | periphery teflon-coated | FS | joint with side notch |
| 4CR | all sides chrome-plated | PVD | physical vapour deposition |
| 3CR | periphery not chrome-plated other sides chrome-plated | CDS | chrome-diamond-coating |
| FE | ferroxided | CKS | chrome-ceramic-coating |

How to use this catalogue

Product data

engine manufacturer bore dimension

model year units in packing

NE-number

| NE | | ALFA ROMEO | | Globally reliable | | | | | | | | |
|--|------|------------|----------------|-----------------------|--------|-------|------|-------------|--------------|------|-----|------|
| Icon | ccm | Icon | Icon | Icon | Icon | Icon | Icon | Icon | Icon | | | |
| Dieselmotor JTD 1.3 Multijet 188 A9 000 M 733 AT 11 Z | 1248 | 4 | 70 kW | Mito 1.3 JTDM 16V | 10 - | 69,60 | 2,00 | 910 NIT S+ | 89 2096 0000 | 1 | STD | |
| | | | 95 PS | | | | 1,50 | 911 P | | 4000 | 1 | 0,40 |
| | | | | | | | 2,00 | 947 EX NIT+ | | 6000 | 1 | 0,60 |
| Motor 198 A4 000 from engine no. 1432596 | 1368 | 4 | 88 kW (120 PS) | MITO (955) 1.4 | 09/08- | 72,00 | 1,20 | 910 CKS+ | 89 2013 0000 | 1 | STD | |
| | | | | | | | 1,20 | 913 P | | | | |
| Motor | 1368 | 4 | 88 kW (120 PS) | MITO (955) 1.4 Bifuel | 07/11- | | 2,00 | 947 EX CR | | | | |

power cross sections

number of cylinders surface treatment

cubic capacity of the engine type

engine designation (engine code) height (mm)


Index of manufacturers

| | page | | page | | page |
|-------------------------|------|-----------------|------|------------------------|------|
| Air Compressor | 37 | Infiniti | 176 | Porsche | 270 |
| Alfa Romeo | 40 | Isuzu | 177 | Porsche Diesel Traktor | 271 |
| Audi | 44 | Iveco | 181 | Raba Hungary | 272 |
| Austin | 64 | Jaguar | 182 | Renault | 273 |
| Autobianchi | 65 | Jeep | 183 | Renault Traktor | 287 |
| Avia-Daewoo | 66 | John Deere | 184 | Renault Truck | 288 |
| Baudouin | 67 | KAMA3 | 185 | Roman | 289 |
| Berliet | 68 | KHD | 186 | Romania | 290 |
| BLMC | 69 | KIA | 197 | Rover | 291 |
| BMW | 70 | Komatsu | 200 | Ruggerini | 292 |
| BMW Motorrad | 84 | Lada | 202 | RVI | 293 |
| Bosch | 85 | Lamborghini | 203 | Saab | 297 |
| Case IH | 86 | Lancia | 204 | Same | 298 |
| Caterpillar | 87 | Land Rover | 205 | Saviem | 299 |
| Chrysler | 88 | Lexus | 206 | Scania | 300 |
| Citroën | 89 | Leyland | 207 | Scion | 304 |
| Cummins | 96 | Liebherr | 208 | Seat | 305 |
| Dacia | 97 | Lombardini | 209 | Setra | 311 |
| Daewoo - Chevrolet (GM) | 98 | Lotus | 211 | Simca | 312 |
| DAF | 100 | M.A.N. | 212 | Skoda | 313 |
| Daihatsu | 104 | Magirus-Deutz | 221 | Smart | 317 |
| Daimler-Mercedes-Benz | 106 | Malcoctsis | 222 | Ssang Yong | 318 |
| Deutz | 130 | Massey-Ferguson | 223 | Steyr | 319 |
| Eicher | 131 | Mazda | 224 | Subaru | 321 |
| Fap - Famos | 132 | MCC-Smart | 227 | Suzuki | 322 |
| Fiat | 133 | Mercedes-Benz | 228 | Talbot | 324 |
| Fiat - Iveco | 140 | Mini | 229 | Tatra | 325 |
| Ford | 147 | Mitsubishi | 230 | Toyota | 326 |
| Fordson | 155 | MMZ - Minsk | 235 | UAZ | 334 |
| GA3 - Wolga | 157 | Morris | 236 | Ursus | 335 |
| Great Wall | 158 | Moskvitch | 237 | UTB | 336 |
| Güldner | 159 | MWM | 238 | VM | 337 |
| Hanomag | 160 | New Holland | 241 | Volkswagen | 339 |
| Hatz | 161 | Nissan | 242 | Volvo | 359 |
| Henschel | 163 | NSU | 248 | Volvo-BM | 371 |
| Hino | 164 | Opel | 249 | Volvo-Penta | 372 |
| Honda | 165 | Pegaso | 257 | Westinghouse | 373 |
| Hyundai | 168 | Perkins | 258 | Wolga | 374 |
| IFA | 172 | Petter | 260 | Zetor | 375 |
| IHC Case IH | 173 | Peugeot | 261 | | |
| Indenor | 175 | Polski-Fiat | 269 | | |

Autres catalogues et informations sur nos produits

Au-delà de ce catalogue, vous pouvez également obtenir plus de produits à travers le service commercial de la société NPR of Europe GmbH.

Renseignez-vous sur notre programme complet et utilisez notre Produit-Manager, qui est téléchargeable depuis notre site internet.



Catalogue B4: Coussinets



Catalogue P3: Pistons



Produit-Manager: programme complet en ligne

Table des matières

| | page |
|---|------------|
| Informations dans ce catalogue | 22 |
| Identification des côtes de réparations | 23 |
| Clé numérique des références | 23 |
| Types des segments et sections transversales | 24 |
| Revêtements et traitements de surface | 25 |
| Nouveau jeu de segments | 8 |
| Indications sur l'utilisation du catalogue | 26 |
| Index des constructeurs | 27 |
| | |
| Informations sur le produit | 385 |
| Indicateur de panne de moteur | 388 |
| Vérification de la sécurité | 393 |
| Termes et conditions de vente de NPR of Europe GmbH | 394 |

Informations dans ce catalogue

Les segments de pistons peuvent être installés, sans retoucher les rainures, excepté le déb-laiement de l'huile carbonisé. En matière de la performance, du matériau et du revêtement des segments, nous nous sommes orientés à l'équipement des constructeurs. Vous trouvez les spécifications des segments à l'aide des coupes transversales et des abréviations sur les pages 24 / 25. Noms, les descriptions et les autres détails de véhicules et les fabricants sont cités seulement dans l'objectif de comparaison. Les segments de piston figurant dans le catalogue correspondent aux pièces détachées de la qualité-NE.

Le catalogue a été créé avec beaucoup de soin et de contrôle. Nous ne sommes pas responsables des conséquences de toute erreur ou omission. Nous nous réservons également les changements nécessaires technique ou en matière de la spécification des segments, car la technologie est soumise au secteur des segments de piston d'un dévelop-pement continu.

Le choix des segments est soumis à des changements permanents. Si vous êtes à la re-cherche d'un jeu de segments qui ne figurent pas dans notre catalogue, merci de contacter notre service commercial. Ce catalogue annule et remplace toutes les éditions précédentes. Les commandes sont acceptées sous réserve de nos termes et conditions de vente, qui peuvent être consultés à tout moment sur Internet et qu'on met à votre disposition.

La reproduction ou la copie de ce catalogue est interdite, des images graphiques ainsi que la conception sont protégés.

Certificat

On est sûr de la qualité de nos produits ainsi que de notre service. Pour cette raison, nous sommes certifiés selon la norme ISO / TS 16949:2009 et ISO 9001:2008.

C'est pour cela, vous pouvez faire confiance à nos produits ainsi que à notre service.

Identification des côtes de réparations

| initiale | côte de réparation | initiale | côte de réparation |
|-----------------|---------------------------|-----------------|---------------------------|
| 00 | STD | 21 | 0,50 mm |
| 01 | .001 | 22 | .020 |
| 02 | 0,05 mm | 23 | 0,60 mm |
| 03 | .002 | 24 | 0,65 mm |
| 04 | 0,06 mm | 25 | 0,70 mm |
| 05 | .0025 | 26 | 0,75 mm |
| 06 | .003 | 27 | .030 |
| 07 | 0,08 mm | 28 | 0,80 mm |
| 08 | 0,10 mm | 29 | 1,00 mm |
| 09 | 0,12 mm | 30 | .040 |
| 10 | 0,125 mm | 31 | 1,25 mm |
| 11 | .005 | 32 | .050 |
| 12 | 0,15 mm | 33 | 1,50 mm |
| 13 | .0075 | 34 | .060 |
| 14 | 0,20 mm | 35 | 2,00 mm |
| 15 | 0,25 mm | 99 | Semi |
| 16 | .010 | | |
| 17 | 0,30 mm | | |
| 18 | 0,35 mm | | |
| 19 | .015 | | |
| 20 | 0,40 mm | | |

Clé numérique des références

| | ancienne | | nouvelle |
|------------------|-----------------|---|-----------------|
| Jeux de segments | 79 | → | 121 |
| Jeux de segments | 89 | → | 120 |

Types des segments et sections transversales

910

Segment rectangulaire



910



910 CR



910 IF



910 IF CR



910 IW CR

911

Segment conique



911



911 CR



911 IF



911 IF CR



911 IF U CR



911 IW



911 IW U



911 IW U CR



911 IF U

913

Segment semi-trapézoïdal



913 CR

914

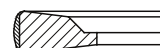
Segment trapézoïdal
7° angle



914 CR



914 IF CR



914 IW CR

916

Segment trapézoïdal
3° angle



916 CR



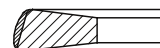
916 IF CR



916 IW CR

917

Segment trapézoïdal
conique 7° angle



917 CR

922

Segment trapézoïdal
7°/3° angle



922

930

Segment à bec d'aigle



930



930 IF

931

Segment conique à bec d'aigle



931



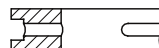
931 ES



931 ES IW U

946

Segment racleur d'huile à fentes



946

946 EX

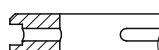
Segment racleur à fentes avec ressort hélicoïdal



946 EX

947

Segment racleur à lèvres chanfreinées parallèles



947



947 EX NIT

947 EX

Segment racleur à lèvres chanfreinées parallèles avec ressort hélicoïdal



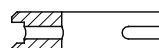
947 EX



947 EX CR

948

Segment racleur à fentes et lèvres chanfreinées symétriques



948

948 EX

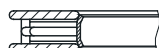
Segment racleur à fentes et lèvres chanfreinées symétriques avec ressort hélicoïdal



948 EX

777

Segment racleur à lamelles d'acier en trois partie



777 NIT



777 CR

Désignations des segments

| | | | | | |
|-----------|---------------------|-------------|-----------------------------|-----------|----------------------|
| IF | Chanfrein intérieur | IF U | Chanfrein intérieur, en bas | ES | Jointure interrompue |
| IW | Angle intérieur | IW U | Angle intérieur, en bas | | |

Revêtements et traitements de surface

| | | | |
|------------|---|------------|---|
| CR | face portante chromée | FX | face portante remplie de forrox |
| MO | face portante revêtue de molybdène | P | phosphaté |
| PL | face portante revêtue de plasma | SN | étamé |
| NIT | nitruré | IN | ressort spiroïdal et intérieur du racleur chromés |
| TF | face portante revêtue de teflon | FS | ergot d'arrêt |
| 4CR | toutes les surfaces chromées | PVD | dépôt physique en phase vapeur |
| 3CR | toutes les surfaces chromées sauf face portante | CDS | revêtement chrome-diamant |
| FE | Ferro-Oxyde | CKS | revêtement chrome-céramique |

Indications sur l'utilisation du catalogue

Les données du produit

constructeur de véhicule année de fabrication alésage dimension

ALFA ROMEO

modèle unité d'emballage référence NE

| Icon | ccm | Icon | Icon | Icon | Icon | Icon | Icon | Icon | Icon | Icon | |
|--|------|------|----------------|-----------------------|--------|-------|----------------------|------------------------------------|------------------------------|-------------|---------------------|
| Dieselmotor JTD 1.3 Multijet 188 AG 000 M 733 AT 12 Z | 1248 | 4 | 70 kW 95 PS | Mito 1.3 JTDM 16V | 10 - | 69,60 | 2,00 1,50 2,00 | 910 NIT S+ 911 P 947 EX NIT+ | 89 2086 0000 4000 6000 | 1 1 1 | STD 0,40 0,60 |
| Motor 198 A4 000 from engine no. 1432596 | 1368 | 4 | 88 kW (120 PS) | MITO (955) 1.4 | 09/08- | 72,00 | 1,20 1,20 2,00 | 910 CKS+ 913 P 947 EX CR | 89 2013 0000 | 1 | STD |
| Motor | 1368 | 4 | 88 kW (120 PS) | MITO (955) 1.4 Bifuel | 07/11- | | | | | | |

code du moteur puissance nombre de cylindres cylindrée du moteur hauteur du segment (mm) type de segment revêtement de surface de frottement segment-sections transversales


Index des constructeurs

| | page | | page | | page |
|-------------------------|------|-----------------|------|------------------------|------|
| Air Compressor | 37 | Infiniti | 176 | Porsche | 270 |
| Alfa Romeo | 40 | Isuzu | 177 | Porsche Diesel Traktor | 271 |
| Audi | 44 | Iveco | 181 | Raba Hungary | 272 |
| Austin | 64 | Jaguar | 182 | Renault | 273 |
| Autobianchi | 65 | Jeep | 183 | Renault Traktor | 287 |
| Avia-Daewoo | 66 | John Deere | 184 | Renault Truck | 288 |
| Baudouin | 67 | KAMA3 | 185 | Roman | 289 |
| Berliet | 68 | KHD | 186 | Romania | 290 |
| BLMC | 69 | KIA | 197 | Rover | 291 |
| BMW | 70 | Komatsu | 200 | Ruggerini | 292 |
| BMW Motorrad | 84 | Lada | 202 | RVI | 293 |
| Bosch | 85 | Lamborghini | 203 | Saab | 297 |
| Case IH | 86 | Lancia | 204 | Same | 298 |
| Caterpillar | 87 | Land Rover | 205 | Saviem | 299 |
| Chrysler | 88 | Lexus | 206 | Scania | 300 |
| Citroën | 89 | Leyland | 207 | Scion | 304 |
| Cummins | 96 | Liebherr | 208 | Seat | 305 |
| Dacia | 97 | Lombardini | 209 | Setra | 311 |
| Daewoo - Chevrolet (GM) | 98 | Lotus | 211 | Simca | 312 |
| DAF | 100 | M.A.N. | 212 | Skoda | 313 |
| Daihatsu | 104 | Magirus-Deutz | 221 | Smart | 317 |
| Daimler-Mercedes-Benz | 106 | Malcoctsis | 222 | Ssang Yong | 318 |
| Deutz | 130 | Massey-Ferguson | 223 | Steyr | 319 |
| Eicher | 131 | Mazda | 224 | Subaru | 321 |
| Fap - Famos | 132 | MCC-Smart | 227 | Suzuki | 322 |
| Fiat | 133 | Mercedes-Benz | 228 | Talbot | 324 |
| Fiat - Iveco | 140 | Mini | 229 | Tatra | 325 |
| Ford | 147 | Mitsubishi | 230 | Toyota | 326 |
| Fordson | 155 | MMZ - Minsk | 235 | UAZ | 334 |
| GA3 - Wolga | 157 | Morris | 236 | Ursus | 335 |
| Great Wall | 158 | Moskvitch | 237 | UTB | 336 |
| Güldner | 159 | MWM | 238 | VM | 337 |
| Hanomag | 160 | New Holland | 241 | Volkswagen | 339 |
| Hatz | 161 | Nissan | 242 | Volvo | 359 |
| Henschel | 163 | NSU | 248 | Volvo-BM | 371 |
| Hino | 164 | Opel | 249 | Volvo-Penta | 372 |
| Honda | 165 | Pegaso | 257 | Westinghouse | 373 |
| Hyundai | 168 | Perkins | 258 | Wolga | 374 |
| IFA | 172 | Petter | 260 | Zetor | 375 |
| IHC Case IH | 173 | Peugeot | 261 | | |
| Indenor | 175 | Polski-Fiat | 269 | | |

Otros catálogos e información acerca de nuestros productos

Además de los productos del presente catálogo, NPR of Europe posee otras piezas de motor a su disposición.

Consulte nuestro programa completo de cojinetes de motor y utilice también nuestra aplicación „*Product Manager*”, la cual es posible descargar desde nuestra página web.



Catálogo B4: Cojinetes



Catálogo P3: Pistones



Product Manager: catálogo completo online

Tabla de contenidos

| | página |
|---|------------|
| Indicaciones para el uso del catálogo | 30 |
| Acerca de sobremedidas | 31 |
| Código numérico de las piezas | 31 |
| Corte transversal de aros de pistón | 32 |
| Revestimientos y tratamiento de superficies | 33 |
| Nuevos lanzamientos de aros de pistón | 8 |
| Como utilizar correctamente este catálogo | 34 |
| Índice de fabricantes | 35 |
| | |
| Informaciones acerca del producto | 389 |
| Indicador problemas de motor | 392 |
| Verificación de seguridad y genuinidad | 393 |
| Condiciones generales de contratación | 394 |

Indicaciones para el uso del catálogo

Nuestros aros de pistón son fabricados de manera que pueden montarse sin necesidad de hacer modificaciones en las ranuras del pistón, siendo únicamente necesario la limpieza de tales ranuras cuando existan apariciones de depósitos de carbón. En los temas de performance, de material y de revestimientos de material nos orientamos en las especificaciones técnicas de equipamiento original de los fabricantes de automóviles. Las especificaciones técnicas de los anillos pueden ser ampliadas con ayuda de la información contenida en página 32 / 33 acerca de tipos de revestimientos y tratamientos de superficie. Los nombres, explicaciones y otras informaciones acerca de vehículos y fabricantes indicados en este catálogo lo son solo a modo comparativo. Los aros de pistón contenidos en este catálogo son piezas con calidad NE.

Este catálogo fue elaborado y controlado con suma diligencia. No asumimos responsabilidad por la exactitud u omisión de los datos aquí brindados. Nos reservamos el derecho de realizar modificaciones en las especificaciones técnicas de las piezas de motor debido a la velocidad que impera en el desarrollo e innovación constante en el sector automotriz.

El repertorio de aros sufre constantes cambios. Si no encuentra en este catálogo los aros precisados por favor consúlte a nuestro staff. Con la publicación del presente catálogo pierden validez todas las ediciones anteriores.

La copia y/o reproducción total o parcial de este catálogo esta prohibida, las imágenes y diseños estan protegidas por las leyes de propiedad intelectual.

Certificación

Con la plena certeza que nuestros productos y servicio se mantienen firmes en cada examinación, es que permitimos gustosos que nos certifiquen auditores externos para confirmar nuestra calidad.

Nuestra gestión de calidad esta certificada según normas ISO 9001:2008. Asimismo nuestros clientes fabricantes de vehículos nos han llevado a cumplir requisitos extras para proveer a sus terminales automotrices y por ello poseemos la certificación ISO/TS 16949:2009.

Por todo ello puede confiar en el servicio y la calidad de nuestro producto NE.

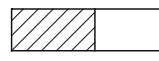

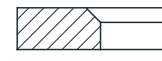
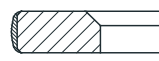










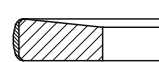
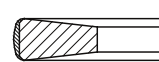
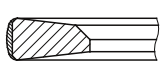
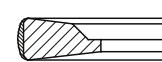
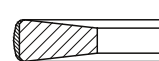
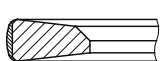
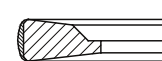
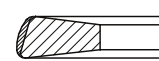
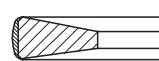

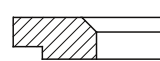
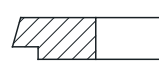
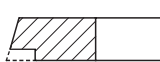
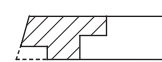
Identificación de sobremedidas

| abreviatura | tamaño | abreviatura | tamaño |
|-------------|----------|-------------|---------|
| 00 | STD | 21 | 0,50 mm |
| 01 | .001 | 22 | .020 |
| 02 | 0,05 mm | 23 | 0,60 mm |
| 03 | .002 | 24 | 0,65 mm |
| 04 | 0,06 mm | 25 | 0,70 mm |
| 05 | .0025 | 26 | 0,75 mm |
| 06 | .003 | 27 | .030 |
| 07 | 0,08 mm | 28 | 0,80 mm |
| 08 | 0,10 mm | 29 | 1,00 mm |
| 09 | 0,12 mm | 30 | .040 |
| 10 | 0,125 mm | 31 | 1,25 mm |
| 11 | .005 | 32 | .050 |
| 12 | 0,15 mm | 33 | 1,50 mm |
| 13 | .0075 | 34 | .060 |
| 14 | 0,20 mm | 35 | 2,00 mm |
| 15 | 0,25 mm | 99 | Semi |
| 16 | .010 | | |
| 17 | 0,30 mm | | |
| 18 | 0,35 mm | | |
| 19 | .015 | | |
| 20 | 0,40 mm | | |

Código numérico de las piezas

| | antiguo | | nuevo |
|---------------------|---------|---|-------|
| Juegos de segmentos | 79 | → | 121 |
| Juegos de segmentos | 89 | → | 120 |

Tipos y corte transversal de aros de pistón

| | | | |
|---|--|---|--|
| 910 Aro de sección rectangular |  910 |  910 CR |  910 IF |
| |  910 IF CR |  910 IW CR | |
| 911 Segmento de periferia cónica |  911 |  911 CR |  911 IF |
| |  911 IF CR |  911 IF U CR |  911 IW |
| |  911 IW U |  911 IW U CR |  911 IF U |
| 913 Segmento semi-trapezoidal |  913 CR | | |
| 914 Segmento trapezoidal ángulo 7° |  914 CR |  914 IF CR |  914 IW CR |
| 916 Segmento trapezoidal ángulo 3° |  916 CR |  916 IF CR |  916 IW CR |
| 917 Segmento trapezoidal de periferia cónica ángulo 7° |  917 CR | | |
| 922 Segmento trapezoidal ángulo 7° y 3° |  922 | | |
| 930 Segmento rascador - napier - |  930 |  930 IF | |
| 931 Segmento rascador de periferia cónica |  931 |  931 ES |  931 ES IW U |

946

Segmento rascador de aceite



946

946 EX

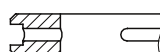
Segmento rascador de aceite con resorte helicoidal



946 EX

947

Segmento de bordes achaflanados simétricamente



947



947 EX NIT

947 EX

Segmento de bordes achaflanados simétricamente con resorte helicoidal



947 EX



947 EX CR

948

Anillo rascador de aceite de biseles



948

948 EX

Anillo rascador de aceite de biseles con resorte helicoidal



948 EX

777

Anillo rascador de aceite de tres piezas con muelle expansor



777 NIT



777 CR

Denominaciones de segmentos

IF Chablán interior
IW Escalón interior

IF U Chablán interior, abajo
IW U Escalón interior, abajo

ES Napier periferia cónica con interferencia

Revestimientos y tratamiento de superficies

CR revestimiento cromo en cara de trabajo

MO revestimiento molibdeno

PL revestimiento plasma

NIT nitrurado

TF revestimiento teflón

4CR revestimiento cromo en las 4 caras

3CR revestimiento cromo en 3 caras

FE oxidación ferrosa

FX cara de trabajo con injerto de ferrox (óxido ferroso y silicato de sodio)

P fosfatado (Japón: parkerising)

SN revestimiento zinc

IN resorte espiral y cavidad cromados

FS con seguro interno (joint with side notch)

PVD physical vapour deposition

CDS revestimiento cromo-diamante

CKS revestimiento cromo-cerámica

Como utilizar este catálogo

Datos del producto

fabricante del automóvil diámetro STD y sobremedidas

año de construcción unidad de embalaje

modelo referencia NE

| Motor | ccm | Cilindros | Potencia | Modelo | Año | Diámetro | Altura | Tipo | Revestimiento | Referencia NE | Unidad | Medida |
|--|------|-----------|----------------|-----------------------|--------|----------|--------|-------------|---------------|---------------|--------|--------|
| Dieselmotor JTD 1.3 Multijet 188 A9.000 M.733 AT.12.Z | 1248 | 4 | 70 kW 95 PS | Mito 1.3 JTDM 16V | 10 - | 69,60 | 2,00 | 910 NIT S+ | | 89 2096 0000 | 1 | STD |
| | | | | | | | 1,50 | 911 P | | 4000 | 1 | 0,40 |
| | | | | | | | 2,00 | 947 EX NIT+ | | 6000 | 1 | 0,60 |
| Motor 198 A4.000 from engine no. 1432596 | 1368 | 4 | 88 kW (120 PS) | MITO (955) 1.4 | 09/08- | 72,00 | 1,20 | 910 CKS+ | | 89 2013 0000 | 1 | STD |
| Motor | 1368 | 4 | 88 kW (120 PS) | MITO (955) 1.4 Bifuel | 07/11- | | 1,20 | 913 P | | | | |
| | | | | | | | 2,00 | 947 EX CR | | | | |

denominación del motor (código de motor) potencia sección transversal del anillo

desplazamiento del motor cantidad de cilindros revestimiento de la superficie

altura del anillo (mm) tipo

Índice de fabricantes

| | página | | página | | página |
|-------------------------|--------|-----------------|--------|------------------------|--------|
| Air Compressor | 37 | Infiniti | 176 | Porsche | 270 |
| Alfa Romeo | 40 | Isuzu | 177 | Porsche Diesel Traktor | 271 |
| Audi | 44 | Iveco | 181 | Raba Hungary | 272 |
| Austin | 64 | Jaguar | 182 | Renault | 273 |
| Autobianchi | 65 | Jeep | 183 | Renault Traktor | 287 |
| Avia-Daewoo | 66 | John Deere | 184 | Renault Truck | 288 |
| Baudouin | 67 | KAMA3 | 185 | Roman | 289 |
| Berliet | 68 | KHD | 186 | Romania | 290 |
| BLMC | 69 | KIA | 197 | Rover | 291 |
| BMW | 70 | Komatsu | 200 | Ruggerini | 292 |
| BMW Motorrad | 84 | Lada | 202 | RVI | 293 |
| Bosch | 85 | Lamborghini | 203 | Saab | 297 |
| Case IH | 86 | Lancia | 204 | Same | 298 |
| Caterpillar | 87 | Land Rover | 205 | Saviem | 299 |
| Chrysler | 88 | Lexus | 206 | Scania | 300 |
| Citroën | 89 | Leyland | 207 | Scion | 304 |
| Cummins | 96 | Liebherr | 208 | Seat | 305 |
| Dacia | 97 | Lombardini | 209 | Setra | 311 |
| Daewoo - Chevrolet (GM) | 98 | Lotus | 211 | Simca | 312 |
| DAF | 100 | M.A.N. | 212 | Skoda | 313 |
| Daihatsu | 104 | Magirus-Deutz | 221 | Smart | 317 |
| Daimler-Mercedes-Benz | 106 | Malcoctsis | 222 | Ssang Yong | 318 |
| Deutz | 130 | Massey-Ferguson | 223 | Steyr | 319 |
| Eicher | 131 | Mazda | 224 | Subaru | 321 |
| Fap - Famos | 132 | MCC-Smart | 227 | Suzuki | 322 |
| Fiat | 133 | Mercedes-Benz | 228 | Talbot | 324 |
| Fiat - Iveco | 140 | Mini | 229 | Tatra | 325 |
| Ford | 147 | Mitsubishi | 230 | Toyota | 326 |
| Fordson | 155 | MMZ - Minsk | 235 | UAZ | 334 |
| GA3 - Wolga | 157 | Morris | 236 | Ursus | 335 |
| Great Wall | 158 | Moskvitch | 237 | UTB | 336 |
| Güldner | 159 | MWM | 238 | VM | 337 |
| Hanomag | 160 | New Holland | 241 | Volkswagen | 339 |
| Hatz | 161 | Nissan | 242 | Volvo | 359 |
| Henschel | 163 | NSU | 248 | Volvo-BM | 371 |
| Hino | 164 | Opel | 249 | Volvo-Penta | 372 |
| Honda | 165 | Pegaso | 257 | Westinghouse | 373 |
| Hyundai | 168 | Perkins | 258 | Wolga | 374 |
| IFA | 172 | Petter | 260 | Zetor | 375 |
| IHC Case IH | 173 | Peugeot | 261 | | |
| Indenor | 175 | Polski-Fiat | 269 | | |



Globally reliable

AIR COMPRESSOR



Globally reliable

| | ccm | | | | | | | | | | | |
|--------------------------------------|-----|--------|--|---|-----|--------|--------------------------------------|---|--|-----------------|---|-----------------------------|
| 187 P 4, 79 P 4 | | 1 | | Westinghouse Luftpresser | | 60,000 | 2,50 2,50 | 931 P 931 P | | 120 300 0010 00 | 1 | STD |
| 187 P 4, 79 P 4 | | 2 | | Westinghouse Luftpresser | | | 4,00 | 948 EX P | | | | |
| 79 P 4, 86 P 4 | | 2 | | Westinghouse Luftpresser | | | | | | | | |
| SVKB 38 G 2 Z | | 1 | | Bosch, Luftpresser | | 60,000 | 2,50 2,50 2,50 4,00 | 931 P 931 P 931 P 948 EX P | | 120 300 0011 00 | 1 | STD |
| TD 121 | | 2 2 | | Volvo, Luftpresser Westinghouse Luftpresser | | 63,500 | 2,38 2,38 2,38 2,38 2,38 | 911 IF P 911 IF P 911 IF P 911 IF P 947 P | | 120 300 0012 00 | 1 | STD 0,25 0,50 |
| TU-FLO 500 | | 2 | | Westinghouse Luftpresser | | 63,500 | 2,38 2,38 3,16 2,38 3,16 | 911 IF P 911 IF P 910 IF P 911 IF P 948 P | | 120 300 0013 00 | 1 | STD 0,50 |
| | | | | Marelli | | 65,000 | 2,00 2,00 4,00 | 911 P 931 P 948 P | | 120 300 0035 00 | 1 | STD |
| | | 1 | | Zetor | | 65,000 | 2,50 2,50 4,00 | 911 P 931 P 948 P | | 120 300 0043 00 | 1 | STD |
| | | 1 | | Zetor | | 65,000 | 2,50 2,50 2,50 4,00 | 911 P 931 P 931 P 948 P | | 120 300 0044 00 | 1 | STD |
| | | 1 | | Kalesan, Luftpresser | | 66,675 | 1,99 1,99 1,99 1,99 3,94 | 910 IF P 910 IF P 910 IF P 910 IF P 946 P | | 120 300 0014 00 | 1 | STD |
| Motor | | 1 | | Isuzu, Cummins Isuzu | | 70,000 | 1,50 1,50 3,00 | 911 FE 911 FE 948 FE | | 120 300 0038 00 | 1 | STD |
| Fiat 619, 673, 684, 690, 691, 697 | | 1 | | Marelli, Luftpresser | | 70,000 | 2,00 2,00 4,00 | 911 P 930 FE 946 EX P | | 120 300 0015 00 | 1 | STD 0,50 |
| SVKB 37/2, 3 X DTN 115-1 | | 1 | | Bosch, Luftpresser | | 70,000 | 2,00 2,00 2,50 4,00 | 911 P 911 P 930 FE 946 EX P | | 120 300 0016 00 | 1 | STD |
| IFA W 50, L 60 | | 1 | | IFA Luftpresser | | 70,000 | 2,50 2,50 4,00 4,00 | 910 P 910 P 947 947 | | 120 300 0045 00 | 1 | STD |
| | | | | Marelli | | 73,000 | 3,00 3,00 5,00 5,00 | 930 FE 930 FE 948 FE 948 FE | | 120 300 0037 00 | 1 | STD |
| HDR, HDS | | 1 | | Westinghouse Luftpresser | 79- | 75,000 | 1,75 2,00 4,00 | 911 FE 931 FE 777 CR S | | 120 300 0006 00 | 1 | STD 0,50 1,00 |
| Air Compressor LP 48 | | 1 2 | | Bosch, Luftpresser DAF 1160 WS | | 75,000 | 2,00 2,00 4,00 | 931 FE 931 FE 948 FE | | 120 300 0017 00 | 1 | STD 0,25 0,50 1,00 |
| 15 W 37, WB 15 | | 2 | | Westinghouse Luftpresser | | 75,000 | 2,38 2,38 | 911 P 930 P | | 120 300 0018 00 | 1 | STD 0,25 0,50 |
| 15 W 37, WB 15, WB 31 | | 2 | | Scania, Luftpresser | | | 3,94 | 948 EX FE | | | | 0,75 |
| 15.5 W 37, W 31 | | 2 | | Westinghouse Luftpresser | | | | | | | | 1,00 |
| OM 366 | | 1 | | Mercedes-Benz Luftpresser | | 75,000 | 2,50 2,50 2,50 4,00 | 930 FE 930 FE 930 FE 948 FE | | 120 300 0008 00 | 1 | STD 0,50 |



AIR COMPRESSOR

Globally reliable

| | ccm | | | | | | | | | | |
|--|-----|--------|----------|---|--|--------|--------------------------------------|--|--|-----------------------------|--------------------------|
| 29 P, 30 P, 36 P, 37 P, 38 P, 40 P, 43 P, 46 P, 49 P, 50 P, 52 P, 53 P, 54 P, 67 P, 129 P, 136 P, 137 P, 236 P, 237 P, 337 P | | 2 | | Westinghouse Luftpresser | | 75,000 | 3,00 3,00 3,00 5,00 | 911 P 930 P 930 P 948 P | | 120 300 0005 00 21 | 1 STD 0,50 |
| 29 P, 30 P, 36 P, 37 P, 38 P, 40 P, 43 P, 46 P, 49 P, 50 P, 52 P, 53 P, 54 P, 67 P, 129 P, 136 P, 137 P, 236 P, 237 P, 337 P | | 1 | | Westinghouse Luftpresser | | | | | | | |
| V 30/200, V 54/180, LP 29, LP 49 | | 1 | | Knorr, Luftpresser | | | | | | | |
| VV 130/200 | | 1 | | Knorr, Luftpresser | | | | | | | |
| 29 P, 30 P, 36 P, 37 P, 38 P, 40 P, 43 P, 46 P, 49 P, 50 P, 52 P, 53 P, 54 P, 67 P, 129 P, 136 P, 137 P, 236 P, 237 P, 337 P | | 1 | | Westinghouse Luftpresser | | 75,000 | 3,00 3,00 5,00 | 930 P 930 P 948 P | | 120 300 0009 00 21 | 1 STD 0,50 |
| 29 P, 30 P, 36 P, 37 P, 38 P, 40 P, 43 P, 46 P, 49 P, 50 P, 52 P, 53 P, 54 P, 67 P, 129 P, 136 P, 137 P, 236 P, 237 P, 337 P | | 2 | | Westinghouse Luftpresser | | | | | | | |
| OM 312/321/352/352 A /353.904 | | 1 | | Mercedes-Benz Luftpresser | | 77,000 | 2,50 2,50 3,00 4,00 | 911 FE 911 FE 930 FE 947 EX FE | | 120 300 0002 00 29 | 1 STD 1,00 |
| LP 4845 | | 2 | Knorr 78 | air compressor Knorr MIDR 0620.45 | | 78,000 | 2,50 2,50 4,00 | 931 FE 930 P IF 947 P | | 120 300 0033 00 | 1 STD |
| AC 67 A | | 2 | | Marelli, Luftpresser | | 80,000 | 2,00 2,00 4,00 | 931 FE 931 FE 777 CR S | | 120 300 0021 00 21 | 1 STD 0,50 |
| FV/DT DW1/220/1, 0480 028 0010/002/003/101 | | 1 | | Bosch, Luftpresser | | 80,000 | 2,50 2,50 2,50 4,00 | 930 IF P 930 IF P 930 P 948 FE | | 120 300 0019 00 21 | 1 STD 0,50 |
| | | 1 | | Westinghouse Luftpresser | | 80,000 | 3,00 3,00 3,00 3,00 3,00 | 911 P 911 P 930 P 930 P 777 CR S | | 120 300 0020 00 21 | 1 STD 0,50 |
| | | 1 | | Sanwa, Luftpresser | | 80,000 | 3,00 3,00 3,00 4,00 | 911 P 911 P 911 P 948 P | | 120 300 0027 00 | 1 STD |
| Motor Knorr Bremse | | | | I V E C O | | 82,000 | 1,50 1,50 3,00 | 931 P 931 P 948 EX FE | | 120 300 0039 00 | 1 STD |
| Knorr | | 2 | | IVECO ACX 82 Knorr Euro Trakker 370, 420 | | 82,000 | 2,50 2,50 4,00 | 931 P 931 P 948 EX P | | 120 300 0034 00 15 21 | 1 STD 0,25 0,50 |
| 825, 1160 | | 2 2 | | DAF Luftpresser Westinghouse Luftpresser | | 85,000 | 2,00 2,00 4,00 | 930 FE 930 FE 948 FE | | 120 300 0022 00 21 | 1 STD 0,50 |
| 825, 1160 | | 2 2 | | DAF Luftpresser Westinghouse Luftpresser | | 85,000 | 2,00 2,00 2,00 4,74 | 911 IF P 911 IF P 911 IF P 947 P | | 120 300 0028 00 | 1 STD |
| | | 1 | | RVI Luftpresser | | 85,000 | 2,50 2,50 4,00 4,00 | 911 P 911 P 946 946 | | 120 040 0010 00 | 1 STD |
| | | 1 | | RVI Luftpresser | | 85,000 | 2,50 2,50 2,50 4,00 | 911 P 911 P 911 P 946 | | 120 040 0011 00 21 | 1 STD 0,50 |
| 306, 682, 690 | | 1 1 | | FIAT Luftpresser Westinghouse Luftpresser | | 85,000 | 2,50 2,50 2,50 4,00 4,00 | 911 P 930 P 930 P 948 EX P 946 | | 120 300 0029 00 | 1 STD |
| | | | | Knorr | | 86,000 | 2,00 2,00 3,00 | 931 P 931 P 947 EX NIT S | | 120 300 0036 00 15 21 | 1 STD 0,25 0,50 |

AIR COMPRESSOR



Globally reliable








































| | ccm | | | | | | | | | | | |
|--|-----|----------------------------|--|---|--|---------|------------------------------|---|--|-----------------------------------|---|-----------------------------|
| LP 1828, LP 1836, LP 1841, LP 1865, LP 1866 LP 3916 OM 355.960/962..964 | 300 | 1 1 1 | | Knorr, Luftpresser Knorr, Luftpresser Mercedes-Benz Luftpresser | | 88,000 | 2,00 2,00 2,50 5,00 | 930 IF P 930 IF P 930 FE 948 EX FE | | 120 300 0023 00 21 | 1 | STD 0,50 |
| D 08 LK 3904 OM 355, OM 360, OM 366, OM 366 A, OM 366 LA | | 1 1 1 | | M.A.N., Luftpresser Knorr, Luftpresser Mercedes-Benz Luftpresser | | 88,000 | 2,50 2,50 4,00 | 930 FE 930 FE 948 EX FE | | 120 300 0024 00 15 21 29 | 1 | STD 0,25 0,50 1,00 |
| D 2555, D 2566 OM 400, 409, 420 | | 1 1 1 1 | | Knorr, Luftpresser Westinghouse Luftpresser M.A.N., Luftpresser Mercedes-Benz Luftpresser | | 90,000 | 2,50 2,50 2,50 4,00 | 911 FE 930 FE 930 FE 948 EX FE | | 120 300 0003 00 21 29 | 1 | STD 0,50 1,00 |
| 411 010, 411 012, 411 026, 411 034, 411 043, 411 510 411 010, 411 012, 411 026, 411 034, 411 043, 411 510 D 2530, D 2538, D 2555, D 2556, D 2566, D 2840, D 2865, D 2866, D 2876 NDR NDR OM 401..404/ 407/ 409/421/422 | | 1 2 1 1 2 1 | | Westinghouse Luftpresser Westinghouse Luftpresser M.A.N., Luftpresser Westinghouse Luftpresser Westinghouse Luftpresser Mercedes-Benz Luftpresser | 65- 65- -75 05/81- 05/81- -75 | 90,000 | 2,50 2,50 4,00 | 911 FE 930 FE 948 EX FE | | 120 300 0007 00 21 29 | 1 | STD 0,50 1,00 |
| | | 1 1 | | Iveco, Luftpresser KHD Luftpresser | | 90,000 | 2,50 2,50 5,00 | 911 FE 930 FE 948 | | 120 300 0025 00 21 | 1 | STD 0,50 |
| Air compressor | | | | M.A.N. D25-Series MERCEDES OM 400-Series | 75 - | 90,000 | 2,50 2,50 4,00 | 911 FE 931 FE 777 CR S | | 120 300 0026 00 | 1 | STD |
| OM 314/352/352 A /362/364/366, OM 353.904 | | 1 | | Mercedes-Benz Luftpresser | | 94,000 | 2,50 2,50 2,50 | 931 FE 931 FE 931 FE | | 120 300 0004 00 21 29 | 1 | STD 0,50 1,00 |
| | | 1 | | RVI Luftpresser | | 100,000 | 2,50 2,50 2,50 5,00 | 911 FE 911 FE 911 FE 947 EX FE | | 120 300 0001 00 21 29 | 1 | STD 0,50 1,00 |
| D 2840 LF 20 OM 501 LA, OM 402.971 | | 1 1 | | M.A.N., Luftpresser Mercedes-Benz Luftpresser | -96 | 100,000 | 2,50 2,50 4,00 | 931 P 931 P 947 EX NIT S | | 120 300 0031 00 21 29 | 1 | STD 0,50 1,00 |
| OM 447 | | 1 | | D 2840 LF 20 | | 100,000 | 2,50 2,50 3,00 | 931 P 931 P 947 EX CR | | 120 300 0032 00 | 1 | STD |



ALFA ROMEO

Globally reliable

| | ccm | | | | | | | | | | | |
|---|------|----|------------------------------|---|---------|--------|----------------------|----------------------------------|----------|-----------------------------|---|---------------------|
| Dieselmotor 199 B1.000 | 1248 | 4 | 70 kW (95 PS) | MITO (955) 1.3 JTDM | 10/09- | 69,600 | 1,50 1,50 2,00 | 910 CKS 911 P 947 EX NIT S | | 120 020 0015 00 20 23 | 1 | STD 0,40 0,60 |
| Dieselmotor 199 A3.000 | 1248 | 4 | 66 kW (90 PS) | MITO 1.3 MultiJet | 09/08 | 69,600 | 2,00 1,50 2,00 | 910 NIT S 911 P 947 EX NIT | | 120 020 0056 00 20 23 | 1 | STD 0,40 0,60 |
| Motor 350 A1.000 | 1368 | 4 | 57 kW (78 PS) | MITO (955) 1.4 | 03/11- | 72,000 | 1,00 | 910 IF NIT S | | 120 020 0055 00 20 | 1 | STD 0,40 |
| Motor 955 A1.000 | 1368 | 4 | 57 kW (78 PS) | MITO (955) 1.4 | 09/08- | | 1,20 | 931 P | | | | |
| Motor 955 A6.000 | 1368 | 4 | 77 kW (105 PS) | MITO (955) 1.4 | 08/10- | | 2,00 | 777 NIT S | | | | |
| Motor 198 A4.000 from engine no. 1432596 | 1368 | 4 | 88 kW (120 PS) | MITO (955) 1.4 | 09/08- | 72,000 | 1,20 | 910 CKS | | 120 020 0012 00 | 1 | STD |
| Motor 198 A4.000 from engine no.1432596 | 1368 | 4 | 88 kW (120 PS) | MITO (955) 1.4 Bifuel | 07/11- | | 1,20 | 931 P | | | | |
| Motor 198 A4.000 to engine no. 1711633 | 1368 | 4 | 88 kW (120 PS) | GIULIETTA (940) 1.4 Bifuel | 12/11- | | 2,00 | 947 EX CR | | | | |
| Motor 198 A4.000 to engine no. 1711633 | 1368 | 4 | 88 kW (120 PS) | GIULIETTA (940) 1.4 TB | 04/10- | | | | | | | |
| Motor 940 A2.000 to engine no. 1711633 | 1368 | 4 | 125 kW (170 PS) | GIULIETTA (940) 1.4 TB | 04/10- | | | | | | | |
| Motor 940 B1.000 to engine no. 1711633 | 1368 | 4 | 77 kW (105 PS) | GIULIETTA (940) 1.4 TB | 04/11- | | | | | | | |
| Motor 955 A2.000, 955 A7.000 | 1368 | 4 | 99 kW (135 PS) | MITO (955) 1.4 TB | 10/09- | | | | | | | |
| Motor | 1290 | 4 | 74-78 kW (100 -105 PS) | Giulietta Sprint, Spider, Giulia GT1300/TI/GT Junior | 81 - | 74,000 | 1,50 1,75 4,00 | 910 IF CR S 931 P 777 CR S | | 120 001 0001 00 | 1 | STD |
| Motor | 1290 | 4 | 66 kW (90 PS) | Giulietta Sprint, Veloce, Giulia 1300 TI/GT Junior | | 74,000 | 2,00 2,00 4,00 | 910 IF CR 931 FE 777 CR S | | 120 001 0006 00 | 1 | STD |
| Motor 105.02, 105.14, 105.26 | 1570 | 4 | 68/72/76 kW (92/98/) | Giulia 1600 | -62 | 78,000 | 1,50 | 910 IF CR S | | 120 001 0007 00 | 1 | STD |
| Motor 116.00 | 1570 | 4 | 79,5 kW (108 PS) | Alfetta 1600, Giulietta 1600 | -74 | | 1,75 4,00 | 930 P 947 EX FE | | | | |
| Dieselmotor 940 A3.000 from engine no. 6577406 | 1598 | 4 | 77 kW (105 PS) | Giulietta (940) 1.6 JTDM | 04/10 | 79,500 | 1,50 1,50 2,00 | 910 CKS 931 P 947 EX NIT S | | 120 020 0047 00 20 | 1 | STD 0,40 |
| Dieselmotor 940 A3.000 till engine no. 6577406 | 1598 | 4 | 77 kW (105 PS) | Giulietta (940) 1.6 JTDM | 04/10- | 79,500 | 2,00 | 910 CKS | | 120 020 0042 00 | 1 | STD |
| Dieselmotor 955 A4.000, 198 A2.000, 955 A3.000 till 14/11/2012 | 1598 | 4 | 85 - 88 kW (115 - 120 PS) | Mito (955) 1.6 JTDM | 09/08- | | 1,75 2,00 | 931 P 947 EX NIT S | | | | |
| Motor | 1996 | 6 | | 164 2.0i V6 Turbo Super GTv 2,0i V6 Turbo | 91 - | 80,000 | 1,50 1,50 3,50 | 910 IF CR S 931 P 777 CR S | | 120 001 0002 00 | 1 | STD |
| Motor AR 00548, AR01608, AR 01678, AR 01668, AR 06202 | 1779 | 4 | 83 - 90 kW (113 - 132 PS) | GT V 1750, Apider 1750, Alfetta 1.8, Giulietta 1.8, 75 1.8, 90 1.8 | 67 - 92 | 80,000 | 1,50 | 910 IF CR S | | 120 001 0003 00 | 1 | STD |
| Motor AR 30102, AR 30102 S, AR 30104, AR 30500, AR 31000 | 1186 | 4 | 50 kW (68 PS) | Alfasud, Super 1.2 | | | 1,75 4,00 | 931 FE 777 CR S | | | | |
| Motor AR 30164, AR 30168, AR 30502, AR 30586, AR 30587, AR 30753, AR 30755, AR 31010, AR 33501 | 1351 | 4 | 55 - 66 kW (75 - 89 PS) | Alfasud 1.3 + 1.4 33 1.3 + 1.4, Arma 1.3 146 + 146 1.4 | 77 - 94 | | | | | | | |
| Motor 1.8ie | 1779 | 4 | 89 kW (120 PS) | 75 1.8 IE | | 80,000 | 1,50 | 910 IF CR S | | 120 001 0013 00 | 1 | STD |
| Motor 2.0 | 1996 | V6 | | 90 2.0 IE V6, Alfa 6-GTV | | | 1,75 3,50 | 931 FE 946 EX FE | | | | |





























|  | ccm |  |  |  |  |  |  |  |  |  |  | |
|---|------|---|---|---|---|--|---|---|---|---|---|---------------------|
| Motor 116 747 | 1370 | 4 | 76 kW (103 PS), | 145, 146, 147, 156 | | 82,000 | 1,20 1,20 2,00 | 910 NIT S 931 P 777 NIT S |  | 120 001 0020 00 20 23 | 1 | STD 0,40 0,60 |
| Motor AR 32103, 32104, 37203 | 1598 | 4 | 76 - 88 kW (103 - 120 PS) | 147 1.6 16V T.Spark 156 1.6 16V T.Spark | 09/97 - | | | |  | | | |
| Motor AR 32201, AR 32205, AR 38401, AR 57106 | 1747 | 4 | 103 - 106 kW 140 - 144 PS | 145 1.8 i.e., 146 1.8 i.e. 155 1.8 16V T.Spark 156 1.8 16V T.Spark | 05/96 - | | | |  | | | |
| Motor AR 33503, AR 38501 | 1370 | 4 | 76 kW (103 PS) | 145 1.4 16V T.Spark 146 1.4 16V T.Spark | 11/96 - | 82,000 | 1,50 1,50 3,00 | 910 IF CR S 911 P 777 CR S |  | 120 001 0016 00 20 | 1 | STD 0,40 |
| Motor M 646BA.15.T | 1598 | 4 | | 155 1.6 16V, Twin Spark | -96 | | | |  | | | |
| Motor M 646GA.17.T | 1747 | 4 | 103 kW (140 PS) | 155 1.8 16V, Twin Spark | -96 | | | |  | | | |
| Motor M 646LA.17.T | 1747 | 4 | 103 kW (140 PS) | 145 1.8 16V, Twin Spark | -97 | | | |  | | | |
| Motor M 646LA.17.T | 1747 | 4 | 103 kW (140 PS) | 146 1.8 16V, Twin Spark | -97 | | | |  | | | |
| Motor M 646VA.17.T | 1747 | 4 | 107 kW (145 PS) | 156 1.8 16V, Twin Spark | -97 | | | |  | | | |
| Motor M 654 CA.15.T | 1598 | 4 | 88 kW (120 PS) | 156 1.6 16V, Twin Spark | -97 | | | |  | | | |
| Motor M 654BA.15.T | 1598 | 4 | 88 kW (120 PS) | 145 1.6 16V, Twin Spark | -97 | | | |  | | | |
| Motor M 654BA.15.T | 1598 | 4 | 88 kW (120 PS) | 146 1.6 16V, Twin Spark | -97 | | | |  | | | |
| Motor M 659 AA.14.T | 1370 | 4 | 76 kW (103 PS) | 145 1.4 16V, Twin Spark | -97 | | | |  | | | |
| Dieselmotor 188A3.000 430.0-M724HT.19.t | 1910 | 4 | 44 kW 60 PS | | | 82,000 | 2,00 2,00 3,00 | 910 CR S 931 P 947 EX CR |  | 120 020 0053 00 | 1 | STD |
| Dieselmotor AR32302-186.230 | 1910 | 4 | 73 kW (100 PS) | 147 JTD, 156 JTD | | | | |  | | | |
| Dieselmotor AR 37101, 192 A5.000, 937 A5.000 939 A2.000 Turbo Intercooler oilring 2,00 mm | 1910 | 4 | 73 - 110 kW 100 - 150 PS | 147 1.9 JTD, 156 1.9 JTD | 00 - | 82,000 | 2,00 2,00 2,00 | 910 CR S 931 P 947 EX NIT |  | 120 020 0058 00 20 23 | 1 | STD 0,40 0,60 |
| Motor 839 A6.000, 841 C.000 841 G.000, 841 H.000 AR 36202 oilring 2,0 mm | 2387 | 5 | 100 - 129 kW 136 - 175 PS | 156 2.4 JTD, 166 2.4 JTD | 00 - | | | |  | | | |
| Dieselmotor 839.A600, AR 36202, 841 C.000 | 2387 | 5 | 100 - 110 kW (136 - 150 PS PS) | 156 JTD, 166 JTD | 00 - | 82,000 | 2,50 2,00 2,00 | 910 CR S 931 P 947 EX NIT |  | 120 020 0054 00 | 1 | STD |
| Dieselmotor AR 37101 | 1910 | 4 | 73 - 103 kW 100 - 140 PS | 156 1.9 JTD | 00 - | | | |  | | | |
| Dieselmotor AR 32302 | 1910 | 4 | 77 kW 105 PS | 145, 146, 156 JTD | 97 - | 82,000 | 3,00 2,00 3,00 | 914 CR P 911 IF U FE 947 EX CR |  | 120 020 0049 00 23 | 1 | STD 0,60 |
| Dieselmotor AR 32501, AR 34202 | 2387 | 5 | 100 Kw 136 PS | 156 + 166 2.4 JTD | 98 | | | |  | | | |
| Motor 932.A2.000, 937.A1.000 AR32310, AR36301, AR36310 | 1970 | 4 | 119 - 122 kW 162 - 166 PS | 147, 156, 166 2.0 16 V GT 2.0 JTS, Spider 2.0 | 03/02 - | 83,000 | 1,20 1,20 2,00 | 910 IF NIT S 931 P 777 NIT S |  | 120 001 0019 00 20 | 1 | STD 0,40 |
| Motor M 647CA.19.T | 1970 | 4 | 110 - 121 kW 150 - 165 PS | GTV 2.0 16V T.S. | 03/98 - | 83,000 | 1,20 1,50 3,00 | 910 IF NIT S 931 P 777 CR S |  | 120 001 0015 00 20 | 1 | STD 0,40 |
| Motor M 647CA.19.T- AR 162 | 1970 | 4 | 110 - 121 kW 150 - 165 PS | Spider 2.0i 16V T.S. | 03/98 - | | | |  | | | |
| Motor M 647DA.19.T | 1970 | 4 | 110 kW (150 PS) | 145 2.0i 16V T.S. Quadr. | -95 | | | |  | | | |
| Motor M 647DA.19.T | 1970 | 4 | 110 - 121 kW 150 - 165 PS | 145, 146 2.0i 16V T.S. ti | 03/98 | | | |  | | | |
| Motor M 647HA.19.T | 1970 | 4 | 110 kW 150 PS | 155 2.0i 16V T.S | 3/95 - | | | |  | | | |
| Motor M 647LA.19.T | 1970 | 4 | 114 kW (155 PS) | 156 2.0 16V, Twin Spark | -97 | | | |  | | | |



ALFA ROMEO

Globally reliable
















| | ccm | | | | | | | | | | | |
|--|------|----|-------------------------------|---|-------------------|--------|----------------------|---------------------------------------|--|-----------------------------|---|---------------------|
| Dieselmotor 844 A2.000 | 1956 | 4 | 120 kW (163 PS) | 159 Sportwagon (939) 2.0 JTDM | 05/09-11/11 | 83,000 | 1,50 1,50 2,00 | 910 CDS P 931 ES P 947 EX NIT S | | 120 035 0007 00 21 | 1 | STD 0,50 |
| Dieselmotor 844 A2.000 | 1956 | 4 | 120 kW (163 PS) | BRERA 2.0 JTDM | 03/08- | | | | | | | |
| Dieselmotor 844 A2.000 | 1956 | 4 | 120 kW (163 PS) | SPIDER (939) 2.0 JTDM | 04/09- | | | | | | | |
| Dieselmotor 939 B3.000 | 1956 | 4 | 125 kW (170 PS) | 159 Sportwagon (939) 2.0 JTDM | 05/09-11/11 | | | | | | | |
| Dieselmotor 939 B3.000 | 1956 | 4 | 125 kW (170 PS) | BRERA 2.0 JTDM | 05/09- | | | | | | | |
| Dieselmotor 939 B3.000 | 1956 | 4 | 125 kW (170 PS) | SPIDER (939) 2.0 JTDM | 05/09- | | | | | | | |
| Dieselmotor 939 B4.000 | 1956 | 4 | 100 kW (136 PS) | 159 Sportwagon (939) 2.0 JTDM | 06/10-11/11 | | | | | | | |
| Dieselmotor 940 A4.000 | 1956 | 4 | 125 kW (170 PS) | GIULIETTA (940) 2.0 JTDM | 04/10- | | | | | | | |
| Dieselmotor 940 A5.000 | 1956 | 4 | 103 kW (140 PS) | GIULIETTA (940) 2.0 JTDM | 04/10- | | | | | | | |
| Dieselmotor 940 A7.000 | 1956 | 4 | 120 kW (163 PS) | GIULIETTA (940) 2.0 JTDM | 04/10- | | | | | | | |
| Dieselmotor 940 A8.000 | 1956 | 4 | 100 kW (136 PS) | GIULIETTA (940) 2.0 JTDM | 04/10- | | | | | | | |
| Motor M 620AG.18.C | 1748 | 4 | | 155 1.7, Twin Spark | -93 | 83,400 | 1,50 1,50 3,50 | 910 IF CR S 911 P 777 CR S | | 120 001 0017 00 23 | 1 | STD 0,60 |
| Motor 2.0 Twin Spark | 1962 | 4 | 104 kW (142 PS) | 164 | 88-92 | 84,000 | 1,50 1,50 3,50 | 910 IF NIT S 931 FE 777 CR S | | 120 001 0004 00 20 | 1 | STD 0,40 |
| Motor AR 06416, AR06420, AR64103 | 1962 | 4 | 107 kW (146 PS) | 164 2.0 T.Spark | 06/87 - 09/98. | | | | | | | |
| Motor AR06166, AR06224, | 1962 | 4 | 88 - 107 kW (120 - 146 PS) | 75 2.0 T.Spark | 87-92 | | | | | | | |
| Motor M 620 AA.18.A | 1773 | 4 | 95 kW (129 PS) | 155 Twin Spark | -92 | | | | | | | |
| Motor M 620 CA.20.A | 1995 | 4 | 105 kW (143 PS) | 155 Twin Spark | -92 | | | | | | | |
| Motor AR 672.03 | 1995 | 4 | 110 kW 150 PS | 155 2.0 Turbo 16V | 95 - | 84,000 | 1,50 1,50 3,00 | 910 IF CR S 931 P 777 NIT S | | 120 001 0018 00 20 | 1 | STD 0,40 |
| Motor A 195.17, 116.33 | 1962 | 4 | 82,5/ 85,5 kW (112/116 PS) | Alfetta 2000, GTV 2000, 1.8 GTI (USA) | 72-85 | 84,000 | 1,50 1,75 4,50 | 910 IF CR S 931 FE 946 EX FE | | 120 001 0008 00 | 1 | STD |
| Motor A 195.17, 116.33 | 1962 | 4 | 96.5 kW (131 PS) | Alfetta 2000, Spider | -71 | | | | | | | |
| Motor A 195.17, 116.33 | 1962 | 4 | 90 kW (122 PS) | Alfetta, GTV 2000 | -76 | | | | | | | |
| Motor 301.28 | 1490 | 4 | 62.5 - 77 kW (85 - 105 PS) | 33, Sprint Alfasud Sprint Veloce | -86 | 84,000 | 1,50 1,75 4,00 | 910 NIT S IF 931 FE 777 CR S | | 120 001 0009 00 | 1 | STD |
| Motor 116.55 | 1962 | 4 | 94 kW (128 PS) | 90 2.0 IE, Spider 2.0 IE, Alfetta 2.0 IE | | 84,000 | 1,50 1,75 3,50 | 910 IF NIT S 911 P 777 CR S | | 120 001 0014 00 | 1 | STD |
| Motor M 601 FT.20.0 | 1995 | 4 | 136 kW (185 PS) | 155 Q4 | 89-93 | 84,000 | 1,50 2,00 3,94 | 910 IF CR S 930 FE 777 CR S | | 120 020 0017 00 20 29 | 1 | STD 0,40 1,00 |
| Motor M 601 FT.20.0 | 1995 | 4 | 125 kW (171 PS) | 164 | -85 | | | | | | | |
| Motor AR 30550, 30058, 30736, 30737, A, 30746, 30747, 33401 | 1717 | 4 | 77/99 kW (105/133 PS) | 33 1.7 i.e. 16V 145 1.7 i.e. 16V | 1/86 - 12/96 | 87,000 | 1,50 1,75 3,00 | 910 IF CR S 931 FE 777 CR S | | 120 001 0005 00 | 1 | STD |
| Motor M 300 BA.17.A | 1712 | 4 | 81 kW (110 PS) | Sprint, 33 | -87 | | | | | | | |
| Motor M 690 AA.17.C | 1712 | 4 | 77 kW (105 PS) | 33 (USA) | | | | | | | | |
| Motor M 691 AA.17.A | 1712 | 4 | 98/101 kW (133/137 PS) | 33 16V | -90 | | | | | | | |
| Motor AR32401, AR32405, AR34201 AR36201 | 2492 | 6 | 140 kW 190 PS | 155, 156, 166 2.5 V6 24V | 97 - | 88,000 | 1,20 1,50 3,50 | 910 IF NIT S 931 P 947 EX CR | | 120 001 0022 00 | 1 | STD |
| Motor M 652 AB.25.T | 2492 | 6 | 140 kW (190 PS) | 155, 156, 166 | | | | | | | | |
| Motor | 2492 | V6 | 121 kW (165 PS) | 155 V6 | | 88,000 | 1,50 1,50 3,50 | 910 IF CR S 931 P 947 EX CR | | 120 001 0011 00 | 1 | STD |
| Motor AR 32401, AR 32402, AR 34201, AR 36201 AR 32405 | 2492 | V6 | | 75,9 | | 88,000 | 1,50 1,75 4,00 | 910 IF CR S 931 FE 777 CR S | | 120 001 0010 00 | 1 | STD |

|  | ccm |  |  |  |  |  |  |  |  |  |  | |
|---|------|---|---|---|---|--|---|---|---|---|---|---------------------|
| Dieselmotor HR 488 HT/2 | 1994 | 4 | 60/70 kW (82/95 PS) | 75, Alfetta, Giulietta | -79 | 88,000 | 2,50 2,00 4,00 | 914 CR 931 FE 947 EX CR |  | 120 052 0001 00 | 1 | STD |
| Dieselmotor HR 588 HT/2 | 2492 | 5 | 77 kW (105 PS) | Alfa 6 2.5, turbodiesel | 83-87 | | | |  | | | |
| Dieselmotor VM 80 A | 1994 | 4 | 70 kW (95 PS) | 75 | -85 | | | |  | | | |
| Dieselmotor | 1994 | 4 | 60-70 kW (82-95 PS) | Alfetta, Giulietta, 75 | | 88,000 | 3,00 2,00 4,00 | 910 IF CR S 931 FE 947 EX CR |  | 120 020 0024 00 | 1 | STD |
| Dieselmotor HR 492 HI | 2392 | 4 | 81 kW (110 PS) | 90 2.4 | 84-87 | 92,000 | 2,50 2,00 4,00 | 914 CR 931 FE 947 EX CR |  | 120 052 0002 00 | 1 | STD |
| Dieselmotor HR 492 HT | 2392 | 4 | 70/75 kW (95/100 PS) | Alfetta 2.4 | 82-85 | | | |  | | | |
| Dieselmotor HR 92.4 S-H | 2500 | 4 | 84/86 kW (114/117 PS) | 164 | -88 | | | | | | | |
| Dieselmotor HRT 392 | 1779 | 3 | 54,5 kW (74 PS) | 33 | -84 | | | | | | | |
| Motor 932 A.000 | 3179 | 6 | 184 kW (250 PS) | 147 (937) 3.2 GTA | 02/03-03/10 | 93,000 | 1,20 1,20 2,00 | 910 NIT S 911 P 777 NIT S |  | 120 001 0024 00 | 1 | STD |
| Motor 932 A.000 | 3179 | 6 | 184 kW (250 PS) | 156 (932) 3.2 GTA | 03/02-09/05 | | | |  | | | |
| Motor 932 A.000 | 3179 | 6 | 184 kW (250 PS) | 156 Sportwagon (932) 3.2 GTA | 03/02-05/06 | | | | | | | |
| Motor 936 A.000 | 3179 | 6 | 176 kW (240 PS) | 166 (936) 3.2 V6 24V | 10/03-06/07 | | | | | | | |
| Motor 936 A.000 | 3179 | 6 | 176 kW (240 PS) | GT (937) 3.2 GTA | 11/03-09/10 | | | | | | | |
| Motor 936 A6.000 | 3179 | 6 | 176 kW (240 PS) | GTV (916C_) 3.2 V6 24V | 04/03-10/05 | | | | | | | |
| Motor 936 A6.000 | 3179 | 6 | 176 kW (240 PS) | Spider (916S_) 3.2 V6 24V | 04/03-04/05 | | | | | | | |
| Motor 161.02 | 2959 | 6 | 162 kW 220 PS | 166, GTV, Spider 3.0 V6 24V | 96 - | 93,000 | 1,20 1,50 3,50 | 910 IF NIT S 911 P 947 EX P |  | 120 001 0023 00 | 1 | STD |
| Motor AR 16102, AR 16105, AR 34301, AR 36101 | 2959 | 6 | 162 kW 220 PS | GTV, Spider, 166 3.0 V6 24V | 10/96 - | | | |  | | | |
| Motor M 624 AB.30.A | 2959 | V6 | 147 kW (200 PS) | 164 OV, R.Z. | -92 | 93,000 | 1,50 1,50 3,50 | 910 IF CR S 911 FE 777 CR S |  | 120 001 0012 00 | 1 | STD |
| Motor M 624 AB.30.A | 2959 | 6 | 136 kW (185 PS) | 75, 164 | -87 | | | |  | | | |
| Motor M 627 AA.30.C | 2959 | V6 | 154/169 kW (210/230 PS) | 164 Super, Zagato | -92 | | | | | | | |
| Dieselmotor 8140.61 | 2445 | 4 | 53 kW (72 PS) | 30AR8, 32AR8, 35AR8, 40AR8 | | 93,000 | 2,00 2,00 4,00 | 910 CR S 930 FE 947 EX CR |  | 120 020 0030 00 23 | 1 | STD 0,60 |
| Dieselmotor 8140.21 | 2445 | 4 | 68 kW (92 PS) | 40 AR 8T | 86-88 | 93,000 | 3,00 2,00 3,00 | 914 CR 911 P 947 EX CR |  | 120 020 0001 00 20 23 | 1 | STD 0,40 0,60 |
| Dieselmotor 8144.67 | 2500 | 4 | | 10AR6, 14AR6 | | 93,000 | 3,00 2,00 3,00 | 910 CR S 930 FE 947 EX CR |  | 120 020 0002 00 20 23 | 1 | STD 0,40 0,60 |
| Dieselmotor 8140.61 | 2445 | 4 | 53 kW (72 PS) | 40 AR 8 | 78-85 | 93,000 | 3,00 2,00 4,00 | 910 CR S 930 FE 947 EX CR |  | 120 020 0022 00 20 23 | 1 | STD 0,40 0,60 |
| Dieselmotor 8140.61.300 | 2445 | 4 | 53 kW (72 PS) | 30 AR 8, 35 AR 8 | -78 | | | |  | | | |

**AUDI**

Globally reliable

| | ccm | | | | | | | | | | | |
|---|------|---|--------------------------|---|------------------|--------|----------------------|--|--|-----------------------------|---|---------------------|
| Motor HB, HD | 1093 | 4 | 37/38 kW (50/52 PS) | Audi 50 | 04/75-07/83 | 69,500 | 1,75 2,00 4,00 | 910 IF CR 931 FE 946 EX P | | 120 050 0031 00 21 | 1 | STD 0,50 |
| Motor 801 | 1093 | 4 | 44 kW (60 PS) | Audi 50 | 74-78 | 69,500 | 1,75 2,50 4,00 | 910 IF CR 930 FE 946 EX P | | 120 050 0013 00 21 29 | 1 | STD 0,50 1,00 |
| Motor CBZA till 14.05.2012 | 1197 | 4 | 63 kW (86 PS) | A1 1.2 TFSI | 05/10- | 71,000 | 1,00 1,20 2,00 | 910 NIT S 911 P 777 NIT S | | 120 050 0010 00 21 | 1 | STD 0,50 |
| Motor CBZB till 14.05.2012 | 1197 | 4 | 77 kW (105 PS) | A3 1.2 TSI | 04/10- | | | | | | | |
| Motor CBZB till 14.05.2012 | 1197 | 4 | 77 kW (105 PS) | A3 Cabriolet 1.2 TFSI | 03/10- | | | | | | | |
| Motor CBZA from 14.05.2012 | 1197 | 4 | 63 kW (86 PS) | A1 1.2 TFSI | 05/10- | 71,000 | 1,20 1,20 2,00 | 910 NIT S 911 CR P 777 NIT S | | 120 050 0011 00 21 | 1 | STD 0,50 |
| Motor CBZB from 14.05.2012 | 1197 | 4 | 77 kW (105 PS) | A3 1.2 TSI | 04/10- | | | | | | | |
| Motor CBZB from 14.05.2012 | 1197 | 4 | 77 kW (105 PS) | A3 Cabriolet 1.2 TFSI | 03/10- | | | | | | | |
| Motor CJZA | 1197 | 4 | 77 kW (105 PS) | A3 (8V1) 1.2 TFSI | 02/13 | 71,000 | 1,20 1,20 2,00 | 910 NIT S 931 P 947 EX NIT S | | 120 050 0080 00 15 21 | 1 | STD 0,25 0,50 |
| Motor CJZA | 1197 | 4 | 77 kW (105 PS) | A3 Limousine (8VS) 1.2 TFSI | 10/13- | | | | | | | |
| Motor CJZA | 1197 | 4 | 77 kW (105 PS) | A3 Sportback (8VA) 1.2 TFSI | 05/13- | | | | | | | |
| Motor CYVB | 1197 | 4 | 81 kW (110 PS) | A3 (8V1) 1.2 TFSI A3 Limousine (8VS) 1.2 TFSI A3 Sportback (8VA) 1.2 TFSI | 05/14- | | | | | | | |
| Motor CPTA | 1395 | 4 | 103 kW (140 PS) | A1 1.4 TFSI | 04/12- | 74,500 | 1,20 1,20 2,00 | 910 NIT S PVD 931 P 947 EX NIT S | | 120 050 0051 00 21 | 1 | STD 0,50 |
| Motor CZEA | 1395 | 4 | 110 kW (150 PS) | A1 1.4 TFSI | 11/14- | | | | | | | |
| Motor CZEA | 1395 | 4 | 110 kW (150 PS) | Q3 1.4 TFSI | 10/13- | | | | | | | |
| Motor CUKB, CXUA For pistons 04E 107 065 FJ/GP | 1395 | 4 | 110 kW (150 PS) | A3 Sportback (8VA) 1.4 TFSI e-tron | 05/14- | 74,500 | 1,20 1,20 2,00 | 910 NIT S PVD 911 CR P 777 NIT S | | 120 050 0052 00 21 | 1 | STD 0,50 |
| Motor CMBA, CXSA from 19.05.2015 | 1395 | 4 | 90 kW (122 PS) | A3 1.4 TFSI | 04/12- | | | | | | | |
| Motor CXSB, CZCA from 19.05.2015 | 1395 | 4 | 92 kW (125 PS) | A3 1.4 TFSI | 05/14- | | | | | | | |
| Motor CXSB, CZCA from 26.05.2014 | 1395 | 4 | 92 kW (125 PS) | A3 Cabriolet 1.4 TFSI | 02/14- | | | | | | | |
| Motor CZCA | 1395 | 4 | 92 kW (125 PS) | A1 1.4 TFSI | 11/14- | | | | | | | |
| Motor CHPB | 1395 | 4 | 110 kW (150 PS) | Q3 1.4 TFSI | 10/13- | 74,500 | 1,20 1,20 2,00 | 910 NIT S 911 CR P 777 NIT S | | 120 050 0054 00 21 | 1 | STD 0,50 |
| Motor CXSB, CZCA till 26.05.2014 | 1395 | 4 | 92 kW (125 PS) | A3 Cabriolet 1.4 TFSI | 02/14- | | | | | | | |
| Motor CZDA | 1395 | 4 | 110 kW (150 PS) | Q3 1.4 TFSI | 10/13- | | | | | | | |
| Motor EP | 1296 | 4 | 44 kW (60 PS) | 80 | 08/81-07/86 | 75,000 | 1,50 1,75 3,00 | 910 IF CR S 911 FE 777 CR S | | 120 050 0035 00 21 29 | 1 | STD 0,50 1,00 |
| Motor HH, FZ | 1272 | 4 | 44 kW (60 PS) | 50 | 01/77-07/82 | 75,000 | 1,75 2,00 4,00 | 910 IF CR S 931 FE 777 CR S | | 120 050 0002 00 21 29 | 1 | STD 0,50 1,00 |
| Motor HH, FZ | 1272 | 4 | 44 kW (60 PS) | Audi 50 + 80 | 01/78-07/83 | | | | | | | |
| Motor 801, YJ, ZB, ZC | 1470 | 4 | 55 - 63 kW 75 - 86 PS | Audi 80 | 72 - 75 | 75,000 | 2,00 2,50 4,00 | 910 IF CR S 930 FE 777 CR S | | 120 050 0014 00 21 29 | 1 | STD 0,50 1,00 |
| Motor ZA, ZF, EP | 1272 | 4 | 40,5 kW (55 PS) | Audi 50 + 80 | 05/72-07/83 | | | | | | | |
| Motor CAXA, CNVA | 1390 | 4 | 90 kW (122 PS) | A1 1.4 TFSI | 05/10- | 76,500 | 1,20 1,20 2,00 | 910 IF NIT S 911 P 777 NIT S | | 120 050 0056 00 | 1 | STD |
| Motor CAXC, CMSA | 1390 | 4 | 92 kW (125 PS) | A3 1.4 TFSI | 09/07 - 08/12 | | | | | | | |
| Motor CAVG, CTHG, CTJA | 1390 | 4 | 136 kW (185 PS) | A1 (8X1) 1.4 TFSI A1 Sportback (8XA) 1.4 TFSI | 01/11- | 76,500 | 1,20 1,50 2,00 | 910 IF NIT S 911 P 777 NIT S | | 120 050 0003 00 21 | 1 | STD 0,50 |
| Motor AUA, BBY | 1390 | 4 | 55 kW (75 PS) | A2 1.4 | 00 - 05 | 76,500 | 1,20 1,50 2,50 | 910 IF NIT S 931 P 777 CR S | | 120 050 0063 00 21 | 1 | STD 0,50 |
| Motor BAG | 1598 | 4 | 85 kW (115 PS) | Audi A 3 | 03 - 04 | | | | | | | |

|  | ccm |  |  |  |  |  |  |  |  |  |  | |
|---|------|---|---|---|---|--|---|---|---|---|---|-------------|
| Dieselmotor ANY | 1191 | 3 | 45 kW 61 PS | Audi A 2 | 01 - | 76,500 | 1,75 2,00 | 910 CR S 911 IF U |  | 120 050 0029 00 21 | 1 | STD 0,50 |
| Dieselmotor CN, CR, JK | 1588 | 4 | 45 - 51,5 kW 54 - 70 PS | Audi 80, 90, 100, 4000, 5000 | 78 - 89 | | 3,00 | 947 EX CR |  | 29 | | 1,00 |
| Dieselmotor DE, NC | 1986 | 5 | 75 kW (102 PS) | 100 | 03/88-12/90 | | | | | | | |
| Dieselmotor CY, RA, SB | 1588 | 4 | 51 - 59 kW (70 - 80 PS) | Audi 80, 90 | 08/84-09/91 | 76,500 | 1,75 2,00 | 910 CR S 911 IF U CR |  | 120 050 0068 00 21 | 1 | STD 0,50 |
| Dieselmotor DE, NC | 1986 | 5 | 64 - 75 kW (87 - 102 PS) | Audi 100 + 5000 (USA) | 81-90 | | 3,00 | 947 EX CR |  | 29 | | 1,00 |



AUDI

Globally reliable














| | ccm | | | | | | | | | | | |
|--|------|---|-----------------|---|-------------|--------|----------------------|---|--|-----------------------|---|-------------|
| Dieselmotor AFB, AKN | 2496 | 6 | 110 kW (150 PS) | A4 (8D2, B5) 2.5 TDI | 09/97-11/00 | 78,300 | 1,75 2,00 3,00 | 910 CKS 911 IF U P 947 EX CR | | 120 050 0021 00 21 | 1 | STD 0,50 |
| Dieselmotor AFB, AKN | 2496 | 6 | 110 kW (150 PS) | A4 (8D2, B5) 2.5 TDI quattro | 09/97-11/00 | | | | | | | |
| Dieselmotor AFB, AKN | 2496 | 6 | 110 kW (150 PS) | A4 Avant (8D5, B5) 2.5 TDI | 09/97-09/01 | | | | | | | |
| Dieselmotor AFB, AKN | 2496 | 6 | 110 kW (150 PS) | A4 Avant (8D5, B5) 2.5 TDI quattro | 09/97-09/01 | | | | | | | |
| Dieselmotor AFB, AKN | 2496 | 6 | 110 kW (150 PS) | A6 (4B, C5) 2.5 TDI | 07/97-01/05 | | | | | | | |
| Dieselmotor AFB, AKN | 2496 | 6 | 110 kW (150 PS) | A6 (4B, C5) 2.5 TDI quattro | 07/97-01/05 | | | | | | | |
| Dieselmotor AFB, AKN | 2496 | 6 | 110 kW (150 PS) | A6 Avant (4B, C5) 2.5 TDI | 12/97-01/05 | | | | | | | |
| Dieselmotor AFB, AKN | 2496 | 6 | 110 kW (150 PS) | A6 Avant (4B, C5) 2.5 TDI quattro | 12/97-01/05 | | | | | | | |
| Dieselmotor AFB, AKN | 2496 | 6 | 110 kW (150 PS) | A8 (4D2, 4D8) 2.5 TDI | 01/97-04/00 | | | | | | | |
| Dieselmotor AFB, AKN | 2496 | 6 | 110 kW (150 PS) | A8 (4D2, 4D8) 2.5 TDI quattro | 07/97-04/00 | | | | | | | |
| Dieselmotor AKE | 2496 | 6 | 132 kW (180 PS) | A8 (4D2, 4D8) 2.5 TDI | 09/00-09/02 | | | | | | | |
| Dieselmotor AKE | 2496 | 6 | 132 kW (180 PS) | A8 (4D2, 4D8) 2.5 TDI quattro | 09/00-09/02 | | | | | | | |
| Dieselmotor AKE, BAU | 2496 | 6 | 132 kW (180 PS) | ALLROAD (4BH, C5) 2.5 TDI quattro | 05/00-08/05 | | | | | | | |
| Dieselmotor AKE, BAU, BDH | 2496 | 6 | 132 kW (180 PS) | A4 (8E2, B6) 2.5 TDI quattro | 11/00-12/04 | | | | | | | |
| Dieselmotor AKE, BAU, BDH | 2496 | 6 | 132 kW (180 PS) | A4 Avant (8E5, B6) 2.5 TDI quattro | 09/01-12/04 | | | | | | | |
| Dieselmotor AKE, BAU, BDH | 2496 | 6 | 132 kW (180 PS) | A6 (4B, C5) 2.5 TDI | 02/00-01/05 | | | | | | | |
| Dieselmotor AKE, BAU, BDH | 2496 | 6 | 132 kW (180 PS) | A6 (4B, C5) 2.5 TDI quattro | 02/00-01/05 | | | | | | | |
| Dieselmotor AKE, BAU, BDH | 2496 | 6 | 132 kW (180 PS) | A6 Avant (4B, C5) 2.5 TDI | 02/00-01/05 | | | | | | | |
| Dieselmotor AKE, BAU, BDH | 2496 | 6 | 132 kW (180 PS) | A6 Avant (4B, C5) 2.5 TDI quattro | 02/00-01/05 | | | | | | | |
| Dieselmotor AYM | 2496 | 6 | 114 kW (155 PS) | A4 (8E2, B6) 2.5 TDI | 08/01-07/02 | | | | | | | |
| Dieselmotor AYM | 2496 | 6 | 114 kW (155 PS) | A4 Avant (8E5, B6) 2.5 TDI | 09/01-07/02 | | | | | | | |
| Dieselmotor AYM | 2496 | 6 | 114 kW (155 PS) | A6 (4B, C5) 2.5 TDI | 08/01-01/05 | | | | | | | |
| Dieselmotor AYM | 2496 | 6 | 114 kW (155 PS) | A6 Avant (4B, C5) 2.5 TDI | 08/01-01/05 | | | | | | | |
| Dieselmotor BCZ, BDG, BFC | 2496 | 6 | 120 kW (163 PS) | A4 (8E2, B6) 2.5 TDI | 07/02-12/04 | | | | | | | |
| Dieselmotor BCZ, BDG, BFC | 2496 | 6 | 120 kW (163 PS) | A4 Avant (8E5, B6) 2.5 TDI | 07/02-12/04 | | | | | | | |
| Dieselmotor BCZ, BDG, BFC | 2496 | 6 | 120 kW (163 PS) | A4 Cabriolet (8H7, B6, 8HE, B7) 2.5 TDI | 08/02-12/05 | | | | | | | |
| Dieselmotor BCZ, BDG, BFC | 2496 | 6 | 120 kW (163 PS) | A6 (4B, C5) 2.5 TDI | 07/02-01/05 | | | | | | | |
| Dieselmotor BCZ, BDG, BFC | 2496 | 6 | 120 kW (163 PS) | A6 Avant (4B, C5) 2.5 TDI | 07/02-01/05 | | | | | | | |
| Dieselmotor BDG | 2496 | 6 | 120 kW (163 PS) | A4 (8EC, B7) 2.5 TDI | 11/04-05/06 | | | | | | | |
| Dieselmotor BDG | 2496 | 6 | 120 kW (163 PS) | A4 Avant (8ED, B7) 2.5 TDI | 11/04-05/06 | | | | | | | |
| Dieselmotor AKF | 3328 | 8 | 165 kW (224 PS) | A8 (4D2, 4D8) 3.3 TDI quattro | 06/00-09/02 | 78,300 | 2,00 2,00 3,00 | 916 NIT S 911 IF U P 947 EX CR | | 120 050 0070 00 | 1 | STD |
| Dieselmotor AFB till chassis no. 8D-X-260 000 | 2496 | 6 | 110 kW (150 PS) | A4 (8D2, B5) 2.5 TDI (quattro) | 09/97-11/00 | 78,300 | 2,50 2,00 3,00 | 910 IF NIT S 911 IF U P 947 EX CR | | 120 050 0059 00 | 1 | STD |
| Dieselmotor AFB till chassis no. 8D-X-260 000 | 2496 | 6 | 110 kW (150 PS) | A4 Avant (8D5, B5) 2.5 TDI (quattro) | 09/97-09/01 | | | | | | | |
| Dieselmotor AFB, AKN | 2496 | 6 | 110 kW (150 PS) | A6 (4B2, C5) 2.5 TDI (quattro) | 07/97-01/05 | | | | | | | |
| Dieselmotor AFB, AKN | 2496 | 6 | 110 kW (150 PS) | A6 Avant (4B5, C5) 2.5 TDI (quattro) | 12/97-01/05 | | | | | | | |
| Dieselmotor AFB, AKN | 2496 | 6 | 110 kW (150 PS) | A8 (4D2, 4D8) 2.5 TDI (quattro) | 01/97-04/00 | | | | | | | |













|  | ccm |  |  |  |  |  |  |  |  |  |  | |
|--|------|---|---|---|---|--|---|---|---|---|---|---------------------|
| Motor 827, WV, WY, WZ, YN, YG, YH, YK, YM, YV, YP, YT, YS, YZ | 1588 | 4 | 55 - 81 kW (75 - 110 PS) | Audi 80, 100, 4000, 5000 | 10/74-83 | 79,500 | 1,75 2,00 4,00 | 910 IF CR S 931 FE 777 CR S |  | 120 050 0016 00 21 29 | 1 | STD 0,50 1,00 |
| Motor KJ, WJ, WS | 2144 | 5 | 125 kW (170 PS) | 200, 5000 (USA) | 10/79-07/83 | | | | | | | |
| Motor WB, WD, WE | 2144 | 5 | 79 - 85 kW (107 - 115 PS) | Audi 80, 100, 4000, 5000 | 77-86 | | | | | | | |
| Motor WC, KK, KE | 2144 | 5 | 100 kW (136 PS) | Audi 100 + 200 | 03/77-07/84 | | | | | | | |
| Motor WD, WE | 2144 | 5 | 79/85 kW (107/115 PS) | 4000, 5000(USA) | 76-86 | | | | | | | |
| Motor WH, WN | 1921 | 5 | 73,5 - 84,5 kW 100 - 115 PS | Audi 80 + 100 | 80 - 83 | | | | | | | |
| Motor WR | 2144 | 5 | 147 kW (200 PS) | Quattro | 11/80-07/87 | | | | | | | |
| Motor YJ | 1457 | 4 | 51,5 kW (70 PS) | 80 | 08/74-12/75 | | | | | | | |
| Motor ZV | 1716 | 4 | 59 kW (80 PS) | Audi 100 + 4000 | 08/68-07/71 | | | | | | | |
| Dieselmotor CAYB | 1598 | 4 | 66 kW (90 PS) | A1 (8X1) 1.6 TD | 03/11- | 79,500 | 1,75 2,00 3,00 | 910 CKS 911 IF U P 947 EX CR P |  | 120 050 0018 00 21 | 1 | STD 0,50 |
| Dieselmotor CAYB | 1598 | 4 | 66 kW (90 PS) | A3 (8P1) 1.6 TDI | 05/09- | | | | | | | |
| Dieselmotor CAYC | 1598 | 4 | 77 kW (105 PS) | A1 (8X1) 1.6 TDI | 05/10- | | | | | | | |
| Dieselmotor CAYC | 1598 | 4 | 77 kW (105 PS) | A3 Sportback (8PA) 1.6 TDI | 05/09- | | | | | | | |
| Dieselmotor CLHA | 1598 | 4 | 77 kW (105 PS) | A3 (8V1) 1.6 TDI | 10/12- | 79,500 | 1,75 2,00 2,00 | 910 CKS 911 IF U P 947 EX NIT S |  | 120 050 0020 00 21 | 1 | STD 0,50 |
| Dieselmotor CLHA | 1598 | 4 | 77 kW (105 PS) | A3 Limousine (8VS) 1.6 TDI | 09/13- | | | | | | | |
| Dieselmotor CLHA | 1598 | 4 | 77 kW (105 PS) | A3 Sportback (8VA) 1.6 TDI | 10/12- | | | | | | | |
| Dieselmotor CRKB | 1598 | 4 | 81 kW (110 PS) | A3 (8V1) 1.6 TDI | 09/13- | | | | | | | |
| Dieselmotor CRKB | 1598 | 4 | 81 kW (110 PS) | A3 Sportback (8VA) 1.6 TDI | 09/13- | | | | | | | |
| Dieselmotor 1Y, 1Z, AAZ, AFN, AHF, AHH, AHU, ALH, AJM, ASV, ASZ, ATD, ATJ, AVB, AVF, AWX, AXR, BKC | 1896 | 4 | 47 - 96 kW (64 - 131 PS) | Audi 80, A3, A4, A6 | 89 - | 79,500 | 1,75 2,00 3,00 | 910 CR S 911 IF U 947 EX CR |  | 120 050 0038 00 21 29 | 1 | STD 0,50 1,00 |
| Dieselmotor AAS, 3D | 2370 | 5 | 60 kW (82 PS) | 100 | 08/89-05/94 | | | | | | | |
| Dieselmotor ATL, BHC | 1422 | 3 | 55 kW 75 PS | Audi A2 | 03 - | | | | | | | |
| Dieselmotor 1Y, 1Z, AAZ, AFN, AHF, AHH, AHU, ALH, AGR, AJM, ASV, ASZ, ATD, ATJ, AVB, AVF, AWX, AXR, BKC, | 1896 | 4 | 47 - 96 kW 64 - 131 PS | Audi 80, A3, A4, A6 | 89 - | 79,500 | 1,75 2,00 3,00 | 910 NIT S 911 IF U CR 947 EX NIT S |  | 120 050 0064 00 | 1 | STD |
| Motor ALZ | 1595 | 4 | 75 kW (102 PS) | A4 1.6 | 11/04- | 81,000 | 1,00 1,20 | 910 NIT S 931 P |  | 120 050 0069 00 21 29 | 1 | STD 0,50 1,00 |
| Motor BGU, BSE, BSF | 1595 | 4 | 75 kW (102 PS) | A3 1.6, A3 Cabriolet 1.6 | 09/04- | | 2,00 | 777 NIT S |  | | | |
| Motor CCSA, CMXA | 1595 | 4 | 75 kW (102 PS) | A3 1.6 E-Power | 01/11-03/13 | | | | | | | |
| Motor ADP, AEH, AHL, AKL, ARM | 1595 | 4 | 74 - 75 kW 100 - 101 PS | Audi A3, A4 | 94 - 03 | 81,000 | 1,20 1,50 2,00 | 910 IF NIT S 931 P 777 NIT S |  | 120 050 0061 00 21 | 1 | STD 0,50 |
| Motor AML, APS, APZ, ARJ, AGA, AJG, ALF, ALW, AMM, ARN, ASM, BDV, BDW | 2393 | V6 | 100 - 125 kW (136 - 170 PS) | Audi A4, A6 | 04/97- | 81,000 | 1,50 1,50 2,00 | 910 IF CR S 931 P 777 NIT S |  | 120 050 0062 00 21 | 1 | STD 0,50 |
| Motor 1 B, MB, 3B, RR, AAN, ABY, ADU, JT, KM, KU, KX, | 2226 | 5 | 77 - 162 kW (105 - 220 PS) | Audi 80, 90, 100, 200, 4000, 5000, RS 2 | 84 - 94- | 81,000 | 1,50 1,75 3,00 | 910 IF CR S 931 FE 947 EX CR |  | 120 050 0033 00 21 29 | 1 | STD 0,50 1,00 |
| Motor ABM, JU, DT | 1595 | 4 | 52 - 55 kW (71 - 75 PS) | Audi 80 | 84 - 94 | | | | | | | |
| Motor DS, DZ, JV, KP, NE, DR, RU, JN, MG, PM, SF | 1781 | 4 | 66 - 82 kW (90 - 112 PS) | Audi 80, 90, 100, 4000, Fox | 82 - 92 | | | | | | | |
| Motor JS, KP, PS, RT | 1994 | 5 | 85 kW (116 PS) | Audi 80, 90, 100, Coupe | 82 - 91 | | | | | | | |















AUDI

Globally reliable

|  | ccm |  |  |  |  |  |  |  |  |  |  |
|--|------|---|---|---|---|--|---|---|---|---|---|
| Motor 1B, 3B, MB, RR, AAN, ABY, ADU, JT, KM, KU, KX | 2226 | 5 | 77 - 162 kW 105 - 220 PS | Audi 80, 90, 100, 200, 4000, 5000, RS 2 | 84 - 95 | 81,000 | 1,50 1,75 3,00 | 910 IF CR S 931 FE 777 CR S |  | 120 050 0034 00 15 21 29 | 1 STD 0,25 0,50 1,00 |
| Motor ABM, DT, JU | 1595 | 4 | 52 - 55 kW 71 - 75 PS | Audi 80 | 84 - 94 | | | | | | |
| Motor DS, DZ, JV, NE, DR, RU, JN, MG, PM, SF | 1781 | 4 | 66 - 82 kW (90 - 112 PS) | Audi 80, 90, 100, 4000, Fox | 82 - 92 | | | | | | |
| Motor JS, PS, KP, RT | 1994 | 5 | 85 kW (116 PS) | Coupe | 08/83-07/85 | | | | | | |
| Motor ADR, AEB, AFY, AJL, ARK, AGN, AGU, AJP, AMB, AMK, APG, APP, APX, APY, AQE, ARH, ARG, ARX, ARY, AUL, AUM, AUQ, AVJ, AVV | 1781 | 4 | 92 - 132 kW (125 - 180 PPS) | Audi A3, A4, S3, TT, A6 | 96 - | 81,000 | 1,50 1,75 2,00 | 910 IF CR S 931 FE 777 NIT S |  | 120 050 0060 00 21 | 1 STD 0,50 |
| Motor AGB, AZB | 2671 | 6 | 195 kW 265 PS | Audi A 6 + S4 | 97 - 01 | | | | | | |
| Motor APB, BEL | 2671 | 6 | 187 kW (254 PS) | A4 / S4 2.7 S4 quattro, A6 / S6 2.7 quattro | 10/97-12/05 | | | | | | |
| Motor AWT, BAM, BEX, BFB | 1781 | 4 | 110 - 165 kW 150 - 225 PS | Audi A4, A6, S3, TT | 00 - | | | | | | |

|  | ccm |  |  |  |  |  |  |  |  |  |  | |
|---|------|---|---|---|---|--|---|---|---|---|---|-------------|
| Dieselmotor AZV | 1968 | 4 | 100 kW (136 PS) | A3 (8P1) 2.0 TDI (quattro) | 05/03-08/12 | 81,000 | 1,75 2,00 3,00 | 910 CKS 911 IF U P 947 EX CR |  | 120 050 0012 00 21 | 1 | STD 0,50 |
| Dieselmotor BKD | 1968 | 4 | 103 kW (140 PS) | A3 (8P1) 2.0 TDI 16V (quattro) | 05/03-08/12 | | | | | | | |
| Dieselmotor BKD | 1968 | 4 | 103 kW (140 PS) | A3 Sportback (8PA) 2.0 TDI 16V (quattro) | 09/04- | | | | | | | |
| Dieselmotor BLB, BRE | 1968 | 4 | 103 kW (140 PS) | A4 (8EC, B7) 2.0 TDI 16V | 11/04-06/08 | | | | | | | |
| Dieselmotor BLB, BRE | 1968 | 4 | 103 kW (140 PS) | A4 Avant (8ED, B7) 2.0 TDI 16V | 11/04-06/08 | | | | | | | |
| Dieselmotor BLB, BRE | 1968 | 4 | 103 kW (140 PS) | A6 (4F2, C6) 2.0 TDI | 07/04-10/08 | | | | | | | |
| Dieselmotor BLB, BRE | 1968 | 4 | 103 kW (140 PS) | A6 Avant (4F5, C6) 2.0 TDI | 06/05-10/08 | | | | | | | |
| Dieselmotor BMN | 1968 | 4 | 125 kW (170 PS) | A3 (8P1) 2.0 TDI (quattro) | 03/06-08/12 | | | | | | | |
| Dieselmotor BMN | 1968 | 4 | 125 kW (170 PS) | A3 Sportback (8PA) 2.0 TDI (quattro) | 03/06- | | | | | | | |
| Dieselmotor BNA, BRF | 1968 | 4 | 100 kW (136 PS) | A4 (8EC, B7) 2.0 TDI | 11/04-06/08 | | | | | | | |
| Dieselmotor BNA, BRF | 1968 | 4 | 100 kW (136 PS) | A4 Avant (8ED, B7) 2.0 TDI | 11/04-06/08 | | | | | | | |
| Dieselmotor BNA, BRF | 1968 | 4 | 100 kW (136 PS) | A6 (4F2, C6) 2.0 TDI | 07/04-03/11 | | | | | | | |
| Dieselmotor BNA, BRF | 1968 | 4 | 100 kW (136 PS) | A6 Avant (4F5, C6) 2.0 TDI | 06/05-08/11 | | | | | | | |
| Dieselmotor BPW | 1968 | 4 | 103 kW (140 PS) | A4 (8EC, B7) 2.0 TDI (quattro) | 11/04-06/08 | | | | | | | |
| Dieselmotor BPW | 1968 | 4 | 103 kW (140 PS) | A4 Avant (8ED, B7) 2.0 TDI (quattro) | 11/04-06/08 | | | | | | | |
| Dieselmotor BRD | 1968 | 4 | 125 kW (170 PS) | A4 (8EC, B7) 2.0 TDI | 06/06-06/08 | | | | | | | |
| Dieselmotor BRD | 1968 | 4 | 125 kW (170 PS) | A4 (8EC, B7) 2.0 TDI quattro | 06/06-06/08 | | | | | | | |
| Dieselmotor BRD | 1968 | 4 | 125 kW (170 PS) | A4 Avant (8ED, B7) 2.0 TDI | 06/06-06/08 | | | | | | | |
| Dieselmotor BRD | 1968 | 4 | 125 kW (170 PS) | A4 Avant (8ED, B7) 2.0 TDI quattro | 06/06-06/08 | | | | | | | |
| Dieselmotor BUY | 1968 | 4 | 120 kW (163 PS) | A3 (8P1) 2.0 TDI | 06/06-06/08 | | | | | | | |
| Dieselmotor BUY | 1968 | 4 | 120 kW (163 PS) | A3 Sportback (8PA) 2.0 TDI | 06/06-06/08 | | | | | | | |
| Dieselmotor BVA | 1968 | 4 | 120 kW (163 PS) | A4 (8EC, B7) 2.0 TDI | 06/06-06/08 | | | | | | | |
| Dieselmotor BVA | 1968 | 4 | 120 kW (163 PS) | A4 (8EC, B7) 2.0 TDI quattro | 06/06-06/08 | | | | | | | |
| Dieselmotor BVA | 1968 | 4 | 120 kW (163 PS) | A4 Avant (8ED, B7) 2.0 TDI | 06/06-06/08 | | | | | | | |
| Dieselmotor BVA | 1968 | 4 | 120 kW (163 PS) | A4 Avant (8ED, B7) 2.0 TDI quattro | 06/06-06/08 | | | | | | | |
| Dieselmotor BVF | 1968 | 4 | 93 kW (126 PS) | A4 (8EC, B7) 2.0 TDI | 11/05-11/06 | | | | | | | |
| Dieselmotor BVF | 1968 | 4 | 93 kW (126 PS) | A4 Avant (8ED, B7) 2.0 TDI | 11/05-11/06 | | | | | | | |
| Dieselmotor BVG | 1968 | 4 | 89 kW (121 PS) | A4 (8EC, B7) 2.0 TDI | 09/05-09/06 | | | | | | | |
| Dieselmotor BVG | 1968 | 4 | 89 kW (121 PS) | A4 Avant (8ED, B7) 2.0 TDI | 09/05-09/06 | | | | | | | |
| Dieselmotor BVG | 1968 | 4 | 89 kW (121 PS) | A6 (4F2, C6) 2.0 TDI | 09/05-09/06 | | | | | | | |
| Dieselmotor BVG | 1968 | 4 | 89 kW (121 PS) | A6 Avant (4F5, C6) 2.0 TDI | 09/05-09/06 | | | | | | | |

| | ccm | | | | | | | | | | | |
|------------------|------|---|-----------------|---|-------------|--------|----------------------|--|--|-----------------------|---|-------------|
| Dieselmotor BMM | 1968 | 4 | 103 kW (140 PS) | A3 (8P1) 2.0 TDI | 06/05-06/08 | 81,000 | 1,75 2,00 3,00 | 910 CDS 911 IF U CR 947 EX NIT S | | 120 050 0017 00 21 | 1 | STD 0,50 |
| Dieselmotor BMM | 1968 | 4 | 103 kW (140 PS) | A3 (8P1) 2.0 TDI quattro | 01/06-06/08 | | | | | | | |
| Dieselmotor BMM | 1968 | 4 | 103 kW (140 PS) | A3 (8P1) 2.0 TDI quattro | 01/06-06/08 | | | | | | | |
| Dieselmotor BMM | 1968 | 4 | 103 kW (140 PS) | A3 Sportback (8PA) 2.0 TDI | 06/05-06/08 | | | | | | | |
| Dieselmotor BMM | 1968 | 4 | 103 kW (140 PS) | A3 Sportback (8PA) 2.0 TDI quattro | 01/06-06/08 | | | | | | | |
| Dieselmotor BRC | 1968 | 4 | 100 kW (136 PS) | A4 Cabriolet (8H7, B6, 8HE, B7) 2.0 TDI | 01/06-03/09 | | | | | | | |
| Dieselmotor CAGA | 1968 | 4 | 105 kW (143 PS) | A4 (8K2, B8) 2.0 TDI | 11/07- | | | | | | | |
| Dieselmotor CAGA | 1968 | 4 | 105 kW (143 PS) | A4 (8K2, B8) 2.0 TDI quattro | 11/08- | | | | | | | |
| Dieselmotor CAGA | 1968 | 4 | 105 kW (143 PS) | A4 Allroad (8KH, B8) 2.0 TDI quattro | 09/09- | | | | | | | |
| Dieselmotor CAGA | 1968 | 4 | 105 kW (143 PS) | A4 Avant (8K5, B8) 2.0 TDI | 04/08- | | | | | | | |
| Dieselmotor CAGA | 1968 | 4 | 105 kW (143 PS) | A4 Avant (8K5, B8) 2.0 TDI quattro | 04/08- | | | | | | | |
| Dieselmotor CAGA | 1968 | 4 | 105 kW (143 PS) | A5 Sportback (8TA) 2.0 TDI | 09/09- | | | | | | | |
| Dieselmotor CAGA | 1968 | 4 | 105 kW (143 PS) | Q5 (8R) 2.0 TDI quattro | 08/09- | | | | | | | |
| Dieselmotor CAGB | 1968 | 4 | 100 kW (136 PS) | A4 (8K2, B8) 2.0 TDI | 11/07- | | | | | | | |
| Dieselmotor CAGB | 1968 | 4 | 100 kW (136 PS) | A4 Allroad (8KH, B8) 2.0 TDI quattro | 09/09- | | | | | | | |
| Dieselmotor CAGB | 1968 | 4 | 100 kW (136 PS) | A4 Avant (8K5, B8) 2.0 TDI | 04/08- | | | | | | | |
| Dieselmotor CAGB | 1968 | 4 | 100 kW (136 PS) | A5 Sportback (8TA) 2.0 TDI | 09/09- | | | | | | | |
| Dieselmotor CAGB | 1968 | 4 | 100 kW (136 PS) | A6 (4F2, C6) 2.0 TDI | 07/04-03/11 | | | | | | | |
| Dieselmotor CAGB | 1968 | 4 | 100 kW (136 PS) | A6 Avant (4F5, C6) 2.0 TDI | 06/05-08/11 | | | | | | | |
| Dieselmotor CAGB | 1968 | 4 | 100 kW (136 PS) | Q5 (8R) 2.0 TDI quattro | 08/09- | | | | | | | |
| Dieselmotor CAGC | 1968 | 4 | 88 kW (120 PS) | A4 (8K2, B8) 2.0 TDI | 06/08- | | | | | | | |
| Dieselmotor CAGC | 1968 | 4 | 88 kW (120 PS) | A4 Avant (8K5, B8) 2.0 TDI | 06/08- | | | | | | | |
| Dieselmotor CAHA | 1968 | 4 | 125 kW (170 PS) | A4 (8K2, B8) 2.0 TDI | 01/08- | | | | | | | |
| Dieselmotor CAHA | 1968 | 4 | 125 kW (170 PS) | A4 (8K2, B8) 2.0 TDI quattro | 01/08- | | | | | | | |
| Dieselmotor CAHA | 1968 | 4 | 125 kW (170 PS) | A4 Allroad (8KH, B8) 2.0 TDI quattro | 04/09- | | | | | | | |
| Dieselmotor CAHA | 1968 | 4 | 125 kW (170 PS) | A4 Avant (8K5, B8) 2.0 TDI | 04/08- | | | | | | | |
| Dieselmotor CAHA | 1968 | 4 | 125 kW (170 PS) | A5 (8T3) 2.0 TDI quattro | 08/08- | | | | | | | |
| Dieselmotor CAHA | 1968 | 4 | 125 kW (170 PS) | A5 Cabriolet (8F7) 2.0 TDI | 05/09- | | | | | | | |
| Dieselmotor CAHA | 1968 | 4 | 125 kW (170 PS) | A5 Sportback (8TA) 2.0 TDI | 09/09- | | | | | | | |
| Dieselmotor CAHA | 1968 | 4 | 125 kW (170 PS) | A5 Sportback (8TA) 2.0 TDI quattro | 09/09- | | | | | | | |
| Dieselmotor CAHA | 1968 | 4 | 125 kW (170 PS) | A6 (4F2, C6) 2.0 TDI | 11/08-03/11 | | | | | | | |
| Dieselmotor CAHA | 1968 | 4 | 125 kW (170 PS) | A6 Avant (4F5, C6) 2.0 TDI | 10/08-08/11 | | | | | | | |
| Dieselmotor CAHA | 1968 | 4 | 125 kW (170 PS) | Q5 (8R) 2.0 TDI quattro | 11/08- | | | | | | | |
| Dieselmotor CAHB | 1968 | 4 | 120 kW (163 PS) | A4 (8K2, B8) 2.0 TDI | 08/08- | | | | | | | |
| Dieselmotor CAHB | 1968 | 4 | 120 kW (163 PS) | A4 Allroad (8KH, B8) 2.0 TDI | 04/09- | | | | | | | |
| Dieselmotor CAHB | 1968 | 4 | 120 kW (163 PS) | A4 Avant (8K5, B8) 2.0 TDI | 08/08- | | | | | | | |
| Dieselmotor CAHB | 1968 | 4 | 120 kW (163 PS) | A5 (8T3) 2.0 TDI | 08/08- | | | | | | | |
| Dieselmotor CAHB | 1968 | 4 | 120 kW (163 PS) | A5 Cabriolet (8F7) 2.0 TDI | 05/09- | | | | | | | |
| Dieselmotor CAHB | 1968 | 4 | 120 kW (163 PS) | A5 Sportback (8TA) 2.0 TDI | 09/09- | | | | | | | |
| Dieselmotor CAHB | 1968 | 4 | 120 kW (163 PS) | A6 (4F2, C6) 2.0 TDI | 04/09-03/11 | | | | | | | |
| Dieselmotor CAHB | 1968 | 4 | 120 kW (163 PS) | A6 Avant (4F5, C6) 2.0 TDI | 04/09-08/11 | | | | | | | |
| Dieselmotor CAHB | 1968 | 4 | 120 kW (163 PS) | Q5 (8R) 2.0 TDI quattro | 11/08- | | | | | | | |
| Dieselmotor CBAA | 1968 | 4 | 100 kW (136 PS) | A3 (8P1) 2.0 TDI | 05/03-08/12 | | | | | | | |
| Dieselmotor CBAA | 1968 | 4 | 100 kW (136 PS) | A3 Cabriolet (8P7) 2.0 TDI | 04/08- | | | | | | | |













|  |  |  |  |  |  |  |  |  |  |  |  |
|---|---|---|---|---|---|---|---|---|---|---|---|
| Dieselmotor CBAB | 1968 | 4 | 103 kW (140 PS) | A3 (8P1) 2.0 TDI 16V | 05/03-08/12 | | | | | | |
| Dieselmotor CBAB | 1968 | 4 | 103 kW (140 PS) | A3 (8P1) 2.0 TDI 16V quattro | 08/04-08/12 | | | | | | |
| Dieselmotor CBAB | 1968 | 4 | 103 kW (140 PS) | A3 Cabriolet (8P7) 2.0 TDI | 04/08- | | | | | | |
| Dieselmotor CBAB | 1968 | 4 | 103 kW (140 PS) | A3 Sportback (8PA) 2.0 TDI | 09/04- | | | | | | |
| Dieselmotor CBAB | 1968 | 4 | 103 kW (140 PS) | A3 Sportback (8PA) 2.0 TDI 16V quattro | 11/05- | | | | | | |
| Dieselmotor CBBB | 1968 | 4 | 125 kW (170 PS) | A3 (8P1) 2.0 TDI | 03/06-08/12 | | | | | | |
| Dieselmotor CBBB | 1968 | 4 | 125 kW (170 PS) | A3 (8P1) 2.0 TDI quattro | 03/06-08/12 | | | | | | |
| Dieselmotor CBBB | 1968 | 4 | 125 kW (170 PS) | A3 Sportback (8PA) 2.0 TDI | 03/06- | | | | | | |
| Dieselmotor CBBB | 1968 | 4 | 125 kW (170 PS) | A3 Sportback (8PA) 2.0 TDI quattro | 03/06- | | | | | | |
| Dieselmotor CBBB | 1968 | 4 | 125 kW (170 PS) | TT (8J3) 2.0 TDI quattro | 06/08- | | | | | | |
| Dieselmotor CBBB | 1968 | 4 | 125 kW (170 PS) | TT Roadster (8J9) 2.0 TDI quattro | 06/08- | | | | | | |
| Dieselmotor CFFA | 1968 | 4 | 100 kW (136 PS) | A3 (8P1) 2.0 TDI | 05/03-08/12 | | | | | | |
| Dieselmotor CFFA | 1968 | 4 | 100 kW (136 PS) | A3 Cabriolet (8P7) 2.0 TDI | 04/08- | | | | | | |
| Dieselmotor CFFA | 1968 | 4 | 100 kW (136 PS) | Q3 (8U) 2.0 TDI | 09/11- | | | | | | |
| Dieselmotor CFFB | 1968 | 4 | 103 kW (140 PS) | A3 (8P1) 2.0 TDI 16V | 05/03-08/12 | | | | | | |
| Dieselmotor CFFB | 1968 | 4 | 103 kW (140 PS) | A3 (8P1) 2.0 TDI 16V quattro | 08/04-08/12 | | | | | | |
| Dieselmotor CFFB | 1968 | 4 | 103 kW (140 PS) | A3 Cabriolet (8P7) 2.0 TDI | 04/08- | | | | | | |
| Dieselmotor CFFB | 1968 | 4 | 103 kW (140 PS) | A3 Sportback (8PA) 2.0 TDI 16V | 09/04- | | | | | | |
| Dieselmotor CFFB | 1968 | 4 | 103 kW (140 PS) | A3 Sportback (8PA) 2.0 TDI 16V quattro | 11/05- | | | | | | |
| Dieselmotor CFFB | 1968 | 4 | 103 kW (140 PS) | Q3 (8U) 2.0 TDI | 09/11- | | | | | | |
| Dieselmotor CFFB | 1968 | 4 | 103 kW (140 PS) | Q3 (8U) 2.0 TDI quattro | 01/12- | | | | | | |
| Dieselmotor CFFB | 1968 | 4 | 125 kW (170 PS) | A3 (8P1) 2.0 TDI | 03/06-08/12 | | | | | | |
| Dieselmotor CFFB | 1968 | 4 | 125 kW (170 PS) | A3 (8P1) 2.0 TDI quattro | 03/06-08/12 | | | | | | |
| Dieselmotor CFFB | 1968 | 4 | 125 kW (170 PS) | A3 Sportback (8PA) 2.0 TDI | 03/06- | | | | | | |
| Dieselmotor CFFB | 1968 | 4 | 125 kW (170 PS) | A3 Sportback (8PA) 2.0 TDI quattro | 03/06- | | | | | | |
| Dieselmotor CFFB | 1968 | 4 | 125 kW (170 PS) | TT (8J3) 2.0 TDI quattro | 06/08- | | | | | | |
| Dieselmotor CFFB | 1968 | 4 | 125 kW (170 PS) | TT Roadster (8J9) 2.0 TDI quattro | 06/08- | | | | | | |
| Dieselmotor CFGC | 1968 | 4 | 130 kW (177 PS) | Q3 (8U) 2.0 TDI | 05/13- | | | | | | |
| Dieselmotor CFGC | 1968 | 4 | 130 kW (177 PS) | Q3 (8U) 2.0 TDI quattro | 06/11- | | | | | | |
| Dieselmotor CFGD | 1968 | 4 | 120 kW (163 PS) | Q3 (8U) 2.0 TDI quattro | 06/11- | | | | | | |
| Dieselmotor CFHB | 1968 | 4 | 100 kW (136 PS) | A1 (8X1) 2.0 TDI | 05/12- | | | | | | |
| Dieselmotor CFHB | 1968 | 4 | 100 kW (136 PS) | A1 Sportback (8XA) 2.0 TDI | 05/12- | | | | | | |
| Dieselmotor CFHD | 1968 | 4 | 105 kW (143 PS) | A1 (8X1) 2.0 TDI | 09/11- | | | | | | |
| Dieselmotor CFHD | 1968 | 4 | 105 kW (143 PS) | A1 Sportback (8XA) 2.0 TDI | 09/11- | | | | | | |
| Dieselmotor CGLA | 1968 | 4 | 120 kW (163 PS) | Q5 (8R) 2.0 TDI quattro | 11/08- | | | | | | |
| Dieselmotor CGLC | 1968 | 4 | 130 kW (177 PS) | A6 (4G2, C7) 2.0 TDI | 03/11- | | | | | | |
| Dieselmotor CGLC | 1968 | 4 | 130 kW (177 PS) | A6 Avant (4G5, C7) 2.0 TDI | 05/11- | | | | | | |
| Dieselmotor CGLC | 1968 | 4 | 130 kW (177 PS) | A6 Avant (4G5, C7) 2.0 TDI | 05/11- | | | | | | |
| Dieselmotor CGLD | 1968 | 4 | 120 kW (163 PS) | A6 (4G2, C7) 2.0 TDI | 03/11- | | | | | | |
| Dieselmotor CGLD | 1968 | 4 | 120 kW (163 PS) | A6 Avant (4G5, C7) 2.0 TDI | 05/11- | | | | | | |
| Dieselmotor CGLE | 1968 | 4 | 100 kW (136 PS) | A6 (4G2, C7) 2.0 TDI | 01/12- | | | | | | |
| Dieselmotor CGLE | 1968 | 4 | 100 kW (136 PS) | A6 Avant (4G5, C7) 2.0 TDI | 01/12- | | | | | | |
| Dieselmotor CJCA | 1968 | 4 | 105 kW (143 PS) | Q5 (8R) 2.0 TDI | 11/10- | | | | | | |
| Dieselmotor CJCA | 1968 | 4 | 105 kW (143 PS) | Q5 (8R) 2.0 TDI quattro | 08/09- | | | | | | |



AUDI

Globally reliable

| | ccm | | | | | | | | | | |
|------------------------|------|----|-----------------|------------------------------------|-------------|--------|----------------------|--|--|-----------------------|------------------|
| Dieselmotor CJCB | 1968 | 4 | 100 kW (136 PS) | A4 (8K2, B8) 2.0 TDI | 11/07- | | | | | | |
| Dieselmotor CJCB | 1968 | 4 | 100 kW (136 PS) | A4 Avant (8K5, B8) 2.0 TDI | 04/08- | | | | | | |
| Dieselmotor CJCB | 1968 | 4 | 100 kW (136 PS) | Q5 (8R) 2.0 TDI | 11/10- | | | | | | |
| Dieselmotor CJCB | 1968 | 4 | 100 kW (136 PS) | Q5 (8R) 2.0 TDI quattro | 08/09- | | | | | | |
| Dieselmotor CLJA | 1968 | 4 | 103 kW (140 PS) | A3 (8P1) 2.0 TDI 16V | 05/03-08/12 | | | | | | |
| Dieselmotor CLJA | 1968 | 4 | 103 kW (140 PS) | A3 Sportback (8PA) 2.0 TDI 16V | 09/04- | | | | | | |
| Dieselmotor CLLB | 1968 | 4 | 130 kW (177 PS) | Q3 (8U) 2.0 TDI quattro | 06/11- | | | | | | |
| Dieselmotor CMEA | 1968 | 4 | 105 kW (143 PS) | A4 (8K2, B8) 2.0 TDI | 11/07- | | | | | | |
| Dieselmotor CMEA | 1968 | 4 | 105 kW (143 PS) | A4 Avant (8K5, B8) 2.0 TDI | 04/08- | | | | | | |
| Dieselmotor CMEA | 1968 | 4 | 105 kW (143 PS) | A5 Sportback (8TA) 2.0 TDI | 09/09- | | | | | | |
| Dieselmotor CMGA | 1968 | 4 | 125 kW (170 PS) | Q5 (8R) 2.0 TDI quattro | 11/08- | | | | | | |
| Dieselmotor CMGB | 1968 | 4 | 130 kW (177 PS) | A6 (4G2, C7) 2.0 TDI | 03/11- | | | | | | |
| Dieselmotor CMGB | 1968 | 4 | 130 kW (177 PS) | A6 Avant (4G5, C7) 2.0 TDI | 05/11- | | | | | | |
| Dieselmotor CRBC | 1968 | 4 | 110 kW (150 PS) | A3 (8V1) 2.0 TDI quattro | 10/12- | 81,000 | 1,75 2,00 | 910 CDS 911 IF U CR 947 EX NIT S | | 120 050 0019 00 21 | 1 STD 0,50 |
| Dieselmotor CRBC | 1968 | 4 | 110 kW (150 PS) | A3 Limousine (8VS) 2.0 TDI quattro | 10/13- | | | | | | |
| Dieselmotor CRBC | 1968 | 4 | 110 kW (150 PS) | A3 Sportback (8VA) 2.0 TDI quattro | 01/13- | | | | | | |
| Dieselmotor CRBC, CRLB | 1968 | 4 | 110 kW (150 PS) | A3 (8V1) 2.0 TDI | 04/12- | | | | | | |
| Dieselmotor CRBC, CRLB | 1968 | 4 | 110 kW (150 PS) | A3 Limousine (8VS) 2.0 TDI | 05/13- | | | | | | |
| Dieselmotor CRBC, CRLB | 1968 | 4 | 110 kW (150 PS) | A3 Sportback (8VA) 2.0 TDI | 09/12- | | | | | | |
| Dieselmotor CRBD | 1968 | 4 | 100 kW (136 PS) | A3 (8V1) 2.0 TDI | 05/13- | | | | | | |
| Dieselmotor CRBD | 1968 | 4 | 100 kW (136 PS) | A3 Limousine (8VS) 2.0 TDI | 09/13- | | | | | | |
| Dieselmotor CRBD | 1968 | 4 | 100 kW (136 PS) | A3 Sportback (8VA) 2.0 TDI | 05/13- | | | | | | |
| Dieselmotor CRFA | 1968 | 4 | 81 kW (110 PS) | A3 (8V1) 2.0 TDI | 01/13- | | | | | | |
| Dieselmotor CRFA | 1968 | 4 | 81 kW (110 PS) | A3 Limousine (8VS) 2.0 TDI | 05/13- | | | | | | |
| Dieselmotor CRFA | 1968 | 4 | 81 kW (110 PS) | A3 Sportback (8VA) 2.0 TDI | 05/13- | | | | | | |
| Dieselmotor CRFC | 1968 | 4 | 105 kW (143 PS) | A3 (8V1) 2.0 TDI | 09/12- | | | | | | |
| Dieselmotor CRFC | 1968 | 4 | 105 kW (143 PS) | A3 Limousine (8VS) 2.0 TDI | 10/13- | | | | | | |
| Dieselmotor CRFC | 1968 | 4 | 105 kW (143 PS) | A3 Sportback (8VA) 2.0 TDI | 03/13- | | | | | | |
| Dieselmotor CUNA | 1968 | 4 | 135 kW (184 PS) | A3 (8V1) 2.0 TDI | 12/12- | | | | | | |
| Dieselmotor CUNA | 1968 | 4 | 135 kW (184 PS) | A3 (8V1) 2.0 TDI quattro | 12/12- | | | | | | |
| Dieselmotor CUNA | 1968 | 4 | 135 kW (184 PS) | A3 Sportback (8VA) 2.0 TDI | 05/13- | | | | | | |
| Dieselmotor CUNA | 1968 | 4 | 135 kW (184 PS) | A3 Sportback (8VA) 2.0 TDI quattro | 05/13- | | | | | | |
| Motor 824 S, PT | 3562 | V8 | 184 kW (250 PS) | V8 | 10/88-11/93 | 81,000 | 1,75 2,00 3,00 | 910 IF CR S 931 FE 777 CR S | | 120 050 0039 00 21 | 1 STD 0,50 |













|  | ccm |  |  |  |  |  |  |  |  |  |  | |
|--|------|---|---|---|---|--|---|---|---|---|---|-------------|
| Motor CCZA from 30.05.2011 Only for piston OE no. 06H 107 099 BM Only for piston OE no. 06H 107 099 BN Only for piston OE no. 06H 107 099 BS | 1984 | 4 | 147 kW (200 PS) | A3 2.0 TFSI, A3 Cabriolet 2.0 TFSI | 09/04- | 82,500 | 1,20 1,20 2,00 | 910 IF NIT S PVD 931 P 947 EX CKS |  | 120 050 0048 00 21 | 1 | STD 0,50 |
| Motor CDAA from 11.05.2009 | 1798 | 4 | 118 kW (160 PS) | TT Roadster (8J9) 1.8 TFSI | 06/08- | | | | | | | |
| Motor CDHA from 30.05.2011 Only for piston OE no. 06H 107 099 BM Only for piston OE no. 06H 107 099 BN | 1798 | 4 | 88 kW (120 PS) | A4 1.8 TFSI | 04/08- | | | | | | | |
| Motor CDHB from 30.05.2011 | 1798 | 4 | 118 kW (160 PS) | A5 (8T3) 1.8 TFSI | 05/09- | | | | | | | |
| Motor CDHB from 30.05.2011 | 1798 | 4 | 118 kW (160 PS) | A5 Cabriolet (8F7) 1.8 TFSI | 09/09- | | | | | | | |
| Motor CDHB from 30.05.2011 | 1798 | 4 | 118 kW (160 PS) | A5 Sportback (8TA) 1.8 TFSI | 11/09- | | | | | | | |
| Motor CDHB from 30.05.2011 Only with piston OE no. 06H 107 099 BM Only with piston OE no. 06H 107 099 BS | 1798 | 4 | 118 kW (160 PS) | A4 1.8 TFSI | 11/07- | | | | | | | |
| Motor CDNB | 1984 | 4 | 132 kW (180 PS) | A5 Cabriolet (8F7) 2.0 TFSI | 03/09- | | | | | | | |
| Motor CDNB | 1984 | 4 | 132 kW (180 PS) | Q5 (8R) 2.0 TFSI quattro | 08/09- | | | | | | | |
| Motor CDNB from 17.10.2011 till 13.08.2013 | 1984 | 4 | 132 kW (180 PS) | A6 Avant (4G5, C7, 4GD) 2.0 TFSI, A6 (4G2, C7, 4GC) 2.0 TFSI | 05/11- | | | | | | | |
| Motor CDNB from 21.02.2011 | 1984 | 4 | 132 kW (180 PS) | A5 (8T3) 2.0 TFSI, A5 Sportback (8TA) 2.0 TFSI | 11/08- | | | | | | | |
| Motor CDNB from 30.05.2011 | 1984 | 4 | 132 kW (180 PS) | A4 Avant (8K5, B8) 2.0 TFSI, A4 (8K2, B8) 2.0 TFSI | 06/08- | | | | | | | |
| Motor CJSA | 1798 | 4 | 132 kW (180 PS) | A3 (8V1) 1.8 TFSI | 04/12- | | | | | | | |
| Motor CJSA | 1798 | 4 | 132 kW (180 PS) | A3 Cabriolet (8V7) 1.8 TFSI | 10/13- | | | | | | | |
| Motor CJSA | 1798 | 4 | 132 kW (180 PS) | A3 Limousine (8VS) 1.8 TFSI | 05/13- | | | | | | | |
| Motor CJSA | 1798 | 4 | 132 kW (180 PS) | A3 Sportback (8VA) 1.8 TFSI | 09/12- | | | | | | | |
| Motor CJSB | 1798 | 4 | 132 kW (180 PS) | A3 (8V1) 1.8 TFSI quattro | 08/12- | | | | | | | |
| Motor CJSB | 1798 | 4 | 132 kW (180 PS) | A3 Cabriolet (8V7) 1.8 TFSI quattro | 03/14- | | | | | | | |
| Motor CJSB | 1798 | 4 | 132 kW (180 PS) | A3 Limousine (8VS) 1.8 TFSI | 05/13- | | | | | | | |
| Motor CJSB | 1798 | 4 | 132 kW (180 PS) | A3 Limousine (8VS) 1.8 TFSI quattro | 11/13- | | | | | | | |
| Motor CJSB | 1798 | 4 | 132 kW (180 PS) | A3 Sportback (8VA) 1.8 TFSI | 09/12- | | | | | | | |
| Motor CJSB | 1798 | 4 | 132 kW (180 PS) | A3 Sportback (8VA) 1.8 TFSI quattro | 05/13- | | | | | | | |
| Motor CYP A | 1984 | 4 | 185 kW (252 PS) | A7 Sportback (4GA) 2.0 TFSI | 09/14- | | | | | | | |



AUDI

Globally reliable

| | ccm | | | | | | | | | | |
|--|------|---|-----------------|---|-------------|--------|----------------------|---|--|-----------------------|------------------|
| Motor CHHC | 1984 | 4 | 169 kW (230 PS) | TT Coupe (FV3) 2.0 TFSI | 09/14- | 82,500 | 1,20 1,20 2,00 | 910 IF NIT S PVD 931 P 947 EX NIT S | | 120 050 0049 00 21 | 1 STD 0,50 |
| Motor CHHC | 1984 | 4 | 169 kW (230 PS) | TT Coupe (FV3) 2.0 TFSI | 09/14- | | | | | | |
| Motor CHHC | 1984 | 4 | 169 kW (230 PS) | TT Roadster (FV9) 2.0 TFSI | 11/14- | | | | | | |
| Motor CHHC | 1984 | 4 | 169 kW (230 PS) | TT Roadster (FV9) 2.0 TFSI quattro | 11/14- | | | | | | |
| Motor CNSB | 1798 | 4 | 125 kW (170 PS) | A3 Cabriolet (8V7) 1.8 TFSI | 11/13- | | | | | | |
| Motor CNSB | 1798 | 4 | 125 kW (170 PS) | A3 Limousine (8VS) 1.8 TFSI | 05/14- | | | | | | |
| Motor CWZA | 1984 | 4 | 170 kW (231 PS) | A1 (8X1, 8XF) S1 quattro | 03/14 | | | | | | |
| Motor CWZA | 1984 | 4 | 170 kW (231 PS) | A1 Sportback (8XA, 8XK) S1 quattro | 03/14- | | | | | | |
| Motor CABA, CDHA From 17.10.2011 Only for piston OE no. 06H 107 065 BS | 1798 | 4 | 88 kW (120 PS) | A4 1.8 TFSI | 01/08-12/15 | 82,500 | 1,20 1,20 2,00 | 910 IF NIT S PVD 931 P 777 S PVD | | 120 050 0055 00 21 | 1 STD 0,50 |
| Motor CABB From 17.10.2011 Only with piston OE no. 06H 107 099 BS | 1798 | 4 | 118 kW (160 PS) | A4 1.8 TFSI | 11/07-03/12 | | | | | | |
| Motor CAED Only for piston OE no. 06H 107 099 CA | 1984 | 4 | 162 kW (220 PS) | A5 / S5 2.0 TFSI, A5 / S5 Cabriolet 2.0 TFSI | 03/12-01/17 | | | | | | |
| Motor CCZA From 17.10.2011 Only for piston OE no. 06H 107 099 CA Only for piston OE no. 06H 107 099 BS | 1984 | 4 | 147 kW (200 PS) | A3 2.0 TFSI, A3 Cabriolet 2.0 TFSI | 09/04-03/13 | | | | | | |
| Motor CCZC Only for piston OE no. 06H 107 099 CA | 1984 | 4 | 125 kW (170 PS) | Q3 2.0 TFSI | 06/11- | | | | | | |
| Motor CDHA From 28.08.2015 Only for piston OE no. 06H 107 099 BS | 1798 | 4 | 88 kW (120 PS) | A4 1.8 TFSI | 01/08-12/15 | | | | | | |
| Motor CDHB From 17.10.2011 Only with piston OE no. 06H 107 099 BS | 1798 | 4 | 118 kW (160 PS) | A4 1.8 TFSI | 11/07-12/15 | | | | | | |
| Motor CDNC, CAEB, CPMA Only for piston OE no. 06H 107 099 CA | 1984 | 4 | 155 kW (211 PS) | Q5 2.0 TFSI, A5 Sportback 2.0 TFSI, A5 Cabriolet 2.0 TFSI, A5 / S5 2.0 TFSI, A4 2.0 TFSI, | 06/08- | | | | | | |
| Motor CHJA Only for piston OE no. 06H 107 099 CA | 1984 | 4 | 155 kW (211 PS) | A8 2.0 TFSI hybrid, Q5 2.0 TFSI hybrid, A6 2.0 TFSI hybrid | 06/11- | | | | | | |
| Motor CPMB Only for piston OE no. 06H 107 099 CA | 1984 | 4 | 162 kW (220 PS) | Q5 2.0 TFSI | 05/13- | | | | | | |
| Motor CPSA Only for piston OE no. 06H 107 099 CA | 1984 | 4 | 155 kW (211 PS) | Q3 2.0 TFSI | 06/11- | | | | | | |


























|  | ccm |  |  |  |  |  |  |  |  |  |  |
|---|------|---|---|--|---|--|---|---|---|---|---|
| Motor 6A | 1984 | 4 | 101 kW (137 PS) | AUDI 80 (89, 89Q, 8A, B3) 2.0 E 16V quattro | 03/90-08/91 | 82,500 | 1,20 1,50 2,00 | 910 IF NIT S 911 IF FE 777 NIT S |  | 120 050 0042 00 15 21 | 1 STD 0,25 0,50 |
| Motor AAH | 2771 | 6 | 128 kW (174 PS) | AUDI 100 2.8 E | 12/90-06/94 | | | | | | |
| Motor AAH | 2771 | 6 | 128 kW (174 PS) | AUDI 80 (8C, B4) 2.8 quattro | 09/91-01/96 | | | | | | |
| Motor AAH | 2771 | 6 | 128 kW (174 PS) | AUDI A8 (4D2, 4D8) 2.8 quattro | 03/94-03/96 | | | | | | |
| Motor AAH | 2771 | 6 | 128 kW (174 PS) | AUDI CABRIOLET (8G7, B4) 2.8 | 11/92-08/00 | | | | | | |
| Motor AAH | 2771 | 6 | 128 kW (174 PS) | AUDI COUPE (89, 8B) 2.8 quattro | 08/91-12/96 | | | | | | |
| Motor AAH, AEJ | 2771 | 6 | 128 kW (174 PS) | AUDI A6 Avant (4A, C4) 2.8 quattro | 06/94-12/97 | | | | | | |
| Motor AAH, ATX, ACZ | 2771 | 6 | 128 kW (174 PS) | AUDI A4 Avant (8D5, B5) 2.8 quattro | 01/95-07/97 | | | | | | |
| Motor ABC | 2598 | 6 | 110 kW (150 PS) | AUDI A4 Avant (8D5, B5) 2.6 quattro | 08/92-12/96 | | | | | | |
| Motor ACE | 1984 | 4 | 103 kW (140 PS) | AUDI 80 Avant (8C, B4) 2.0 E 16V quattro | 04/92-01/96 | | | | | | |
| Motor ACK, ALG, APR, AQD, AMX | 2771 | 6 | 142 kW (193 PS) | AUDI A4 Avant (8D5, B5) 2.8 quattro | 02/97-01/05 | | | | | | |
| Motor ACK, ALG, APR, AQD, AMX | 2771 | 6 | 142 kW (193 PS) | AUDI A6 Avant (4A, C4) 2.8 quattro | 02/97-01/05 | | | | | | |
| Motor ACK, ALG, APR, AQD, AMX | 2771 | 6 | 142 kW (193 PS) | AUDI A8 (4D2, 4D8) 2.8 quattro | 04/96-09/02 | | | | | | |
| Motor AEJ | 2771 | 6 | 120 kW (163 PS) | AUDI A8 (4D2, 4D8) 2.8 quattro | 07/95-03/96 | | | | | | |
| Motor AGE | 2771 | 6 | 132 kW (180 PS) | AUDI A6 Avant (4B, C5) 2.8 | 12/97-05/00 | | | | | | |
| Motor ASN | 2976 | 6 | 162 kW (220 PS) | A8 (4E_) 3.0, A6 Avant (4B5, C5) 3.0 quattro, A6 Avant (4B5, C5) 3.0, A6 (4B2, C5) 3.0 quattro, A6 (4B2, C5) 3.0, A4 Cabriolet (8H7, B6, 8HE, B7) 3.0 quattro, A4 Cabriolet (8H7, B6, 8HE, B7) 3.0 | 08/01-12/05 | | | | | | |
| Motor ASN from chassis no. 8E-2-044-001 | 2976 | 6 | 162 kW (220 PS) | A4 (8E2, B6) 3.0, A4 (8E2, B6) 3.0 quattro, A4 Avant (8E5, B6) 3.0, A4 Avant (8E5, B6) 3.0 quattro | 11/00-12/04 | | | | | | |
| Motor ATX | 2771 | 6 | 140 kW (190 PS) | AUDI A6 (4B, C5) 2.8 quattro | 07/99-01/05 | | | | | | |
| Motor AWA | 1984 | 4 | 110 kW (150 PS) | A4 Avant (8E5, B6) 2.0 FSI, A4 (8E2, B6) 2.0 FSI | 07/02-12/04 | | | | | | |
| Motor AXW, BLR, BLX, BLY, BMB, BVY, BVZ | 1984 | 4 | 110 kW (150 PS) | A3 Sportback (8PA) 2.0 FSI, A3 (8P1) 2.0 FSI | 05/03-06/08 | | | | | | |
| Motor BBJ | 2976 | 6 | 160 kW (218 PS) | A8 (4E_) 3.0, A6 Avant (4F5, C6) 3.0 quattro, A6 Avant (4F5, C6) 3.0, A6 (4F2, C6) 3.0 quattro, A6 (4F2, C6) 3.0, A4 Cabriolet (8H7, B6, 8HE, B7) 3.0 | 04/02-05/06 | | | | | | |
| Motor BBJ from chassis no. 8E-2-044-001 | 2976 | 6 | 160 kW (218 PS) | A4 (8E2, B6) 3.0, A4 (8E2, B6) 3.0 quattro, A4 (8EC, B7) 3.0 quattro, A4 Avant (8E5, B6) 3.0, A4 Avant (8E5, B6) 3.0 quattro, A4 Avant (8ED, B7) 3.0, A4 Avant (8ED, B7) 3.0 quattro | 04/01-07/06 | | | | | | |














AUDI

Globally reliable

| | ccm | | | | | | | | | | | |
|--|------|---|-------------------------|---|-------------|--------|-------|------------------|--|-----------------------|---|-------------|
| Motor ALT | 1984 | 4 | 96 kW (130 PS) | A4 (8E2, B6) 2.0 | 11/00-12/04 | 82,500 | 1,20 | 910 IF NIT S PVD | | 120 050 0047 00 21 | 1 | STD 0,50 |
| Motor ALT | 1984 | 4 | 96 kW (130 PS) | A4 (8EC, B7) 2.0 | 11/04-06/08 | 1,50 | 931 P | | | | | |
| Motor ALT | 1984 | 4 | 96 kW (130 PS) | A4 Avant (8E5, B6) 2.0 | 09/01-12/04 | | | 947 EX NIT S | | | | |
| Motor ALT | 1984 | 4 | 96 kW (130 PS) | A4 Avant (8ED, B7) 2.0 | 11/04-06/08 | | | | | | | |
| Motor ALT | 1984 | 4 | 96 kW (130 PS) | A4 Cabriolet (8H7, B6, 8HE, B7) 2.0 | 09/04-12/05 | | | | | | | |
| Motor ALT | 1984 | 4 | 96 kW (130 PS) | A6 (4B2, C5) 2.0 | 08/01-01/05 | | | | | | | |
| Motor ALT | 1984 | 4 | 96 kW (130 PS) | A6 Avant (4B5, C5) 2.0 | 08/01-01/05 | | | | | | | |
| Motor ASN till chassis no. 8E-2-044-000 | 2976 | 6 | 162 kW (220 PS) | A4 Avant (8E5, B6) 3.0 quattro, A4 Avant (8E5, B6) 3.0, A4 (8E2, B6) 3.0 quattro, A4 (8E2, B6) 3.0 | 11/00-12/04 | | | | | | | |
| Motor BBJ till chassis no. 8E-2-044-000 | 2976 | 6 | 160 kW (218 PS) | A4 (8E2, B6) 3.0, A4 (8E2, B6) 3.0 quattro, A4 (8EC, B7) 3.0 quattro, A4 Avant (8E5, B6) 3.0, A4 Avant (8E5, B6) 3.0 quattro, A4 Avant (8ED, B7) 3.0, A4 Avant (8ED, B7) 3.0 quattro | 04/01-07/06 | | | | | | | |
| Motor BYT from Chassis No. 8P-7-172-801 | 1798 | 4 | 118 kW (160 PS) | A3 (8P1) 1.8 TFSI | 11/06- | | | | | | | |
| Motor BYT, BZB, CAWB | 1984 | 4 | 147 kW (200 PS) | A3 Sportback (8PA) 2.0 TFSI | 09/04- | | | | | | | |
| Motor BZB, CAWB | 1984 | 4 | 147 kW (200 PS) | A3 Cabriolet (8P7) 2.0 TFSI | 04/08- | | | | | | | |
| Motor CABA | 1798 | 4 | 88 kW (120 PS) | A4 (8K2, B8) 1.8 TFSI | 01/08- | | | | | | | |
| Motor CABB | 1798 | 4 | 118 kW (160 PS) | A4 (8K2, B8) 1.8 TFSI | 11/07- | | | | | | | |
| Motor CABD | 1798 | 4 | 125 kW (170 PS) | A5 Cabriolet (8F7) 1.8 TFSI | 10/11- | | | | | | | |
| Motor CDHA till 30.05.2011 Only for piston OE no. 06H 107 065 CP | 1798 | 4 | 88 kW (120 PS) | A4 1.8 TFSI | 01/08- | | | | | | | |
| Motor CDLA, CDMA | 1984 | 4 | 195 kW (265 PS) | TT (8J3) 2.0 quattro | 05/08- | | | | | | | |
| Motor CDLA, CDLC from 11.05.2009 | 1984 | 4 | 188-195 kW (256-265 PS) | A3 Sportback (8PA) S3 quattro | 11/06- | | | | | | | |
| Motor CDLB | 1984 | 4 | 200 kW (272 PS) | TT (8J3) 2.0 TFSI quattro | 05/08- | | | | | | | |
| Motor CDLH | 1984 | 4 | 188 kW (256 PS) | A1 (8X1) 2.0 TFSI quattro | 03/12- | | | | | | | |
| Motor CEPA, CEPB | 2480 | 5 | 250-265 kW (340-360 PS) | A3 Sportback (8PA) RS3 quattro | 01/11- | | | | | | | |
| Motor CEPA, CEPB | 2480 | 5 | 250-265 kW (340-360 PS) | TT (8J3) 2.5 TFSI quattro | 07/09- | | | | | | | |

|  | ccm |  |  |  |  |  |  |  |  |  |  | |
|---|------|---|---|--|---|---|---|---|--|---|---|-------------|
| Motor AXX | 1984 | 4 | 147 kW (200 PS) | A3 (8P1) 2.0 TFSI | 09/04-08/12 | 82,500 | 1,20 1,50 | 910 IF NIT S PVD 931 |   | 120 050 0050 00 21 | 1 | STD 0,50 |
| Motor AXX | 1984 | 4 | 147 kW (200 PS) | A3 (8P1) 2.0 TFSI quattro | 09/04-08/12 | | 2,00 | 947 EX CKS |   | | | |
| Motor AXX | 1984 | 4 | 147 kW (200 PS) | A3 Sportback (8PA) 2.0 TFSI quattro | 09/04-03/13 | | | | | | | |
| Motor AXX, BPY | 1984 | 4 | 147 kW (200 PS) | A3 Sportback (8PA) 2.0 TFSI | 09/04-03/13 | | | | | | | |
| Motor BPJ | 1984 | 4 | 125 kW (170 PS) | A6 (4F2, C6) 2.0 TFSI | 06/05-03/11 | | | | | | | |
| Motor BPJ | 1984 | 4 | 125 kW (170 PS) | A6 Avant (4F5, C6) 2.0 TFSI | 06/05-08/11 | | | | | | | |
| Motor BPJ, BYK | 1984 | 4 | 125 kW (170 PS) | A4 (8EC, B7) 2.0 TFSI | 10/06-06/08 | | | | | | | |
| Motor BPJ, BYK | 1984 | 4 | 125 kW (170 PS) | A4 Avant (8ED, B7) 2.0 TFSI | 10/06-06/08 | | | | | | | |
| Motor BWA | 1984 | 4 | 147 kW (200 PS) | A3 Sportback (8PA) 2.0 TFSI quattro A3 Sportback (8PA) 2.0 TFSI A3 (8P1) 2.0 TFSI quattro A3 (8P1) 2.0 TFSI | 09/04-03/13 | | | | | | | |
| Motor BWA | 1984 | 4 | 147 kW (200 PS) | TT Roadster (8J9) 2.0 TFSI TT (8J3) 2.0 TFSI quattro TT (8J3) 2.0 TFSI | 08/06-06/10 | | | | | | | |
| Motor 7A | 2309 | 5 | 125 kW (170 PS) | Audi 90, Coupe Quattro | 11/88-07/91 | 82,500 | 1,20 1,75 3,00 | 910 IF NIT S 931 FE 947 EX CR |    | 120 050 0045 00 21 | 1 | STD 0,50 |
| Motor 3A | 1984 | 4 | 85 kW 116 PS | Audi 80, 90 | 91 | 82,500 | 1,50 1,50 2,00 | 910 IF CR S 931 FE 777 CR S |    | 120 050 0044 00 21 | 1 | STD 0,50 |
| Motor AAR, NG, NF | 2309 | 5 | 98 kW (133 PS) | Audi 100, A6, A6 Quattro | 08/94- | 82,500 | 1,50 1,75 | 910 IF CR S 931 FE |   | 120 050 0043 00 15 | 1 | STD 0,25 |
| Motor ABC, ACZ | 2597 | 6 | 102 - 110 kW (139 - 150 PS) | Audi 80, 100, A4, A6 | 92 - 97 | | 3,00 | 777 CR S |   | 21 | | 0,50 |
| Motor SD | 1847 | 4 | 83 kW (113 PS) | 80, Quattro | 08/86-07/88 | | | | | | | |

| | ccm | | | | | | | | | | | |
|------------------------|------|---|-----------------|--------------------------------------|-------------|--------|----------------------|--|--|-----------------|---|-----|
| Dieselmotor BMC | 4134 | 8 | 235 kW (320 PS) | A8 (4E_) 4.2 TDI quattro | 01/05-06/05 | 83,000 | 1,75 2,00 3,00 | 910 CDS S 911 IF U CR 947 EX NIT S | | 120 050 0025 00 | 1 | STD |
| Dieselmotor BTR | 4134 | 8 | 240 kW (326 PS) | Q7 (4L) 4.2 TDI | 03/07-06/09 | | | | | | | |
| Dieselmotor BVN | 4134 | 8 | 240 kW (326 PS) | A8 (4E_) 4.2 TDI quattro | 07/05-07/10 | | | | | | | |
| Dieselmotor CAMA, CGKA | 2698 | 6 | 140 kW (190 PS) | A4 (8K2, B8) 2.7 TDI | 11/07- | | | | | | | |
| Dieselmotor CAMA, CGKA | 2698 | 6 | 140 kW (190 PS) | A4 Avant (8K5, B8) 2.7 TDI | 04/08- | | | | | | | |
| Dieselmotor CAMA, CGKA | 2698 | 6 | 140 kW (190 PS) | A5 (8T3) 2.7 TDI | 06/07- | | | | | | | |
| Dieselmotor CAMB, CGKB | 2698 | 6 | 120 kW (163 PS) | A4 (8K2, B8) 2.7 TDI | 11/07- | | | | | | | |
| Dieselmotor CAMB, CGKB | 2698 | 6 | 120 kW (163 PS) | A4 Avant (8K5, B8) 2.7 TDI | 06/08- | | | | | | | |
| Dieselmotor CAMB, CGKB | 2698 | 6 | 120 kW (163 PS) | A5 (8T3) 2.7 TDI | 09/07- | | | | | | | |
| Dieselmotor CANA | 2698 | 6 | 140 kW (190 PS) | A6 (4F2, C6) 2.7 TDI | 10/08-03/11 | | | | | | | |
| Dieselmotor CANA | 2698 | 6 | 140 kW (190 PS) | A6 Avant (4F5, C6) 2.7 TDI | 10/08-08/11 | | | | | | | |
| Dieselmotor CANB | 2698 | 6 | 120 kW (163 PS) | A6 (4F2, C6) 2.7 TDI | 10/04-03/11 | | | | | | | |
| Dieselmotor CANB | 2698 | 6 | 120 kW (163 PS) | A6 Avant (4F5, C6) 2.7 TDI | 03/05-08/11 | | | | | | | |
| Dieselmotor CANC | 2698 | 6 | 140 kW (190 PS) | A6 (4F2, C6) 2.7 TDI quattro | 10/08-03/11 | | | | | | | |
| Dieselmotor CANC | 2698 | 6 | 140 kW (190 PS) | A6 Allroad (4FH, C6) 2.7 TDI | 10/08-08/11 | | | | | | | |
| Dieselmotor CANC | 2698 | 6 | 140 kW (190 PS) | A6 Avant (4F5, C6) 2.7 TDI | 10/08-08/11 | | | | | | | |
| Dieselmotor CAND | 2698 | 6 | 120 kW (163 PS) | A6 (4F2, C6) 2.7 TDI quattro | 06/05-03/11 | | | | | | | |
| Dieselmotor CAND | 2698 | 6 | 120 kW (163 PS) | A6 Allroad (4FH, C6) 2.7 TDI quattro | 05/06-08/11 | | | | | | | |
| Dieselmotor CAND | 2698 | 6 | 120 kW (163 PS) | A6 Avant (4F5, C6) 2.7 TDI quattro | 06/05-08/11 | | | | | | | |
| Dieselmotor CAPA | 2967 | 6 | 176 kW (240 PS) | A4 (8K2, B8) 3.0 TDI quattro | 11/07- | | | | | | | |
| Dieselmotor CAPA | 2967 | 6 | 176 kW (240 PS) | A4 Avant (8K5, B8) 3.0 TDI quattro | 04/08- | | | | | | | |
| Dieselmotor CAPA | 2967 | 6 | 176 kW (240 PS) | A5 (8T3) 3.0 TDI quattro | 06/07- | | | | | | | |
| Dieselmotor CASA | 2967 | 6 | 176 kW (240 PS) | Q7 (4L) 3.0 TDI | 11/07- | | | | | | | |
| Dieselmotor CASB | 2967 | 6 | 155 kW (211 PS) | Q7 (4L) 3.0 TDI | 03/06-05/10 | | | | | | | |
| Dieselmotor CATA | 2967 | 6 | 165 kW (224 PS) | Q7 (4L) 3.0 TDI | 06/09-05/12 | | | | | | | |
| Dieselmotor CCMA | 2967 | 6 | 176 kW (240 PS) | Q7 (4L) 3.0 TDI | 11/07- | | | | | | | |
| Dieselmotor CCWA | 2967 | 6 | 176 kW (240 PS) | A4 (8K2, B8) 3.0 TDI quattro | 11/07- | | | | | | | |
| Dieselmotor CCWA | 2967 | 6 | 176 kW (240 PS) | A4 Allroad (8KH, B8) 3.0 TDI quattro | 04/09- | | | | | | | |
| Dieselmotor CCWA | 2967 | 6 | 176 kW (240 PS) | A4 Avant (8K5, B8) 3.0 TDI quattro | 04/08- | | | | | | | |
| Dieselmotor CCWA | 2967 | 6 | 176 kW (240 PS) | A5 (8T3) 3.0 TDI quattro | 06/07- | | | | | | | |
| Dieselmotor CCWA | 2967 | 6 | 176 kW (240 PS) | A5 Cabriolet (8F7) 3.0 TDI quattro | 03/09- | | | | | | | |
| Dieselmotor CCWA | 2967 | 6 | 176 kW (240 PS) | A5 Sportback (8TA) 3.0 TDI quattro | 09/09- | | | | | | | |
| Dieselmotor CCWA | 2967 | 6 | 176 kW (240 PS) | Q5 (8R) 3.0 TDI quattro | 11/08- | | | | | | | |
| Dieselmotor CCWB | 2967 | 6 | 155 kW (211 PS) | A4 (8K2, B8) 3.0 TDI quattro | 06/08- | | | | | | | |
| Dieselmotor CCWB | 2967 | 6 | 155 kW (211 PS) | A4 Avant (8K5, B8) 3.0 TDI quattro | 06/08- | | | | | | | |
| Dieselmotor CCWB | 2967 | 6 | 155 kW (211 PS) | A5 (8T3) 3.0 TDI quattro | 03/08- | | | | | | | |
| Dieselmotor CCWB | 2967 | 6 | 155 kW (211 PS) | Q5 (8R) 3.0 TDI quattro | 11/08- | | | | | | | |
| Dieselmotor CDYA, CDYC | 2967 | 6 | 176 kW (240 PS) | A6 (4F2, C6) 3.0 TDI quattro | 10/08-03/11 | | | | | | | |
| Dieselmotor CDYA, CDYC | 2967 | 6 | 176 kW (240 PS) | A6 Allroad (4FH, C6) 3.0 TDI quattro | 10/08-08/11 | | | | | | | |
| Dieselmotor CDYA, CDYC | 2967 | 6 | 176 kW (240 PS) | A6 Avant (4F5, C6) 3.0 TDI quattro | 10/08-08/11 | | | | | | | |
| Dieselmotor CDYB | 2967 | 6 | 155 kW (211 PS) | A6 (4F2, C6) 3.0 TDI quattro | 05/04-03/11 | | | | | | | |
| Dieselmotor CDYB | 2967 | 6 | 155 kW (211 PS) | A6 Allroad (4FH, C6) 3.0 TDI quattro | 05/06-08-11 | | | | | | | |
| Dieselmotor CDYB | 2967 | 6 | 155 kW (211 PS) | A6 Avant (4F5, C6) 3.0 TDI quattro | 03/05-08/11 | | | | | | | |
| Dieselmotor CGKA | 2698 | 6 | 140 kW (190 PS) | A5 Cabriolet (8F7) 2.7 TDI | 03/09- | | | | | | | |












|  | ccm |  |  |  |  |  |  |  |  |  |  |
|---|------|---|---|---|---|--|---|---|---|---|---|
| Dieselmotor CGKA | 2698 | 6 | 140 kW (190 PS) | A5 Sportback (8TA) 2.7 TDI | 09/09- | | | | | | |
| Dieselmotor CGKB | 2698 | 6 | 120 kW (163 PS) | A5 Cabriolet (8F7) 2.7 TDI | 05/09- | | | | | | |
| Dieselmotor CGKB | 2698 | 6 | 120 kW (163 PS) | A5 Sportback (8TA) 2.7 TDI | 09/09- | | | | | | |



AUDI

Globally reliable

| Dieselmotor CDTA | 2967 | 6 | 184 kW (250 PS) | A8 (4H_) 3.0 TDI quattro | 07/10- | 83,000 | 1,75 2,00 | 910 CDS S 911 IF U CR 947 EX NIT S | | 120 050 0030 00 | 1 | STD |
|------------------------|------|---|-----------------|--------------------------------------|--------|--------|--------------|--|--|-----------------|---|-----|
| Dieselmotor CDTB | 2967 | 6 | 155 kW (211 PS) | A8 (4H_) 3.0 TDI quattro | 08/10- | | | | | | | |
| Dieselmotor CDUC | 2967 | 6 | 180 kW (245 PS) | A4 (8K2, B8) 3.0 TDI quattro | 11/11 | | | | | | | |
| Dieselmotor CDUC | 2967 | 6 | 180 kW (245 PS) | A4 Allroad (8KH, B8) 3.0 TDI quattro | 01/12- | | | | | | | |
| Dieselmotor CDUC | 2967 | 6 | 180 kW (245 PS) | A4 Avant (8K5, B8) 3.0 TDI quattro | 11/11- | | | | | | | |
| Dieselmotor CDUC | 2967 | 6 | 180 kW (245 PS) | A5 (8T3) 3.0 TDI quattro | 10/11- | | | | | | | |
| Dieselmotor CDUC | 2967 | 6 | 180 kW (245 PS) | A5 Cabriolet (8F7) 3.0 TDI | 10/11- | | | | | | | |
| Dieselmotor CDUC | 2967 | 6 | 180 kW (245 PS) | A5 Sportback (8TA) 3.0 TDI quattro | 10/11- | | | | | | | |
| Dieselmotor CDUC | 2967 | 6 | 180 kW (245 PS) | A6 (4G2, C7) 3.0 TDI quattro | 03/11- | | | | | | | |
| Dieselmotor CDUC | 2967 | 6 | 180 kW (245 PS) | A6 Avant (4G5, C7) 3.0 TDI quattro | 05/11- | | | | | | | |
| Dieselmotor CDUC | 2967 | 6 | 180 kW (245 PS) | A7 Sportback (4GA) 3.0 TDI quattro | 10/10- | | | | | | | |
| Dieselmotor CDUD | 2967 | 6 | 180 kW (245 PS) | A6 (4G2, C7) 3.0 TDI quattro | 03/11- | | | | | | | |
| Dieselmotor CDUD | 2967 | 6 | 180 kW (245 PS) | A6 Allroad (4GH) 3.0 TDI quattro | 01/12- | | | | | | | |
| Dieselmotor CDUD | 2967 | 6 | 180 kW (245 PS) | A6 Avant (4G5, C7) 3.0 TDI quattro | 05/11- | | | | | | | |
| Dieselmotor CDUD | 2967 | 6 | 180 kW (245 PS) | A7 Sportback (4GA) 3.0 TDI quattro | 10/10- | | | | | | | |
| Dieselmotor CDUD | 2967 | 6 | 180 kW (245 PS) | Q5 (8R) 3.0 TDI quattro | 06/12- | | | | | | | |
| Dieselmotor CGQB | 2967 | 6 | 230 kW (313 PS) | A6 (4G2, C7) 3.0 TDI quattro | 11/11- | | | | | | | |
| Dieselmotor CGQB | 2967 | 6 | 230 kW (313 PS) | A6 Allroad (4GH) 3.0 TDI quattro | 01/12- | | | | | | | |
| Dieselmotor CGQB | 2967 | 6 | 230 kW (313 PS) | A6 Avant (4G5, C7) 3.0 TDI quattro | 11/11- | | | | | | | |
| Dieselmotor CGQB | 2967 | 6 | 230 kW (313 PS) | A7 Sportback (4GA) 3.0 TDI quattro | 11/11- | | | | | | | |
| Dieselmotor CGQB | 2967 | 6 | 230 kW (313 PS) | Q5 (8R) SQ5 quattro | 12/12- | | | | | | | |
| Dieselmotor CJGA | 2967 | 6 | 176 kW (240 PS) | Q7 (4L) 3.0 TDI | 11/07- | | | | | | | |
| Dieselmotor CJGC | 2967 | 6 | 150 kW (204 PS) | Q7 (4L) 3.0 TDI | 05/10- | | | | | | | |
| Dieselmotor CJGD | 2967 | 6 | 180 kW (245 PS) | Q7 (4L) 3.0 TDI | 05/11- | | | | | | | |
| Dieselmotor CJMA | 2967 | 6 | 150 kW (204 PS) | Q7 (4L) 3.0 TDI | 05/10- | | | | | | | |
| Dieselmotor CKVB | 2967 | 6 | 180 kW (245 PS) | A5 (8T3) 3.0 TDI quattro | 10/11- | | | | | | | |
| Dieselmotor CKVB | 2967 | 6 | 180 kW (245 PS) | A5 Sportback (8TA) 3.0 TDI quattro | 10/11- | | | | | | | |
| Dieselmotor CKVB, CKVC | 2967 | 6 | 180 kW (245 PS) | A4 (8K2, B8) 3.0 TDI quattro | 11/11- | | | | | | | |
| Dieselmotor CKVB, CKVC | 2967 | 6 | 180 kW (245 PS) | A4 Allroad (8KH, B8) 3.0 TDI quattro | 01/12- | | | | | | | |
| Dieselmotor CKVB, CKVC | 2967 | 6 | 180 kW (245 PS) | A4 Avant (8K5, B8) 3.0 TDI quattro | 11/11- | | | | | | | |
| Dieselmotor CKVB, CKVC | 2967 | 6 | 180 kW (245 PS) | A6 (4G2, C7) 3.0 TDI quattro | 03/11- | | | | | | | |
| Dieselmotor CKVB, CKVC | 2967 | 6 | 180 kW (245 PS) | A6 Avant (4G5, C7) 3.0 TDI quattro | 05/11- | | | | | | | |
| Dieselmotor CKVB, CKVC | 2967 | 6 | 180 kW (245 PS) | A7 Sportback (4GA) 3.0 TDI quattro | 10/10- | | | | | | | |
| Dieselmotor CLAA | 2967 | 6 | 150 kW (204 PS) | A6 (4G2, C7) 3.0 TDI quattro | 03/11- | | | | | | | |
| Dieselmotor CLAA | 2967 | 6 | 150 kW (204 PS) | A6 Allroad (4GH) 3.0 TDI quattro | 01/12- | | | | | | | |
| Dieselmotor CLAA | 2967 | 6 | 150 kW (204 PS) | A6 Avant (4G5, C7) 3.0 TDI quattro | 05/11- | | | | | | | |
| Dieselmotor CLAA | 2967 | 6 | 150 kW (204 PS) | A7 Sportback (4GA) 3.0 TDI quattro | 12/10- | | | | | | | |
| Dieselmotor CLAB | 2967 | 6 | 150 kW (204 PS) | A4 (8K2, B8) 3.0 TDI | 11/11 | | | | | | | |
| Dieselmotor CLAB | 2967 | 6 | 150 kW (204 PS) | A4 Avant (8K5, B8) 3.0 TDI | 11/11- | | | | | | | |
| Dieselmotor CLAB | 2967 | 6 | 150 kW (204 PS) | A5 (8T3) 3.0 TDI | 10/11- | | | | | | | |
| Dieselmotor CLAB | 2967 | 6 | 150 kW (204 PS) | A5 Cabriolet (8F7) 3.0 TDI | 10/11- | | | | | | | |
| Dieselmotor CLAB | 2967 | 6 | 150 kW (204 PS) | A5 Sportback (8TA) 3.0 TDI | 10/11- | | | | | | | |
| Dieselmotor CLAB | 2967 | 6 | 150 kW (204 PS) | A6 (4G2, C7) 3.0 TDI | 11/10- | | | | | | | |
| Dieselmotor CLAB | 2967 | 6 | 150 kW (204 PS) | A6 Avant (4G5, C7) 3.0 TDI | 05/11- | | | | | | | |

|  | ccm |  |  |  |  |  |  |  |  |  |  |
|---|------|---|---|---|---|--|---|---|---|---|---|
| Dieselmotor CLAB | 2967 | 6 | 150 kW (204 PS) | A7 Sportback (4GA) 3.0 TDI | 11/10- | | | | | | |
| Dieselmotor CLAB | 2967 | 6 | 150 kW (204 PS) | A8 (4H_) 3.0 TDI | 09/11- | | | | | | |
| Dieselmotor CLZB | 2967 | 6 | 180 kW (245 PS) | Q7 (4L) 3.0 TDI | 05/11- | | | | | | |
| Dieselmotor CMHA | 2967 | 6 | 184 kW (250 PS) | A8 (4H_) 3.0 TDI quattro | 07/10- | | | | | | |
| Dieselmotor CPNA | 2967 | 6 | 176 kW (240 PS) | A8 (4H_) 3.0 TDI quattro | 11/12- | | | | | | |
| Dieselmotor CPNB | 2967 | 6 | 176 kW (240 PS) | A6 (4G2, C7) 3.0 TDI quattro | 05/13- | | | | | | |
| Dieselmotor CPNB | 2967 | 6 | 176 kW (240 PS) | A7 Sportback (4GA) 3.0 TDI quattro | 05/13- | | | | | | |
| Dieselmotor CRCA | 2967 | 6 | 180 kW (246 PS) | Q7 (4L) 3.0 TDI | 05/11- | | | | | | |



AUDI

Globally reliable

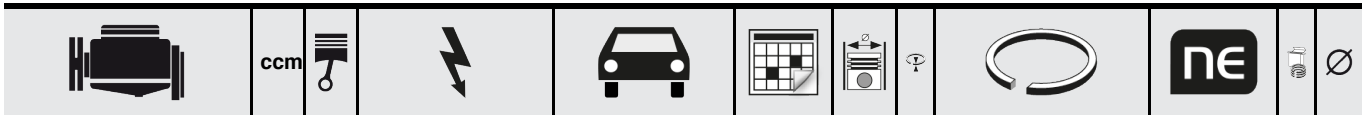
| | ccm | | | | | | | | | | | |
|-----------------|------|---|-----------------|---|-------------|--------|----------------------|---------------------------------|--|-----------------|---|-----|
| Dieselmotor ASB | 2967 | 6 | 171 kW (233 PS) | A4 (8EC, B7) 3.0 TDI quattro | 01/06-06/08 | 83,000 | 2,00 | 910 IF CKS | | 120 050 0022 00 | 1 | STD |
| Dieselmotor ASB | 2967 | 6 | 171 kW (233 PS) | A4 Avant (8ED, B7) 3.0 TDI quattro | 01/06-06/08 | | 2,00 | 911 IF U CR | | | | |
| Dieselmotor ASB | 2967 | 6 | 171 kW (233 PS) | A4 Cabriolet (8H7, B6, 8HE, B7) 3.0 TDI quattro | 01/06-03/09 | | 3,00 | 947 EX NIT S | | | | |
| Dieselmotor ASB | 2967 | 6 | 171 kW (233 PS) | A6 (4F2, C6) 3.0 TDI quattro | 06/06-10/08 | | | | | | | |
| Dieselmotor ASB | 2967 | 6 | 171 kW (233 PS) | A6 Allroad (4FH, C6) 3.0 TDI quattro | 05/06-10/08 | | | | | | | |
| Dieselmotor ASB | 2967 | 6 | 171 kW (233 PS) | A6 Avant (4F5, C6) 3.0 TDI quattro | 06/06-10/08 | | | | | | | |
| Dieselmotor ASB | 2967 | 6 | 171 kW (233 PS) | A8 (4E_) 3.0 TDI quattro | 08/03-07/10 | | | | | | | |
| Dieselmotor BKN | 2967 | 6 | 150 kW (204 PS) | A4 (8EC, B7) 3.0 TDI quattro | 11/04-06/08 | | | | | | | |
| Dieselmotor BKN | 2967 | 6 | 150 kW (204 PS) | A4 Avant (8ED, B7) 3.0 TDI quattro | 11/04-06/08 | | | | | | | |
| Dieselmotor BKN | 2967 | 6 | 150 kW (204 PS) | A4 Cabriolet (8H7, B6, 8HE, B7) 3.0 TDI quattro | 01/06-03/09 | | | | | | | |
| Dieselmotor BMK | 2967 | 6 | 165 kW (225 PS) | A6 (4F2, C6) 3.0 TDI quattro | 05/04-05/06 | | | | | | | |
| Dieselmotor BMK | 2967 | 6 | 165 kW (225 PS) | A6 Avant (4F5, C6) 3.0 TDI quattro | 03/05-05/06 | | | | | | | |
| Dieselmotor BNG | 2967 | 6 | 155 kW (211 PS) | A6 (4F2, C6) 3.0 TDI quattro | 05/04-03/11 | | | | | | | |
| Dieselmotor BNG | 2967 | 6 | 155 kW (211 PS) | A6 Allroad (4FH, C6) 3.0 TDI quattro | 05/06-08/11 | | | | | | | |
| Dieselmotor BNG | 2967 | 6 | 155 kW (211 PS) | A6 Avant (4F5, C6) 3.0 TDI | 03/05-08/11 | | | | | | | |
| Dieselmotor BNG | 2967 | 6 | 155 kW (211 PS) | A8 (4E_) 3.0 TDI quattro | 11/03-07/10 | | | | | | | |
| Dieselmotor BPP | 2698 | 6 | 132 kW (180 PS) | A4 (8EC, B7) 2.7 TDI | 01/06-06/08 | | | | | | | |
| Dieselmotor BPP | 2698 | 6 | 132 kW (180 PS) | A4 Avant (8ED, B7) 2.7 TDI | 01/06-06/08 | | | | | | | |
| Dieselmotor BPP | 2698 | 6 | 132 kW (180 PS) | A4 Cabriolet (8H7, B6, 8HE, B7) 2.7 TDI | 06/06-03/09 | | | | | | | |
| Dieselmotor BPP | 2698 | 6 | 132 kW (180 PS) | A6 (4F2, C6) 2.7 TDI | 11/04-10/08 | | | | | | | |
| Dieselmotor BPP | 2698 | 6 | 132 kW (180 PS) | A6 (4F2, C6) 2.7 TDI quattro | 11/04-10/08 | | | | | | | |
| Dieselmotor BPP | 2698 | 6 | 132 kW (180 PS) | A6 Allroad (4FH, C6) 2.7 TDI quattro | 05/06-10/08 | | | | | | | |
| Dieselmotor BPP | 2698 | 6 | 132 kW (180 PS) | A6 Avant (4F5, C6) 2.7 TDI | 03/05-10/08 | | | | | | | |
| Dieselmotor BPP | 2698 | 6 | 132 kW (180 PS) | A6 Avant (4F5, C6) 2.7 TDI quattro | 03/05-10/08 | | | | | | | |
| Dieselmotor BSG | 2698 | 6 | 120 kW (163 PS) | A4 (8EC, B7) 2.7 TDI | 11/05-06/08 | | | | | | | |
| Dieselmotor BSG | 2698 | 6 | 120 kW (163 PS) | A4 Avant (8ED, B7) 2.7 TDi | 11/05-03/08 | | | | | | | |
| Dieselmotor BSG | 2698 | 6 | 120 kW (163 PS) | A6 (4F2, C6) 2.7 TDI | 11/04-03/11 | | | | | | | |
| Dieselmotor BSG | 2698 | 6 | 120 kW (163 PS) | A6 (4F2, C6) 2.7 TDI quattro | 06/05-03/11 | | | | | | | |
| Dieselmotor BSG | 2698 | 6 | 120 kW (163 PS) | A6 Allroad (4FH, C6) 2.7 TDI quattro | 05/06-08/11 | | | | | | | |
| Dieselmotor BSG | 2698 | 6 | 120 kW (163 PS) | A6 Avant (4F5, C6) 2.7 TDI | 03/05-08/11 | | | | | | | |
| Dieselmotor BSG | 2698 | 6 | 120 kW (163 PS) | A6 Avant (4F5, C6) 2.7 TDI quattro | 06/05-08/11 | | | | | | | |
| Dieselmotor BUG | 2967 | 6 | 171 kW (233 PS) | Q7 (4L) 3.0 TDI | 03/06-05/08 | | | | | | | |
| Dieselmotor BUN | 2967 | 6 | 155 kW (211 PS) | Q7 (4L) 3.0 TDI | 03/06-05/10 | | | | | | | |
| Motor BDB, BHE | 3189 | 6 | 184 kW 250 PS | Audi A3 3.2 quattro, TT 3.2, VR 6 quattro | 03 - | 84,000 | 1,20 1,50 2,00 | 910 NIT S 931 P 777 NIT S | | 120 050 0077 00 | 1 | STD |

|  | ccm |  |  |  |  |  |  |  |  |  |  | |
|---|------|---|---|---|---|--|---|---|---|---|---|-----|
| Motor AUK from chassis no. 8H-7-011-001 | 3123 | 6 | 188 kW (255 PS) | A4 Cabriolet 3.2 FSI (quattro) | 01/06-03/09 | 84,500 | 1,00 1,20 2,00 | 910 IF NIT S 931 P 947 EX NIT S |  | 120 050 0075 00 | 1 | STD |
| Motor AUK, BKH from chassis no. 4F-6-190-001 | 3123 | 6 | 188 kW (255 PS) | A6 / S6 3.2 FSI (quattro) | 05/04-05/09 | | | |  | | | |
| Motor AUK, BKH from chassis no. 8E-6-285-001 | 3123 | 6 | 188 kW (255 PS) | A4 3.2 FSI (quattro) | 01/05-03/09 | | | |  | | | |
| Motor BPK from chassis no. 4E-6-024-001 | 3123 | 6 | 191 kW (260 PS) | A8 3.2 FSI (quattro) | 06/05-07/10 | | | |  | | | |
| Motor BYU from chassis no. 4F-6-190-001 | 3123 | 6 | 183 kW (249 PS) | A6 3.2 FSI quattro | 09/06-10/08 | | | |  | | | |
| Motor AKC, AQG, BFL | 3697 | 8 | 191 - 206 kW 260 - 280 PS | A8 3.7, A6 S6 | 98 - | 84,500 | 1,20 1,50 3,00 | 910 IF NIT S 931 P 947 EX NIT S |  | 120 050 0067 00 | 1 | STD |
| Motor ANK, AQF, AQJ, ARS, AUW, AUX, AVP, AWN, | 4172 | 8 | 228 - 250 kW 310 - 340 PS | Audi A8 4.2 quattro Audi A 6 4.2 quattro | 98 - | | | |  | | | |
| Motor ANK, AQJ | 4172 | 8 | 250 kW (340 PS) | A6 S6 quattro | 09/99-01/05 | 84,500 | 1,20 1,50 2,00 | 910 NIT S 931 P 777 NIT S |  | 120 050 0074 00 | 1 | STD |
| Motor AQG | 3697 | 8 | 191 kW (260 PS) | A8 / S8 3.7 (quattro) | 11/98-09/02 | | | |  | | | |
| Motor ARS, ASG | 4172 | 8 | 220 kW (299 PS) | A6 / S6 4.2 quattro | 11/98-01/05 | | | |  | | | |
| Motor AUK till chassis no. 8H-7-011-000 | 3123 | 6 | 188 kW (255 PS) | A4 Cabriolet 3.2 FSI (quattro) | 01/06-12/09 | | | |  | | | |
| Motor AUK, BKH till chassis no. 4F-6-190-000 | 3123 | 6 | 188 kW (255 PS) | A6 / S6 3.2 FSI (quattro) | 05/04-05/09 | | | |  | | | |
| Motor AUK, BKH till chassis no. 8E-6-285-000 | 3123 | 6 | 188 kW (255 PS) | A4 3.2 FSI (quattro) | 01/05-12/09 | | | |  | | | |
| Motor BAR till chassis no. 4L-7-085-000 | 4163 | 8 | 231 kW - 257 kW (314-350 PS) | Q7 4.2 FSI (quattro) | 03/06-12/10 | | | |  | | | |
| Motor BAS | 4163 | 8 | 220 kW - 224 kW (299-305 PS) | AUDI ALLROAD 4.2 V8 quattro | 07/02-08/05 | | | |  | | | |
| Motor BAT | 4163 | 8 | 246 kW (335 PS) | A6 / S6 4.2 quattro | 03/05-03/11 | | | |  | | | |
| Motor BBK, BHF | 4163 | 8 | 253 kW (344 PS) | A4 S4 quattro, A4 / S4 Cabriolet quattro | 01/02-12/09 | | | |  | | | |
| Motor BFM from 13.06.2005 | 4172 | 8 | 246 kW (335 PS) | A8 4.2 quattro | 10/02-07/10 | | | |  | | | |
| Motor BVJ till chassis no. 4E-7-015-500 | 4163 | 8 | 250 kW (340 PS) | A8 / S8 4.2 quattro | 06/06-07/10 | | | |  | | | |
| Motor BVJ till chassis no. 4F-7-120-000 | 4163 | 8 | 257 kW (350 PS) | A6 4.2 FSI quattro | 05/06-08/11 | | | |  | | | |
| Motor BAR From chassis no. 4L-7-085 001 Till chassis no. 4L-8-020 000 | 4163 | 8 | 231 kW - 257 kW (314-350 PS) | Q7 4.2 quattro | 03/06-12/10 | 84,500 | 1,20 1,50 2,00 | 910 NIT S 931 P 947 EX NIT S |  | 120 050 0076 00 | 1 | STD |
| Motor BVJ From chassis no. 4E-7-015 501 Till chassis no. 4E-7-025 800 | 4163 | 8 | 257 kW (350 PS) | A8 / S8 4.2 FSI quattro | 09/06-07/10 | | | |  | | | |
| Motor BVJ From chassis no. 4F-7-120 001 Till chassis no. 4F-8-048 000 | 4163 | 8 | 257 kW (350 PS) | A6 / S6 4.2 FSI quattro, A6 Allroad 4.2 FSI quattro | 06/06-08/11 | | | |  | | | |
| Motor CAUA From 20.08.07 Till 17.04.08 | 4163 | 8 | 253 kW - 260 kW (344-354 PS) | A5 S5 quattro | 06/07-12/12 | | | |  | | | |
| Motor ABH | 4172 | V8 | 206 kW (280 PS) | 100 Quattro | 10/92-07/94 | 84,500 | 1,75 1,75 3,00 | 910 IF CR S 931 P 947 EX NIT S |  | 120 050 0046 00 | 1 | STD |
| Motor ABH | 4172 | V8 | 206 kW (280 PS) | S4 4.2 | 93- | | | |  | | | |
| Motor ABH | 4172 | V8 | 206 kW (280 PS) | V8 | 10/91-11/93 | | | |  | | | |
| Motor ABZ | 4172 | V8 | 220 kW (299 PS) | A8 Quattro | 06/94- | | | |  | | | |

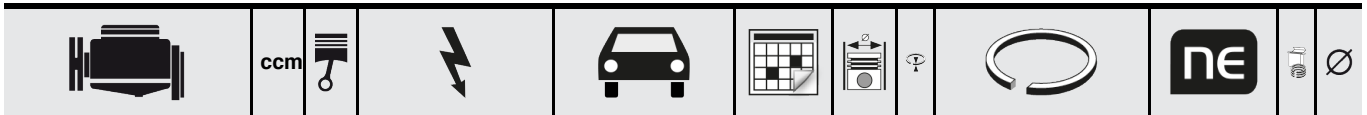


AUSTIN

Globally reliable



siehe / see / voir BLMC































siehe / see / voir FIAT



AVIA-DAEWOO

Globally reliable

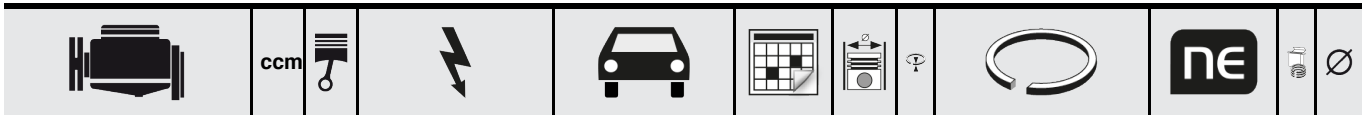
|  | ccm |  |  |  |  |  |  |  |  |  |  | |
|---|------|---|---|---|---|--|---|---|---|---|---|-----|
| Dieselmotor 712.11 | 3596 | 4 | 83 kW (113 PS) | Serie A 20, 21, 30, 31 | | 102,000 | 3,00 2,50 | 914 CR 931 P |  | 120 002 0001 00 | 1 | STD |
| Dieselmotor 712.13 | 3596 | 4 | 83 kW 113 PS | A 20, A 21, A 30, A 31 | | | 5,00 | 947 EX CR |  | | | |
| Dieselmotor D 407 | 3596 | 4 | 65 kW (88 PS) | Serie A 31, A 60, A 75 | | 102,000 | 3,00 2,50 | 914 CR 931 P |  | 120 002 0002 00 | 1 | STD |
| Dieselmotor D 421 | 3596 | 4 | 85 kW (116 PS) | A 31, A60, A 75 | | | 4,00 | 947 EX CR |  | | | |
| Dieselmotor D 421 TD | 3596 | 4 | 85 kW 116 PS | Serie A 31, A 60, A 75 | | | | | | | | |

|  | ccm |  |  |  |  |  |  |  |  |  |  | |
|---|-----|---|---|---|---|---|---|---|---|---|---|-----|
| Dieselmotor -1988 Dieselmotor P 15 | | V12 | | Generator Schiffsmotor, Marine engine | | 150,000 | 3,50 3,50 3,50 6,00 | 910 CR 911 FE 911 FE 947 EX CR |  | 120 255 0002 00 | 1 | STD |
| Dieselmotor 1988----- Dieselmotor P 15 | | V12 | | Generator Schiffsmotor, Marine engine | | 150,000 | 4,00 3,50 3,50 6,00 | 914 CR 911 P 911 P 947 EX CR |  | 120 255 0001 00 | 1 | STD |




































BERLIET

Globally reliable





















siehe / see / voir RVI

|  | ccm |  |  |  |  |  |  |  |  |  |  | |
|---|------|---|---|--|---|--|---|---|---|---|---|-----------------------------|
| Motor 18 K 4 F | 1796 | 4 | 85 - 88 kW 116 - 120 PS | Freelander 1.8 16 V | 98 - | 80,000 | 1,00 1,20 2,00 | 910 IF NIT S 931 P 777 NIT S |  | 120 006 0002 00 | 1 | STD |
| Motor 25 K4F | 2497 | 6 | 130 kW 175 PS | Freelander 2.5 V6 | 00 - | 80,000 | 1,20 1,50 2,50 | 910 CR S 931 FE 777 CR S |  | 120 006 0004 00 | 1 | STD |
| Dieselmotor 25 6 T M51D25 | 2497 | 6 | 100 kW 136 PS | Range Rover Mk II 2.5TD | 94 - 02 | 80,000 | 3,00 1,75 3,00 | 914 CR 911 IF U P 947 EX CR |  | 120 007 0001 00 | 1 | STD |
| Motor PE 146 | 2350 | 6 | 88,5/92 kW (120/125 PS) | Rover 2300/S | 77-86 | 81,000 | 1,75 1,75 | 910 IF CR S 931 FE |  | 120 706 0003 00 21 | 1 | STD 0,50 |
| Motor PE 166 | 2597 | 6 | 97/98,5/ 101,5 kW (132/134/ 138 PS) | Rover 2600 S/SE | 77-86 | | 3,94 | 777 CR S |  | | | |
| Motor | 2495 | 6 | 144 kW 196 PS | X-Type 2.5 V6 X-Type Estate 2.5 V6 | 02 - | 81,600 | 1,20 1,50 3,00 | 910 NIT S IF 931 FE 777 CR S |  | 120 021 0055 00 | 1 | STD |
| Dieselmotor XUD 9 A | 1905 | 4 | 49 kW (67 PS) | Rover 218, 418 | -93 | 83,000 | 2,00 2,00 3,00 | 910 CR S 911 P 947 EX CR |  | 120 037 0023 00 15 21 29 | 1 | STD 0,25 0,50 1,00 |
| Dieselmotor M47D20R | 1951 | 4 | 82 kW 111 PS | Freelander | 01 - | 84,000 | 3,00 2,00 | 914 CR 931 P |  | 120 007 0034 00 21 | 1 | STD 0,50 |
| Dieselmotor TD6 | 2926 | 6 | 130 kW 177 PS | Range Rover | 02 - | | 3,00 | 947 EX NIT |  | | | |
| Dieselmotor | 1994 | 4 | 74,5 kW (101 PS) | Rover 2000 | -84 | 84,450 | 2,00 1,75 | 910 CR S 931 FE |  | 120 036 0003 00 21 | 1 | STD 0,50 |
| Dieselmotor M 16 E, M 16 i | 1996 | 4 | 88,5/103 kW (120/140 PS) | Rover 820 E/SE, 820 i/Si | -86 | | 3,00 | 947 EX CR |  | | | |
| Dieselmotor TD5 | 2495 | 5 | 90 kW (122 PS) 102 kW (139 PS) | Discovery, Defender, Adventurer, 2.5 TD5 E | | 84,450 | 3,00 2,00 3,00 | 914 IF CR 931 P 947 EX CR |  | 120 006 0007 00 | 1 | STD |
| Dieselmotor Duratorq 2.4 ltr. | 2402 | 4 | 103 kW 140 PS | Defender | 07 - | 89,900 | 2,00 2,00 2,00 | 910 NIT S 931 P 947 EX NIT S |  | 120 021 0065 00 21 | 1 | STD 0,50 |
| Dieselmotor | 2486 | 4 | 83 kW (113 PS) | Land Rover 90, 110 | | 90,470 | 1,99 1,99 4,74 | 910 CR S 911 P 947 EX CR |  | 120 706 0007 00 | 1 | STD |
| Motor 19 J | 2495 | 4 | 75 kW | 90 110 | 86 - 90 | 90,470 | 2,00 2,00 3,00 | 910 CR IF P 931 FE 947 EX NIT |  | 120 006 0005 00 | 1 | STD |
| Dieselmotor | 2486 | 4 | 83 kW (113 PS) | Land Rover 90, 110 | | 90,470 | 2,00 2,00 4,00 | 910 CR S 911 P 947 EX CR |  | 120 706 0006 00 21 29 | 1 | STD 0,50 1,00 |
| Dieselmotor | 2486 | 4 | 83 kW (113 PS) | Land Rover 90, 200 TDI, Discovery | 89-93 | 90,470 | 2,50 2,00 3,00 | 916 CR 911 P 947 EX CR |  | 120 706 0002 00 | 1 | STD |
| Motor AJG 4 V | 3630 | 6 | 168 kW (228 PS) | Jaguar XJ-SC 3.6 | -75 | 91,000 | 1,50 2,00 4,00 | 910 IF CR S 911 IF FE 777 CR S |  | 120 706 0008 00 | 1 | STD |
| Dieselmotor HR 492 HI | 2392 | 4 | 81/84 kW (110/114 PS) | Rover 2400 SD Turbo | 84-87 | 92,000 | 2,50 2,00 | 914 CR 931 FE |  | 120 052 0002 00 | 1 | STD |
| Dieselmotor HR 492 HT | 2393 | 4 | 67 kW (91 PS) | Rover 2400 SD Turbo | 82-85 | | 4,00 | 947 EX CR |  | | | |
| Dieselmotor 4.98 NV | 3770 | 4 | 46/51/55 kW (62,5/69/ 75 PS) | 360 FG, 550 FG, Traktor 262/272/ 462/470/472 | -74 | 98,000 | 2,38 2,38 2,38 | 910 CR 911 P 911 P |  | 120 706 0005 00 | 1 | STD |
| Dieselmotor 6.98 DV, 98 NV | 5655 | 6 | 71.5/ 84.5 kW (97/115 PS) | Boxer 1000-33, -43, 1200-33, -38, -42, 1300, Terrier 650/750/ 850/950, F 350/360/420/, 550, Traktor 262/272/ 462/472/295/ 485/2100/4100, Marine-, Industriemotor | -72 | | 6,33 4,74 | 946 P 946 FE |  | | | |

**BMW**

Globally reliable

| | ccm | | | | | | | | | | | |
|---|------|---|-----------------------------------|---|------------------|--------|----------------------|---------------------------------------|--|-----------------------------|---|---------------------|
| Dieselmotor 1ND-TV | 1364 | 4 | 65 kW (88 PS) | MINI (R50, R53) One D | 06/03-09/06 | 73,000 | 1,50 1,50 3,00 | 910 NIT S 911 CR S 947 EX NIT S | | 121 096 0062 00 21 | 4 | STD 0,50 |
| Dieselmotor 9HZ (DV6TED4) | 1560 | 4 | 80 kW (109 PS) | MINI (R56) Cooper D | 03/07- | 75,000 | 3,00 | 916 CKS 931 ES P 947 EX NIT S | | 120 037 0062 00 21 | 1 | STD 0,50 |
| Dieselmotor 9HZ (DV6TED4) | 1560 | 4 | 66 kW (90 PS) | MINI (R56) One D | 06/09-07/10 | | 1,95 2,50 | 947 EX NIT S | | | | |
| Dieselmotor 9HZ (DV6TED4) | 1560 | 4 | 80 kW (109 PS) | MINI CLUBMAN (R55) Cooper D | 10/07- | | | | | | | |
| Motor W11B16A | 1598 | 4 | 88 kW - 155 kW (120 - 211 PS) | Mini Cooper, Works, Clubmann Cooper S | 05- 05 - | 77,000 | 1,20 1,20 2,50 | 910 CR S IF 931 P 777 CR S | | 120 007 0022 00 | 1 | STD |
| Motor W10B16A | 1598 | 4 | 125 kW (170 PS) | Cooper S | 05 - | | | | | | | |
| Motor W10B16A | 1397 | 4 | 70 kW (90 PS) | Mini One Cooper | 05 - | | | | | | | |
| Motor W11B16A | 1598 | 4 | 125 kW (170 PS) | Mini Cabrio R52 Cooper S | 07/04 - 11/07 | | | | | | | |
| Motor W11B16A | 1598 | 4 | 120 - 125 kW (163 - 170 PS) | Mini R53 Cooper S | 03/02 - 09/06 | | | | | | | |
| Motor N12 B14 A | 1397 | 4 | 55 kW - 95 kW (75-95 PS) | MINI (R56) One, MINI CLUBMAN (R55) One | 11/06-03/10 | 77,000 | 1,20 1,50 2,00 | 910 IF PVD S 931 P 947 EX CR | | 120 037 0070 00 21 | 1 | STD 0,50 |
| Motor N12 B16 A | 1598 | 4 | 85 kW - 90 kW (115-122 PS) | MINI (R56) Cooper, MINI Cabriolet (R57) Cooper, MINI CLUBMAN (R55) Cooper | 10/06-06/15 | | | | | | | |
| Motor N13 B16 A | 1598 | 4 | 75 kW - 125 kW (102 - 170 PS) | 1'er (F20) 114i, 116i, 118i | 11/10- | | | | | | | |
| Motor N13 B16 A | 1598 | 4 | 75 kW - 125 kW (102 - 170 PS) | 1'er (F21) 114i, 116i, 118i | 12/11- | | | | | | | |
| Motor N13 B16 A | 1598 | 4 | 100 kW - 125 kW (136 - 170 PS) | 3'er (F30) 316i, 320i ed | 10/12- | | | | | | | |
| Motor N13 B16 A | 1598 | 4 | 100 kW (136 PS) | 3'er (F31) 316i | 06/12- | | | | | | | |
| Motor N14 B 16 A | 1598 | 4 | 128 kW (175 PS) | Mini (R56) CooperS 1,6 i 16 V Turbo | 2006 - | | | | | | | |
| Dieselmotor N47 C16 A | 1598 | 4 | 82 kW (112 PS) | MINI Cabriolet (R57) Cooper D | 06/10- | 78,000 | 1,75 1,75 2,00 | 910 IF CKS 911 IF U 947 EX CR P | | 120 007 0041 00 21 | 1 | STD 0,50 |
| Dieselmotor N47 C16 A | 1598 | 4 | 66 kW (90 PS) | MINI CLUBMAN (R55) One D, MINI CLUBMAN (R55) Cooper D | 03/10-06/15 | | | | | | | |
| Dieselmotor N47 C16 A | 1598 | 4 | 66 kW (90 PS) | MINI COUNTRYMAN (R60) One D, MINI COUNTRYMAN (R60) Cooper D, MINI COUNTRYMAN (R60) Cooper D ALL4 | 06/10- | | | | | | | |
| Dieselmotor N47 C16 A | 1598 | 4 | 82 kW (112 PS) | MINI PACEMAN (R61) Cooper D, MINI PACEMAN (R61) Cooper D ALL4 | 09/12- | | | | | | | |
| Dieselmotor N47 D16 A | 1598 | 4 | 70 kW - 85 kW (95 - 116 PS) | 1 (F20) 114 d, 1 (F21) 114 d, 1 (F20) 116 d ed, 1 (F21) 116 d ed | 07/12- | | | | | | | |
| Motor M 54 B22 | 2171 | 6 | 125 kW 170 PS | 320i, 520i, Z3 2.2, Z4 2.2 | 00 - | 80,000 | 1,20 1,50 2,00 | 910 NIT S 931 FE 777 NIT S | | 120 007 0054 00 | 1 | STD |
| Motor M 54 226 S1 | 2497 | 6 | 150 kW (204 PS) | 5 Touring (F11) 523 i | 04/10-12/11 | | | | | | | |
| Motor M 50 B 20 TÜ 1, M 50 B 20 M | 1991 | 6 | 110 kW (150 PS) | 320 i, 520 i | 92 - 98 | 80,000 | 1,50 1,50 2,00 | 910 IF CR S 931 P 777 NIT S | | 120 007 0002 00 21 29 | 1 | STD 0,50 1,00 |
| Motor M 50 B 20 | 1991 | 6 | 110 kW (150 PS) | 320i, 520 i | 09/91-08/92 | 80,000 | 1,50 1,75 3,00 | 910 IF CR S 931 FE 777 CR S | | 120 007 0018 00 21 29 | 1 | STD 0,50 1,00 |
| Motor M 20 B 20 (-K, L, M, V) | 1991 | 6 | 90 - 95 kW (122 - 129 PS) | 320i, 520 i, 320/6, 520/6 | 77-92 | 80,000 | 1,50 2,00 3,50 | 910 IF CR S 931 FE 946 EX P | | 120 007 0010 00 21 29 | 1 | STD 0,50 1,00 |
| Motor M 20 B 23 (-E, K, L) | 2315 | 6 | 102 - 110 kW (139 - 150 PS) | 323 i | 77-85 | | | | | | | |
| Motor M 20 B 20 L | 1990 | 6 | 92 kW (125 PS) | 320 i | 83-87 | 80,000 | 1,50 2,00 3,00 | 910 IF CR S 931 P 777 CR S | | 120 007 0030 00 21 29 | 1 | STD 0,50 1,00 |
| Motor M 20 B 20 (-K, L, M, V) | 1990 | 6 | 92 - 95 kW (125 - 129 PS) | 320i, 520i | 81 - 92 | 80,000 | 1,50 2,00 3,50 | 910 IF CR S 931 FE 777 CR S | | 120 007 0033 00 21 | 1 | STD 0,50 |
| Motor M 20 B 23 (-E, K, L) | 2315 | 6 | 102 - 110 kW 139 - 150 PS | 323i | 77 - 85 | | | | | | | |















|  | ccm |  |  |  |  |  |  |  |  |  |  | |
|---|------|---|---|---|---|--|---|---|---|---|---|-------------|
| Dieselmotor M 21 D 24 W + WA | 2443 | 6 | 63 - 84,5 kW (86 - 115 PS) | 320d, 324td, 524td | 83-91 | 80,000 | 2,50 2,00 3,50 | 916 CR S 911 FE 947 EX CR |  | 120 007 0012 00 21 | 1 | STD 0,50 |
| Dieselmotor M 57 D 25 | 2495 | 6 | 120 kW 163 PS | 525 D Intercooler | 99 - | 80,000 | 2,50 2,00 3,00 | 910 CR IF P 931 P 947 EX NIT |  | 120 007 0053 00 | 1 | STD |
| Dieselmotor M 41 | 1675 | 4 | 66 kW (90 PS) | 318 tds | 94 - | 80,000 | 3,00 | 914 CR |  | 120 007 0001 00 | 1 | STD |
| Dieselmotor M 51 D 25 WA | 2497 | 6 | 85 - 105 kW (115 - 143 PS) | 325 td, 325tds, 525td, 525tds | 91- | | 1,75 3,00 | 911 IF U P 947 EX CR |  | | | |
| Dieselmotor M 57 D 25 | 2497 | 6 | 120 / 163 | 525 D Intercooler | | 80,000 | 3,00 2,00 3,00 | 914 CR P 931 P 947 EX NIT |  | 120 007 0052 00 | 1 | STD |
| Motor N52 B25 A | 2497 | 6 | 150 kW (204 PS) | 5 (F10) 523 i | 03/10- | 82,000 | 1,20 1,50 | 910 NIT S 931 P |  | 120 007 0035 00 | 1 | STD |
| Motor N52 B25 A | 2497 | 6 | 150 kW (204 PS) | 5 (F10, F18) 523 i | 03/10- | | 2,00 | 777 NIT S |  | | | |
| Motor N52 B25 A | 2497 | 6 | 150 kW (204 PS) | 5 Touring (F11) 523 i | 04/10-12/11 | | | | | | | |
| Motor N52 B25 A | 2497 | 6 | 160 kW (218 PS) | X3 (E83) 2.5 si | 09/06- | | | | | | | |
| Motor N52 B25 A | 2497 | 6 | 150 kW (204 PS) | Z4 (E89) sDrive 23 i | 05/09- | | | | | | | |


























BMW

Globally reliable

| | ccm | | | | | | | | | | | |
|--------------------|------|---|------------------------------|---|--------|--------|----------------------|---------------------------------|--|-----------------|---|-----|
| Motor B38 A15 A | 1499 | 3 | 75 kW - 100 kW (102-136 PS) | MINI (F55) Cooper, MINI (F57) Cooper, MINI CLUBMAN (F54) Cooper, MINI CLUBMAN (F54) One, MINI COUNTRYMAN (F60) Cooper, MINI COUNTRYMAN (F60) One, MINI COUNTRYMAN (F60) Cooper SE ALL4 | 04/13- | 82,000 | 1,20 1,50 2,00 | 910 NIT S 931 P 777 NIT S | | 120 007 0056 00 | 1 | STD |
| Motor B38 A15 A | 1499 | 3 | 75 kW - 100 kW (102-136 PS) | X1' (F48) sDrive 18 i, 2' GT (F46) 218 i, 2' GT (F46) 216 i, 2' (F45) 218 i, 2' (F45) 216 i | 11/13- | | | | | | | |
| Motor B38 B15 A | 1499 | 3 | 80 kW - 100 kW (109-136 PS) | 1' (F20) 116 i, 1' (F21) 116 i, 1' (F20) 118 i, 1' (F21) 118 i, 2' (F23) 218 i, 2' (F22, F87) 218 i, 3' (F30, F80) 318 i, 3' (F31) 318 i, 4' (F32, F82) 418 i, 4' (F36) 418 i | 01/15- | | | | | | | |
| Motor B48 A20 A | 1998 | 4 | 120 kW - 147 kW (163-200 PS) | MINI CLUBMAN (F54) Cooper S, MINI COUNTRYMAN (F60) Cooper S ALL4, MINI (F55) Cooper S, MINI (F55) Cooper S JCW, MINI (F56) Cooper S, MINI (F56) Cooper S JCW, MINI Cabriolet (F57) Cooper S, MINI Cabriolet (F57) Cooper S JCW, MINI CLUBMAN (F54) Cooper S, MINI CLUBMAN (F54) Cooper S ALL4, MINI CLUBMAN (F54) Cooper S JCW, MINI COUNTRYMAN (F60) Cooper S, MINI COUNTRYMAN (F60) Cooper S ALL4 | 04/13- | | | | | | | |
| Motor B48 A20 A | 1998 | 4 | 120 kW - 170 kW (163-231 PS) | X1'(F48) xDrive 28i, X1'(F48) xDrive 25 i, X1'(F48) xDrive 20 i, X1'(F48) sDrive 20 i 2 GT'(F46) 220 i, 2 Active Tourer (F45) 220 i, | 03/14- | | | | | | | |
| Motor B48 A20 B | 1998 | 4 | 170 kW (231 PS) | 2 Active Tourer (F45) 225 i xDrive, X1'(F48) xDrive 20 i, X1'(F48) xDrive 25 i, X1'(F48) xDrive 28i. | 11/13- | | | | | | | |
| Motor B48 A20 B | 1998 | 4 | 170 kW (231 PS) | MINI CLUBMAN (F54) John Cooper Works, MINI (F56) John Cooper Works, MINI Cabriolet (F57) John Cooper Works, MINI CLUBMAN (F54) John Cooper Works, MINI COUNTRYMAN (F60) John Cooper Works ALL4 | 06/14 | | | | | | | |
| Motor B48 B16 A | 1597 | 4 | 125 kW (170 PS) | 5 (G30, F90) 520 i | 07/17 | | | | | | | |

|  | ccm |  |  |  |  |  |  |  |  |  |  | |
|---|------|---|---|--|---|--|---|---|---|---|---|-----|
| Motor B48 B20 A | 1998 | 4 | 120 kW - 185 kW (163-252 PS) | 1'(F20) 120 i, 2'(F23) 220 i, 2'(F22, F87) 220 i, 3'(F30, F80) 320 i, 3'(F30, F80) 320 i xDrive, 3'(F30, F80) 330 e, 3'(F30, F80) 330 i, 3'(F30, F80) 330 i xDrive, 3'GT(F34) 320 i, 3'GT(F34) 320 i xDrive, 3'(F31) 320 i, 3'(F31) 330 i, 4'(F33, F83) 420 i, 4'(F32, F82) 420 i, 4'(F32, F82) 430 i, 4'(F32, F82) 430i M Sport, 4'(F36) 420 i, 4'(F36) 420 i xDrive, 5'(G30, F90) 520 i, 5'(G30, F90) 525 i, 5'(G31) 520 i | 09/14- | | | | | | | |
| Motor B48 B20 B | 1998 | 4 | 135 kW - 240 kW (184-326 PS) | 1'(F20) 125 i, 1'(F21) 120 i, 1'(F21) 125 i, 2'(F23) 230 i, 2'(F23) 230 i xDrive, 2'(F22, F87) 230 i, 2'(F22, F87) 230 i xDrive, 3'(F30, F80) 330 i, 3'(F30, F80) 330 i xDrive, 3'GT(F34) 330 i, 3'GT(F34) 330 i xDrive, 3'(F31) 330 i xDrive, 4'(F33, F83) 430 i, 4'(F33, F83) 430 i Limited Edition, 4'(F33, F83) 430 i xDrive, 4'(F32, F82) 430 i, 4'(F36) 430 i M Sport, 4'(F36) 430 i xDrive, 5'(G30, F90) 530 e iPerformance, 5'(G30, F90) 530 i, 5'(G30, F90) 530 i xDrive, 6'GT(G32) 630 i, 7'(G11, G12) 730 i, Li, 7'(G11, G12) 740 e, Le xDrive, X3'(G01) xDrive 30 i | 09/14- | | | | | | | |
| Motor M 50 B 25 | 2497 | 6 | 160 kW 218 PS | 525i | | 84,000 | 1,20 1,20 2,00 | 910 NIT S IF 931 FE 777 NIT S |    | 120 007 0055 00 | 1 | STD |

|  | ccm |  |  |  |  |  |  |  |  |  |  | |
|---|------|---|---|--|---|--|---|---|---|---|---|-----|
| Motor N20 B20 A, N20 B20 B, N20 B20 C, N20 B20 D, N26 B20 A | 1997 | 4 | 115 kW - 135 kW (156-245 PS) | 1'(F20) 125 i, 1'(F21) 125 i, 2'(F23) 220 i, 2'(F23) 228 i, 2'(F22, F87) 220 i, 2'(F22, F87) 228 i, 3'(F30, F80) 328 i, 3'(F30, F80) 320 i, 3'(F30, F80) 320 i xDrive, 3'(F30, F80) 328 i xDrive, 3'GT(F34) 320 i, 3'GT(F34) 328 i, 3'GT(F34) 320 i xDrive, 3'GT(F34) 328 i xDrive, 3'GT(F34) 320 i, 3'GT(F34) 320 i xDrive, 3'(F31) 320 i, 3'(F31) 328 i, 3'(F31) 328 i xDrive, 3'(F31) 320 i xDrive, 3'(F31) 320 i, 3'(F31) 320 i xDrive, 4'(F33, F83) 428 i, 4'(F33, F83) 428 i xDrive, 4'(F33, F83) 420 i, 4'(F32, F82) 420 i, 4'(F32, F82) 420 i xDrive, 4'(F32, F82) 428 i, 4'(F32, F82) 428 i xDrive, 4'(F32, F82) 420 i, 4'(F32, F82) 420 i xDrive, 4'(F36) 420 i, 4'(F36) 428 i, 4'(F36) 428 i xDrive, 4'(F36) 420 i xDrive, 4'(F36) 420 i, 4'(F36) 420 i xDrive, 5'(F10) 520 i, 5'(F10) 520 i, 5'(F10) 528 i, 5'(F10) 528 i xDrive, 5'GT (F07) 528 i, 5'(F11) 520 i, 5'(F11) 528 i, 5'(F11) 528 i xDrive, 5'(F11) 520 i, X1'(E84) xDrive 28 i, X1'(E84) sDrive 20 i, X1'(E84) xDrive 20 i, X1'(E84) xDrive 28 i Flex, X3'(F25) xDrive 20 i, X3'(F25) xDrive 28 i, X3'(F25) sDrive 20 i, X4'(F26) xDrive 20 i, X4'(F26) xDrive 28 i, X5'(F15, F85) xDrive 40e Z4'(E89) sDrive 20 i, Z4'(E89) sDrive 28 i, Z4'(E89) sDrive 18 i, Z4'(E89) sDrive 20 i, 2'(F22, F87) 228 i, 2'(F22, F87) 228 i xDrive, 3'(F30, F80) 320i, 3'(F30, F80) 328 i, 3'GT(F34) 328 i, 3'GT(F34) 328 i, 3'GT(F34) 328 i xDrive, 4'(F33, F83) 428 i, 4'(F32, F82) 428 i, 4'(F32, F82) 428 i xDrive, 4'(F36) 428 i, 4'(F36) 428 i xDrive | 10/10- | 84,000 | 1,20 1,50 2,00 | 910 NIT S 931 P 777 NIT S |  | 120 007 0045 00 | 1 | STD |













|  | ccm |  |  |  |  |  |  |  |  |  |  |
|---|------|---|---|--|---|--|---|---|---|---|---|
| Motor N54 B30 A From 12/2009 | 2979 | 6 | 220 kW - 264 kW (299-359 PS) | 1'(E81) 125i, 1'(E87) 135 i, 1'(E88) 135 i, 1'(E82) 135 i, 3'(E90) 330 i, 3'(E90) 335 i, 3'(E90) 335 i M Sport, 3'(E90) 335 i xDrive, 3'(E90) 335 xi, 3'(E93) 335 i, 3'(E92) 335 i, 3'(E92) 335 i xDrive, 3'(E92) 335 xi, 3'(E90) 335 i, 3'(E91) 335 i, 3'(E91) 335 i xDrive, 3'(E91) 335 xi, 5'(E60) 535 i, 5'(E60) 535 i xDrive, 5'(E60) 535 ix, 5'(E60) 540 i, 5'(E61) 535 i, 5'(E61) 535 xi, 7'(F01, F02, F03, F04) 740 i, Li, X6'(E71, E72) 35 i, X6'(E71, E72) xDrive 35 i, Z4'(E89) sDrive 35 i, Z4'(E89) sDrive 35 is | 08/05- | | | | | | |
| Motor N54 B30 B From 12/2009 | 2979 | 6 | 225 kW (306 PS) | 3'(E93) 335 i | 03/07-12/13 | | | | | | |
| Motor N55 B30 A | 2979 | 6 | 220 kW - 272 kW (299-370 PS) | 1'(F20) M 135 i, 1'(F20) M 135 i xDrive, 1'(F21) M 135 i, 1'(F21) M 135 i xDrive, 1'(E88) 135 i, 1'(E82) 135 i, 2'(F23) M 235 i, 2'(F23) M 235 i xDrive, 2'(F22, F87) M 235 i, 2'(F22, F87) M 235 i xDrive, 2'(F22, F87) M2, 3'(E90) 335 i, 3'(E90) 335 i M Sport, 3'(E90) 335 i xDrive, 3'(E90) 335 xi, 3'(F30, F35, F80) 335 i, 3'(F30, F35, F80) 335 i xDrive, 3'(F30, F35, F80) 335 i xDrive, 3'(F30, F35, F80) ActiveHybrid, 3'(E93) 335 i, 3'(E92) 335 i, 3'(E92) 335 i xDrive, 3'(E92) 335 xi, 3'GT(F34) 335 i, 3'GT(F34) 335 i xDrive, 3'(E90) 335 i, 3'(E91) 335 i, 3'(E91) 335 i xDrive, 3'(E91) 335 xi, 3'(F31) 335 i, | 09/06- | | | | | | |















BMW















Globally reliable






















| | ccm | | | | | | | | | | | |
|--|------|-----|------------------------------|---|---------|--------|----------------------|-------------------------------------|--|-----------------------------|--------------------------|--|
| | | | | 3'(F31) 335 i xDrive, 4'(F33, F83) 435 i, 4'(F33, F83) 435 i xDrive, 4'(F32, F82) 435 i, 4'(F32, F82) 435 i xDrive, 4'(F36) 435 i, 4'(F36) 435 i xDrive, 5'(F10, F18) 530i, 5'(F10, F18) 535 i, 5'(F10, F18) 535 i xDrive, 5'(F10, F18) ActiveHybrid, 5'GT(F07) 535 i, 5'GT(F07) 535 i xDrive, 5'(F11) 535 i, 5'(F11) 535 i xDrive, 6'(F12) 640 i, 6'(F12) 640 i xDrive, 6'(F13) 640 i, 6'(F13) 640 i xDrive, 6'(F06) 640 i, 6'(F06) 640 i xDrive, 7'(F01, F02, F03, F04) 740 i, Li, 7'(F01, F02, F03, F04) 740 i, Li xDrive, 7'(F01, F02, F03, F04) 740 Li, X1'(E84) xDrive 35 i, X3'(F25) xDrive 35 i, X4'(F26) M 40 i, X4'(F26) xDrive 35 i, X5'(E70) xDrive 30 i, X5'(E70) xDrive 35 i, X5'(E70) xDrive 40 i, X5'(F15, F85) sDrive 35 i, X6'(E71, E72) xDrive 35 i, X6'(E71, E72) xDrive 40 i, X6'(F16, F86) sDrive 35 i, 7'(F01, F02, F03, F04) Active Hybrid 7, 7'(F01, F02, F03, F04) 740 i, Li | | | | | | | | |
| Motor M 40 B 18 E | 1795 | 4 | 83 kW 113 PS | 318i, 518i | 91 - 93 | 84,000 | 1,50 1,50 2,00 | 910 IF NIT S 931 FE 777 NIT S | | 120 007 0003 00 21 29 | 1 STD 0,50 1,00 | |
| Motor M 42 B 18, TÜ1, M 43 B 18 | 1796 | 4 | 85 - 103 kW 115 - 140 PS | 318i, 518i, 318iS, Z 3 | 89 - 99 | | | | | | | |
| Motor M 43 B 16 | 1596 | 4 | 75 kW (102 PS) | 316i | 94 - | | | | | | | |
| Motor M 50 B 25 M 1 E, TÜ, EU 3 LE | 2494 | 6 | 125 - 141 kW 170 - 192 PS | 323i, 325i, 523i, 525i | 92 - 99 | | | | | | | |
| Motor M 52 B 28 | 2792 | 6 | 141 - 142 kW 192 - 193 PS | 328i, 528i, 728i, Z 3 | 95 - | | | | | | | |
| Motor M 60 B 30 | 2997 | 8 | 160 kW 218 PS | 530i, 730i | 92 - | | | | | | | |
| Motor M 60 B 30 | 2997 | V8 | 160 kW (218 PS) | 530 i, 730 i | | 84,000 | 1,50 1,50 3,00 | 910 IF NIT S 931 FE 777 NIT S | | 120 007 0008 00 21 29 | 1 STD 0,50 1,00 | |
| Motor M 70 R 50 | 4988 | V12 | 220 kW (300 PS) | 750 i, 850 i (USA) | 87-94 | | | | | | | |

|  | ccm |  |  |  |  |  |  |  |  |  |  | |
|---|------|---|---|--|---|--|---|---|---|---|---|-----|
| Motor N54 B30 A Till 12/2009 | 2979 | 6 | 220 kW - 264 kW (299-359 PS) | 1 (E81) 125i, 1 (E87) 135 i, 1 (E88) 135 i, 1 (E82) 135 i, 3 (E90) 330 i, 3 (E90) 335 i, 3 (E90) 335 i M Sport, 3 (E90) 335 i xDrive, 3 (E90) 335 xi, 3 (E93) 335 i, 3 (E92) 335 i, 3 (E92) 335 i xDrive, 3 (E92) 335 xi, 3 (E90) 335 i, 3 (E91) 335 i, 3 (E91) 335 i xDrive, 3 (E91) 335 xi, 5 (E60) 535 i, 5 (E60) 535 i xDrive, 5 (E60) 535 ix, 5 (E60) 540 i, 5 (E61) 535 i, 5 (E61) 535 xi, 7 (F01, F02, F03, F04) 740 i, Li, X6 (E71, E72) 35 i, X6 (E71, E72) xDrive 35 i, Z4 (E89) sDrive 35 i, Z4 (E89) sDrive 35 is, 3 (E93) 335 i | 08/05- | 84,000 | 1,50 1,50 2,50 | 910 NIT S 931 P 777 NIT S |  | 120 007 0038 00 | 1 | STD |
| Motor N54 B30 B Till 12/2009 | 2979 | 6 | 225 kW (306 PS) | 3 (E93) 335 i | 03/07-12/13 | | | | | | | |

|  | ccm |  |  |  |  |  |  |  |  |  |  | |
|---|------|---|---|--|---|--|---|---|---|---|---|-----|
| Motor B37 C15 A | 1496 | 3 | 85 kW (116 PS) | MINI (F55, F56) Cooper D | 10/13- | 84,000 | 1,50 1,50 2,00 | 910 CDS S 931 P 947 EX CKS |  | 120 007 0050 00 | 1 | STD |
| Motor B37 C15 A | 1496 | 3 | 70 kW (95 PS) | MINI (F55, F56) One D | 02/14- | | | | | | | |
| Motor B37 C15 A | 1496 | 3 | 85 kW (116 PS) | MINI Cabriolet (F57) Cooper D | 12/14- | | | | | | | |
| Motor B37 C15 A | 1496 | 3 | 85 kW (116 PS) | MINI CLUBMAN (F54) One D | 02/15- | | | | | | | |
| Motor B37 C15 A | 1496 | 3 | 85 kW (116 PS) | X1'(F48) sDrive 16 d | 11/14- | | | | | | | |
| Motor B37 D15 A | 1496 | 3 | 70 kW - 85 kW (95-116 PS) | 1'(F20) 114 d, 1'(F21) 114 d, 1'(F20) 116 d, 1'(F21) 116 d | 03/15- | | | | | | | |
| Motor B47 C20 A | 1995 | 4 | 120 kW - 125 kW (163-170 PS) | MINI (F55, F56) Cooper SD | 09/13- | | | | | | | |
| Motor B47 C20 A | 1995 | 4 | 120 kW - 125 kW (163-170 PS) | MINI Cabriolet (F57) Cooper SD | 05/15- | | | | | | | |
| Motor B47 C20 A | 1995 | 4 | 100 kW - 110 kW (136-150 PS) | MINI CLUBMAN (F54) Cooper D | 12/14- | | | | | | | |
| Motor B47 C20 A | 1995 | 4 | 120 kW - 140 kW (163-190 PS) | MINI CLUBMAN (F54) Cooper SD, MINI CLUBMAN (F54) Cooper SD ALL4 | 02/15- | | | | | | | |
| Motor B47 C20 A | 1995 | 4 | 100 kW - 110 kW (136-150 PS) | MINI COUNTRYMAN (F60) Cooper D | 10/16- | | | | | | | |
| Motor B47 C20 A | 1995 | 4 | 100 kW - 110 kW (136-150 PS) | MINI COUNTRYMAN (F60) Cooper D ALL4 | 10/16- | | | | | | | |
| Motor B47 C20 A | 1995 | 4 | 120 kW - 140 kW (163-190 PS) | MINI COUNTRYMAN (F60) Cooper SD, MINI COUNTRYMAN (F60) Cooper SD ALL4 | 10/16- | | | | | | | |
| Motor B47 C20 A | 1995 | 4 | 100 kW - 140 kW (136-190 PS) | X1'(F48) sDrive 18 d, X1'(F48) xDrive 18 d, X1'(F48) xDrive 20 d, X1'(F48) sDrive 20 d, X1'(F48) xDrive 18 d | 11/14- | | | | | | | |
| Motor B47 D20 A | 1995 | 4 | 85 kW - 155 kW (116-211 PS) | 1'(F20) 118 d, 1'(F20) 118 d xDrive, 1'(F20) 120 d, 1'(F20) 120 d xDrive, 1'(F21) 118 d, 1'(F21) 118 d xDrive, 1'(F21) 120 d, 1'(F21) 120 d xDrive, 2'(F45) 220 d, 2'(F45) 220 d xDrive, 2'(F23) 218 d, 2'(F23) 220 d, 2'(F22, F87) 218 d, 2'(F22, F87) 220 d, 2'(F22, F87) 220 d xDrive, 3'(F30, F80) 316 d, 3'(F30, F80) 318 d, 3'(F30, F80) 318 d xDrive, 3'(F30, F80) 320 d, 3'(F30, F80) 320 d xDrive, 3'GT(F34) 318 d, 3'GT(F34) 320 d, 3'(F31) 316 d, 3'(F31) 318 d, 3'(F31) 320 d, 3'(F31) 320 d xDrive | 10/13- | | | | | | | |
| Motor B47 D20 A | 1995 | 4 | 85 kW (115 PS) | 3'(F30, F80) 316 d | 05/11- | | | | | | | |
| Motor B47 D20 A | 1995 | 4 | 110 kW - 140 kW (150-190 PS) | 3'GT (F34) 318 d, 3'GT (F34) 320 d, 3'GT (F34) 320 d xDrive | 07/15- | | | | | | | |
| Motor B47 D20 A | 1995 | 4 | 140 kW (190 PS) | 4'(F33, F83) 420 d, 4'(F32, F82) 418 d, 4'(F32, F82) 420 d, 4'(F32, F82) 420 d xDrive, | 07/15- | | | | | | | |
| Motor B47 D20 A | 1995 | 4 | 110 kW (150 PS) | 4'(F36) 418 d, 4'(F36) 420 d, 4'(F36) 420 d xDrive | 03/14- | | | | | | | |
| Motor B47 D20 A | 1995 | 4 | 100 kW - 155 kW (136-211 PS) | 5'(F10, F11) 518 d, 5'(F10, F11) 520 d, 5'(F10, F11) 520 d xDrive, | 10/12- | | | | | | | |
| Motor B47 D20 A | 1995 | 4 | 120 kW - 140 kW (163-190 PS) | 5'(G31) 520 d, 5'(G30) 520 d, 5'(G30) 520 d xDrive | 09/16- | | | | | | | |
| Motor B47 D20 A | 1995 | 4 | 110 kW - 140 kW (150-190 PS) | X3'(F25) sDrive 18 d, X3'(F25) xDrive 20 d | 02/14- | | | | | | | |
| Motor B47 D20 A | 1995 | 4 | 140 kW (190 PS) | X4'(F26) xDrive 20 d | 07/13- | | | | | | | |

| | ccm | | | | | | | | | | | |
|--|------|-----|---|--|------------------|--------|----------------------|------------------------------------|--|-----------------------------|-------------------|-----|
| Motor B47 D20 B | 1995 | 4 | 165 kW (224 PS) | 1' (F20) 125 d, 2' (F23) 225 d, 2' (F22, F87) 225 d, 3' (F30, F80) 325 d, 3 Gran Turismo (F34) 325 d, 3 Touring (F31) 325 d 3'GT(F34) 325 d | 03/15 | | | | | | | |
| Motor B47 D20 B | 1995 | 4 | 165 kW (224 PS) | 4'(F33, F83) 425 d, 4'(F32, F82) 425 d 4'(F36) 425 d | 07/16- | | | | | | | |
| Motor B47 D20 B | 1995 | 4 | 165 kW (224 PS) | 7'(G11, G12) 725 d, Ld | 03/16- | | | | | | | |
| Motor B47 D20 B | 1995 | 4 | 170 kW (231 PS) | X5'(F15, F85) sDrive 25 d | 03/16- | | | | | | | |
| Motor B47 D20 B | 1995 | 4 | 170 kW (231 PS) | | 09/15- | | | | | | | |
| Motor M 20 B 25 M, ME, ME 8, 1 Z 7 | 2494 | 6 | 125 - 141 kW 170 - 192 PS | 325i, 525i, Z1 | 87 - 92 | 84,000 | 1,50 1,75 3,00 | 910 IF NIT S 931 FE 777 CR S | | 120 007 0015 00 21 29 | 1 0,50 1,00 | STD |
| Motor M 20 B 28 M 1 Z 7 | 2693 | 6 | 95 kW 129 PS | 325e, 525e | 87 - | | | | | | | |
| Motor M 40 B 16 ME | 1596 | 4 | 73 - 75 kW 99 - 102 PS | 316i | 88 - 92 | | | | | | | |
| Motor M 40 B 18 ME | 1766 | 4 | 77 kW 105 PS | 318i | 87 - 90 | | | | | | | |
| Motor M 40 B 18 ME | 1795 | 4 | 83 kW 113 PS | 318i; 518i | 87 - 90 | | | | | | | |
| Motor M 20 B 27 ME | 2693 | 6 | 90,5 - 95 kW (123 - 129 PS) | 325e, 525e | 85-87 | 84,000 | 1,50 2,00 4,00 | 910 IF NIT S 930 FE 777 CR S | | 120 007 0017 00 21 | 1 0,50 | STD |
| Motor M 40 B 18 | 1795 | 4 | 85 kW (115 PS) | 318 i, 518 i | | 84,000 | 1,75 1,75 3,00 | 910 IF CR S 931 FE 777 NIT S | | 120 007 0005 00 21 29 | 1 0,50 1,00 | STD |
| Motor M 70 | 4988 | V12 | 220 kW (300 PS) | 750 i, 750 iL, 850 i | 86-92 | | | | | | | |
| Dieselmotor N47 D20A | 1995 | 4 | 85/100/105/120/130 KW 115/136/143/163/177 PS | 116 d, 118 d, 120 d, (E81, E87) | 09/04- | 84,000 | 1,75 1,75 2,00 | 910 CKS 931 P 947 EX NIT S | | 120 007 0049 00 21 | 1 0,50 | STD |
| Dieselmotor N47 D20A | 1995 | 4 | 100/105/120/130 KW 136/143/163/177 PS | 118 d, 120 d Cabriolet (E88) | 03/08- | | | | | | | |
| Dieselmotor N47 D20A | 1995 | 4 | 120/130 KW 163/177 PS | 120 d Coupé (E82) | 10/07- | | | | | | | |
| Dieselmotor N47 D20A | 1995 | 4 | 100/105/130 KW 136/143/177 PS | 318 d, 320 d (E90) | 01/05- | | | | | | | |
| Dieselmotor N47 D20A | 1995 | 4 | 100/105/120/130 KW 136/143/163/177 PS | 318 d, 320 d, 320 xd Touring (E91) | 09/05- | | | | | | | |
| Dieselmotor N47 D20A | 1995 | 4 | 130 KW 177 PS | 320 d Cabriolet (E93) | 03/07- | | | | | | | |
| Dieselmotor N47 D20A | 1995 | 4 | 130 KW 177 PS | 320 d, 320 xd Coupé (E92) | 06/06- | | | | | | | |
| Dieselmotor N47 D20A | 1995 | 4 | 120/130 KW 163/177 PS | 520 d (E60) | 07/03 - 03/10 | | | | | | | |
| Dieselmotor N47 D20A | 1995 | 4 | 120/130 KW 163/177 PS | 520 d Touring (E61) | 06/04- | | | | | | | |
| Dieselmotor N47 D20A | 1995 | 4 | 130 KW 177 PS | X3 2,0 d (E83) | 01/04- | | | | | | | |
| Dieselmotor N47S D20 D | 1995 | 4 | 150 kW (204 PS) | X1 (E84) xDrive 23 d | 10/09- | | | | | | | |

|  | ccm |  |  |  |  |  |  |  |  |  |  | |
|---|------|---|---|--|---|--|---|---|---|---|---|-------------|
| Dieselmotor N57 D30 A | 2993 | 6 | 155 kW (211 PS) | 3' (E90) 325 d, 330 d, 330 d xDrive 3' (E93) 325 d, 330 d 3' (E92) 325 d, 330 d, 330 d xDrive, 330 xd 3' (E91) 325 d, 330 d, 330 d xDrive 5' (F10) 525 d, 530 d, 530 d xDrive 5' GT(F07) 530 d, 530 d xDrive 5' (F11) 525 d, 530 d, 530 d xDrive 7' (F01, F02) 730 d, 730 d xDrive X5' (E70) xDrive 30 d X6' (E71) xDrive 30 d | 07/09-06/14 | 84,000 | 1,75 1,75 2,00 | 910 NIT S PVD 911 IF U 947 EX CR |  | 120 007 0057 00 | 1 | STD |
| Dieselmotor N57 D30 B | 2993 | 6 | 220 kW - 230 kW (299-313 PS) | 5' (F10) 535 d 5' (F10) 535 d xDrive 5' GT (F07) 535 d 5' GT (F07) 535 d xDrive 5' (F11) 535 d 7' (F01, F02) 740 d 7' (F01, F02) 740 d xDrive X5' (E70) xDrive 40 d X6' (E71) xDrive 40 d | 07/09-02/17 | | | | | | | |
| Dieselmotor N57 D30 C | 2993 | 6 | 280 kW (381 PS) | X5' (E70) M 50 d, 7' (F01, F02) 750 d xDrive, 5' (F10) M 550 d xDrive, X6' (E71) M 50 d, 5' (F11) M 550 d xDrive | 10/10- | | | | | | | |
| Motor M 10 B 16, E 21 114 | 1574 | 4 | 55 - 66 kW (75 - 90 PS) | 315, 316, 318 | 64-87 | 84,000 | 1,75 2,00 4,00 | 910 IF CR S 930 FE 777 CR S |  | 120 007 0011 00 21 | 1 | STD 0,50 |
| Motor 1,6 Ltr. | 1573 | 4 | 66/81 kW (90/110 PS) | 1800, 1800 ti | | 84,000 | 2,00 2,50 5,00 | 910 IF CR S 930 FE 777 CR S |  | 120 007 0004 00 | 1 | STD |












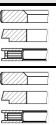




|  | ccm |  |  |  |  |  |  |  |  |  |  | |
|---|------|---|---|---|---|--|---|---|---|---|---|-------------|
| Dieselmotor M57 D30 (306D3) | 2993 | 6 | 145 kW (197 PS) | 5' (E61) 525 xd, 5' (E61) 525 d xDrive, 5' (E61) 525 d, 5' (E60) 525 xd, 5' (E60) 525 d xDrive, 5' (E60) 525 d, 3' (E91) 325 d, 3' (E92) 325 d, 3' (E93) 325 d, 3' (E90) 325 d | 09/06-12/13 | 84,000 | 2,50 2,00 2,00 | 910 CKS 931 P 947 EX NIT |  | 120 007 0036 00 | 1 | STD |
| Dieselmotor M57 D30 (306D3) | 2993 | 6 | 170 kW (231 PS) | 7' (E65, E66, E67) 730 Ld, 5' (E61) 530 xd, 5' (E61) 530 d, 5' (E60) 530 d, 5' (E60) 530 xd, 5' (E60) 530 d, 3' (E91) 330 xd, 3' (E91) 330 d, 3' (E90) 330 d, 3' (E92) 330 xd, 3' (E92) 330 d, 3' (E93) 330 d, 3' (E90) 330 xd, 3' (E90) 330 d | 07/03-12/13 | | | | | | | |
| Dieselmotor M57 D30 (306D3) | 2993 | 6 | 160 kW (218 PS) | X3' (E83) 3.0 d, X3' (E83) xDrive 30 d | 01/04-04/11 | | | | | | | |
| Dieselmotor M57 D30 (306D3) | 2993 | 6 | 155 kW (211 PS) | X5' (E70) 3.0 d, X3' (E83) xDrive 30 d, 7' (E65, E66, E67) 730 d, 5' (E61) 530 d, 5' (E60) 530 d, 3' (E92) 325 d, 3' (E93) 325 d | 10/02-04/11 | | | | | | | |
| Dieselmotor M57 D30 (306D3) | 2993 | 6 | 173 kW (235 PS) | X6' (E71, E72) xDrive 30 d, X6' (E71, E72) 30 d, X5' (E70) 3.0 d, 5' (E61) 530 xd, 5' (E61) 530 d xDrive, 5' (E61) 530 d, 5' (E60) 530 xd, 5' (E60) 530 d xDrive, 5' (E60) 530 d | 01/07-06/14 | | | | | | | |
| Dieselmotor M57 D 30 TUE | 2998 | 6 | 165 / 224 | 330 d + 530 d | | 84,000 | 2,50 2,00 3,00 | 910 CKS 931 P 947 EX NIT S |  | 120 007 0037 00 | 1 | STD |
| Dieselmotor M57 D30 (306D4), M57 D30 (306D5) | 2993 | 6 | 198 kW - 210 kW (269-286 PS) | 3' (E90) 335 d, 3' (E91) 335 d, 3' (E92) 335 d, 5' (E60) 535 d, 5' (E61) 535 d, 6' (E63) 635 d, 6' (E64) 635 d, X3' (E83) 3.0 sd, X5' (E70) 3.0 sd, X5' (E70) xDrive 35 d, X6' (E71, E72) xDrive 35 d | 09/06-12/11 | 84,000 | 2,50 2,00 2,00 | 910 CKS 911 IF P 947 EX NIT S |  | 120 007 0051 00 | 1 | STD |
| Dieselmotor M 47 D 20 | 1998 | 4 | 85 - 120 kW | 320 d | | 84,000 | 3,00 1,75 3,00 | 914 CR 911 IF U 947 EX NIT S |  | 120 007 0031 00 21 | 1 | STD 0,50 |
| Dieselmotor M 47 D 20 M 47 204 D1, M 47 204 D4 | 1951 | 4 | 85 - 120 kW (116 - 163 PS) | 120d, 318d, 320d, 520d | 97 - | 84,000 | 3,00 2,00 3,00 | 914 CR 931 P 947 EX NIT |  | 120 007 0034 00 21 | 1 | STD 0,50 |
| Dieselmotor M 57 D 30 M 57 N 306 D2 | 2926 | 6 | 130 - 142 kW 177 - 193 PS | 330 d, 530d, 730 d, X 5 | 99 - | | | | | | | |
| Dieselmotor M 67 D 40 | 3901 | 8 | 180 kW (245 PS) | 740d | 99 - 01 | | | | | | | |
| Dieselmotor M 47 N 204 D5 | 1995 | 4 | 120 kW 163 PS | 320 d, 520 d | 05 - | 84,000 | 3,00 2,00 2,00 | 914 CR 931 FE 947 EX NIT S |  | 120 007 0046 00 21 | 1 | STD 0,50 |
| Motor M 43 B 19 M 44 B 19 | 1895 | 4 | 87 - 103 kW 118 - 140 PS | 318i, 318Ci, 318Ti, Z 3 1.9 | 98 - | 85,000 | 1,20 1,50 2,00 | 910 IF NIT S 931 P 777 NIT S |  | 120 007 0032 00 | 1 | STD |
| Motor M 73 B 54 | 5379 | V12 | 240 kW (326 PS) | | | | | | | | | |
| Motor M 73 B 54 | 5379 | 12 | 240 / 326 | 750 i, 850 Ci | | 85,000 | 1,50 1,50 2,00 | 910 IF NIT S 931 P 777 NIT S |  | 120 007 0039 00 | 1 | STD |
| Motor S 50 B 30 | 2990 | 6 | 210 kW (286 PS) | M 3 | 92 - 98 | 86,000 | 1,20 1,50 | 910 IF NIT S 931 P |  | 120 007 0029 00 | 1 | STD |
| Motor S 50 B 30 US | 2990 | 6 | 180 kW (245 PS) | M 3 (USA) | 93-95 | | 2,00 | 777 NIT S |  | | | |



BMW

Globally reliable

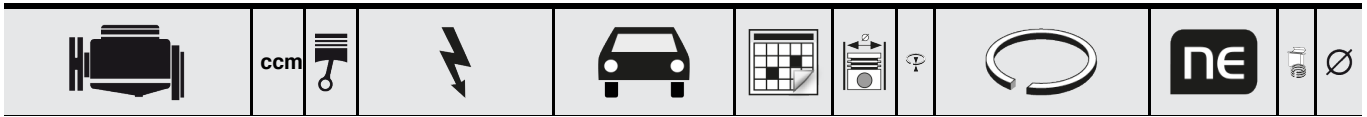
| | ccm | | | | | | | | | | | |
|--|------|-----|----------------------------------|--|-------------|--------|----------------------|--|--|-----------------|---|-----------------------------|
| Motor S 70 B 56 | 5576 | V12 | 279 kW (380 PS) | 850 CSi | -92 | 86,000 | 1,50 1,75 2,50 | 910 IF CR S 931 FE 777 NIT S | | 120 007 0028 00 | 1 | STD |
| Motor 128, M 30 B 28, -L | 2788 | 6 | 121 - 135 kW (165 - 184 PS) | 2800, 528, 528i, 628CSi, 728, 728i | 68-87 | 86,000 | 1,75 2,00 4,00 | 910 IF CR S 931 FE 777 CR S | | 120 007 0009 00 | 1 | STD 0,50 1,00 |
| Motor M 30 B 25 | 2494 | 6 | 106,5 - 110,5 kW 145 - 150 PS | 2500, 525, 525i, 728, 728i | 73-86 | | | | | | | |
| Motor S 50 B 32 US | 3201 | 6 | 180 kW (245 PS) | M 3 (USA) | -95 | 86,400 | 1,20 1,50 2,00 | 910 IF NIT S 931 FE 777 NIT S | | 120 007 0027 00 | 1 | STD |
| Motor N62 B40 A | 4000 | 8 | 225 kW (306 PS) | 5' (E60) 540 i, 7' (E65, E66, E67) 735 i, 7' (E65, E66, E67) 740 i, Li | 03/05-03/10 | 87,000 | 1,20 1,50 2,00 | 910 IF NIT S 931 FE 947 EX NIT S | | 120 007 0047 00 | 1 | STD |
| Motor S54 B32 (326S4) | 3246 | 6 | 235 kW - 265 kW (320-360 PS) | 3' (E46) M3 3.2, Z3' (E36) M 3.2, Z4' (E86) M 3.2, Z4' (E85) M 3.2 | 06/00-02/09 | | | | | | | |
| Motor M 60 B 40 | 3982 | V8 | 210 kW (286 PS) | 540 i, 740 i, 840 Ci | | 89,000 | 1,50 1,50 3,00 | 910 IF NIT S 931 FE 777 NIT S | | 120 007 0019 00 | 1 | STD |
| Motor M 60 B 40 | 3982 | V8 | 210 kW (286 PS) | 540 i, 740 i, 840i | 92 - 01 | 89,000 | 1,50 1,50 2,00 | 910 NIT S 931 FE 777 NIT S | | 120 007 0026 00 | 1 | STD 0,50 |
| Motor N63 B44 A | 4395 | 8 | 300 kW (408 PS) | 5 (F10) 550 i | 02/10- | 89,000 | 1,50 1,50 | 910 NIT S 931 P | | 120 007 0044 00 | 1 | STD 0,25 |
| Motor N63 B44 A | 4395 | 8 | 300 kW (408 PS) | 5 (F10) 550 i xDrive | 08/10- | | | 947 EX NIT S | | | | |
| Motor N63 B44 A | 4395 | 8 | 300 kW (408 PS) | 5 Gran Turismo (F07) 550 i | 09/08-05/12 | | | | | | | |
| Motor N63 B44 A | 4395 | 8 | 300 kW (408 PS) | 5 Gran Turismo (F07) 550 i xDrive | 04/09-06/12 | | | | | | | |
| Motor N63 B44 A | 4395 | 8 | 300 kW (408 PS) | 5 Touring (F11) 550 i | 09/10- | | | | | | | |
| Motor N63 B44 A | 4395 | 8 | 300 kW (408 PS) | 6 Cabriolet (F12) 650 i | 03/11 | | | | | | | |
| Motor N63 B44 A | 4395 | 8 | 298 kW (405 PS) | 6 Cabriolet (F12) 650 i xDrive | 09/11- | | | | | | | |
| Motor N63 B44 A | 4395 | 8 | 300 kW (408 PS) | 6 Coupe (F13) 650 i | 11/10- | | | | | | | |
| Motor N63 B44 A | 4395 | 8 | 300 kW (408 PS) | 6 Coupe (F13) 650 i xDrive | 06/11- | | | | | | | |
| Motor N63 B44 A | 4395 | 8 | 300 kW (408 PS) | 7 (F01, F02, F03, F04) 750 i | 10/08-12/15 | | | | | | | |
| Motor N63 B44 A | 4395 | 8 | 300 kW (408 PS) | 7 (F01, F02, F03, F04) 750 i, xDrive | 09/09-12/15 | | | | | | | |
| Motor N63 B44 A | 4395 | 8 | 342 kW (465 PS) | 7 (F01, F02, F03, F04) Active Hybrid 7 | 04/10-12/15 | | | | | | | |
| Motor N63 B44 A | 4395 | 8 | 298 kW (405 PS) | X5 (E70) xDrive 50 i | 09/09-06/13 | | | | | | | |
| Motor N63 B44 A | 4395 | 8 | 300 kW (408 PS) | X6 (E71, E72) 50 i | 05/08-06/14 | | | | | | | |
| Motor N63 B44 A | 4395 | 8 | 300 kW (408 PS) | X6 (E71, E72) ActiveHybrid | 01/09-10/11 | | | | | | | |
| Motor N63 B44 A | 4395 | 8 | 330 kW (449 PS) | X6 (E71, E72) M | 09/13-06/14 | | | | | | | |
| Motor N63 B44 A | 4395 | 8 | 300 kW (408 PS) | X6 (E71, E72) xDrive 50 i | 10/07-06/14 | | | | | | | |
| Motor M 30 B 30 M.E 7 | 2988 | 6 | 145 kW (197 PS) | 530 i, 730i | 86 - | 89,000 | 1,50 2,00 | 910 IF CR S 931 FE | | 120 007 0013 00 | 1 | STD 0,50 |
| Motor M 30 B 32 L.A | 3210 | 6 | 185,5 kW (252 PS) | 745 i | 09/81-82 | | 3,50 | 947 EX CR | | | | |
| Motor 120, 121, M 10 B 20, M 10 E 20, M 15 E 12 | 1990 | 4 | 73,5 - 125 kW 100 - 170 PS | 2000, 2000 ti, 2002, 2002ti, 2002 turbo 320, 320i, 520, 520i | 65 - 77 | 89,000 | 1,75 2,00 4,00 | 910 IF CR S 931 FE 777 CR S | | 120 007 0006 00 | 1 | STD 0,25 0,50 1,00 |
| Motor M 10 B 18 K - S | 1766 | 4 | 66 - 75 kW 90 - 102 PS | 316, 318, 518 | 75 - 87 | | | | | | | |
| Motor M 30 B 30 | 2985 | 6 | 136 - 147 kW 185 - 200 PS | 3.0, 530i, 630, 730, 730i | 73 - 86 | | | | | | | |
| Motor M 30 B 32 | 3210 | 6 | 132,5 - 145 kW 180 - 197 PS | 3.0, 633 CSi, 732i, 733i | 74 - 86 | | | | | | | |
| Motor | 4999 | 10 | 373 / 507 | M 5, M 6 | | 92,000 | 1,20 1,50 2,00 | 910 IF NIT S 931 P 947 EX NIT S | | 120 007 0040 00 | 1 | STD |
| Motor M 62 B 44 LEV | 4398 | 8 | 210 - 255 kW (286 - 347 PS) | 540 i, 740 i, 840 i, X 5 4.4i | 96 - | 92,000 | 1,50 1,50 2,00 | 910 NIT S 931 P 777 NIT S | | 120 007 0042 00 | 1 | STD |
| Motor M 30 B 34 MA, ME M 30 B 35 M E7 | 3430 | 6 | 136 - 160 kW (185 - 218 PS) | 535i, 635 CSi, 735i, | 85-93 | 92,000 | 1,50 2,00 3,50 | 910 IF CR S 931 FE 947 EX CR | | 120 007 0014 00 | 1 | STD 0,50 |

|  | ccm |  |  |  |  |  |  |  |  |  |  | |
|---|------|---|---|---|---|--|---|---|---|---|---|-------------|
| Motor B 36 | 3535 | 6 | 231 kW (315 PS) | M 5 | 88-91 | 93,400 | 1,50 1,50 2,50 | 910 IF CR S 931 P 777 NIT S |  | 120 007 0020 00 | 1 | STD |
| Motor M 20 B 35 (S38) | 3453 | 6 | 191 - 210 kW (260 - 286 PS) | M 635 CSi | 85-89 | 93,400 | 1,50 1,50 | 910 IF CR S 931 P |  | 120 007 0021 00 | 1 | STD |
| Motor S 14 B 23 | 2302 | 4 | 147/158 kW (200/215 PS) | M 3 | 85-89 | | 3,00 | 777 NIT S |  | | | |
| Motor M 30 B 35 L | 3453 | 6 | 160 kW (218 PS) | 535i, 635 CSi, 745i | 83-86 | 93,400 | 1,75 2,50 4,00 | 910 IF CR S 931 P 947 EX CR |  | 120 007 0025 00 20 | 1 | STD 0,40 |
| Motor S 38 B 38 | 3795 | 6 | 250 kW (340 PS) | M 5 | -92 | 94,600 | 1,50 1,50 2,50 | 910 IF CR S 931 P 777 NIT S |  | 120 007 0024 00 | 1 | STD |



Globally reliable

BMW MOTORRAD



**auf Anfrage / acc. request /
sur demande**

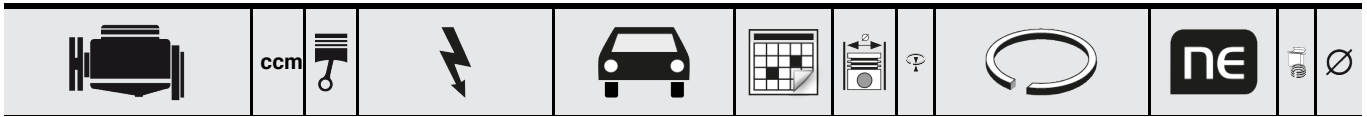


siehe / see / voir
Air Compressor

















CASE IH

Globally reliable



siehe / see / voir IHC-Case IH


|  | ccm |  |  |  |  |  |  |  |  |  |  | |
|---|-------|---|---|--|---|--|---|---|---|---|---|-----|
| Dieselmotor D 330 | 5740 | 4 | 100 kW (136 PS) | D 4, Truck 1670, Traktor, 922, 944, 950, 955, 966, Pipe Layer, Traxcavator 112 Grader | | 114,300 | 3,16 2,38 5,55 | 910 IF CR 911 IF FE 947 EX CR |  | 120 120 0001 00 | 1 | STD |
| Dieselmotor D 333 | 8662 | 6 | 152,5/ 201 kW (207/273 PS) | D 5, D 6, D 7 F, Traktor, 966, 977, Wheel Loader, Traxcavator, 12, 14 120 Motor Grader 561 Pipe Layer | | | | |  | | | |
| Dieselmotor 1673 C | | 4 | | | | 120,650 | 3,16 2,38 5,55 | 910 CR 911 IW P 947 EX CR |  | 120 120 0002 00 | 1 | STD |
| Dieselmotor 3304 | 6947 | 4 | 46-101 kW (62-137 PS) | | | | | | | | | |
| Dieselmotor 3304 | 7000 | 4 | 46-97 kW (62-130 PS) | Loader 931, 941, 950, 951, Traktor, D 3, D 4, D 5, Wheel Loader 910, 955 Skidder 518 | | | | | | | | |
| Dieselmotor 3306 | 10420 | 6 | 93-186 kW (126-252 PS) | Crawler Dozer D 7 F, Wheel Loader 980 B, Pipelayer 571 F, 572 F, Scraper, Wheel Loader 627, 637, Motor Grader 14 D | | | | | | | | |
| Dieselmotor 3306 | 10500 | 6 | 78-147 kW (106-200 PS) | Grader 12, Traktor D 5, D 6, 814, 816, Pipelayer 561, 571, Wheel Loader 966, Skidder 528 | 66- | | | | | | | |
| Dieselmotor D 330 C | | 4 | | | | | | | | | | |
| Dieselmotor D 333 C | | 4 | | | | | | | | | | |


































CHRYSLER

Globally reliable

| | ccm | | | | | | | | | | | |
|--|------|----|----------------------------------|--|-------------|---------|----------------------|--------------------------------------|--|-----------------------|---|-------------|
| Dieselmotor J8S-800 J8S-814 J8S-890 | 2068 | 4 | 44 - 65 kW 60 - 88 PS | CJ5 - CJ8 2.1 D Cherokee 2.1 | 83 - 95 | 86,000 | 2,25 2,00 3,00 | 910 IF CR 911 FE 947 EX CR | | 120 038 0009 00 | 1 | STD |
| Dieselmotor Renault J8S | 2068 | 4 | 59 - 64 kW 80 - 87 PS | Jeep Cherokee 2.1 TD | 06/89-03/92 | 86,000 | 2,50 2,50 4,00 | 914 CR 931 FE 947 EX CR | | 120 038 0031 00 21 | 1 | STD 0,50 |
| Dieselmotor Renault J8S | 2068 | 4 | 65 kW 88 PS | Jeep Cherokee Jeep Laredo | 91- | 86,000 | 2,50 2,50 3,00 | 914 CR 931 FE 947 EX CR | | 120 038 0032 00 | 1 | STD |
| Motor 2,4 Ltr. | 2429 | 4 | 105 kW 143 PS | PT Cruiser 2.4 | | 87,500 | 1,50 1,50 3,00 | 910 CR S IF 911 FE 777 CR S | | 120 080 0001 00 | 1 | STD |
| Motor | 2213 | 4 | 109 kW (148 PS) | Laser, Le Baron | 84-86 | 87,500 | 1,50 1,50 4,00 | 910 IF CR S 911 FE 777 CR S | | 120 080 0002 00 21 | 1 | STD 0,50 |
| Motor J5R-800 829, J6R, ZEJ | 1995 | 4 | 61 - 63 kW 85 - 86 PS | Laredo CJ5 - CJ8 2.0 | 83 - | 88,000 | 1,50 2,00 4,00 | 910 IF CR S 911 IF FE 777 CR S | | 120 038 0020 00 | 1 | STD |
| Motor Mitsubishi 6G72 | 2972 | V6 | 106 kW 144 PS | Voyager, Le Baron, Saratoga 3.0 | 89-96 | 91,100 | 1,50 1,50 4,00 | 910 CR S 911 CR 777 CR S | | 121 088 0038 00 21 | 6 | STD 0,50 |
| Dieselmotor RG | 2499 | 4 | 104 kW 141 PS | Voyager 2.5 CRD TD Cherokee 2.5 TD | 00 - | 92,000 | 2,50 1,50 2,00 | 914 CR 931 P 947 EX NIT S | | 120 052 0012 00 | 1 | STD |
| Dieselmotor VM HR 492 HTI | 2500 | 4 | 85 kW - 104 kW (116 - 141 PS) | Grand Cherokee 2.5 TD Voyager 2.5 TD | 95 - 99 | 92,000 | 2,50 2,00 4,00 | 914 CR 931 FE 947 EX CR | | 120 052 0002 00 | 1 | STD |
| Motor | 3300 | 6 | | Voyager | | 93,000 | 1,50 1,50 3,00 | 910 IF CR S 911 FE 777 CR S | | 120 080 0003 00 | 1 | STD |
| Dieselmotor Perkins 4.236 | 3866 | 4 | | Pick-up | 90 - | 98,480 | 2,38 2,38 4,74 | 910 IF CR 911 IF FE 947 EX FE | | 120 036 0021 00 | 1 | STD |
| Dieselmotor Perkins C4.40, T4.40 | 3990 | 4 | | Dodge AS 900, AS 950 | | 100,000 | 3,00 2,50 4,00 | 916 CR 911 FE 947 EX CR | | 120 036 0011 00 | 1 | STD |
| Dieselmotor Perkins 1006-6T, CC6.60 | 5985 | 6 | | Dodge AS 900, AS 950 | | 100,000 | 3,50 2,50 4,00 | 916 CR 930 P 947 EX CR IN | | 120 036 0012 00 | 1 | STD |

|  | ccm |  |  |  |  |  |  |  |  |  |  | |
|---|------|---|---|---|---|--|---|---|---|---|---|---------------------|
| Dieselmotor FHZ (F13DTE5) | 1248 | 4 | 55 kW (75 PS) | NEMO 1.3 HDi 75 | 10/10- | 69,600 | 1,50 1,50 2,00 | 910 CKS 911 P 947 EX NIT S |  | 120 020 0015 00 20 23 | 1 | STD 0,40 0,60 |
| Motor TU 9, TU 9 M, TU 9 Z, XV 8 | 954 | 4 | 33 kW (45 PS) | AX, SAXO, Visa, C 15 | 87- | 70,000 | 1,50 1,50 3,00 | 910 IF CR S 911 FE 777 CR S |  | 120 037 0003 00 | 1 | STD |
| Motor 108 C, LNA, XV 8 | 954 | 4 | 32 - 35 kW (44 - 48 PS) | AX 10, Visa 10 | 83-89 | 70,000 | 2,00 2,00 4,00 | 910 IF CR 931 P 948 EX P |  | 120 037 0001 00 | 1 | STD |
| Motor 1KR-FE | 998 | 3 | 50 kW 68 PS | C1 1.0i | 10 - | 71,000 | 1,00 1,00 1,50 | 910 NIT S 911 FE 777 CR S |  | 121 096 0002 00 21 | 3 | STD 0,50 |
| Motor TU 1 JP | 1124 | 4 | 44 kW 60 PS | C 2, C 3, Saxo | 00 - | 72,000 | 1,50 1,50 2,50 | 910 CR S 931 P 777 CR S |  | 120 037 0054 00 | 1 | STD |
| Motor TU 1 K, M, Z | 1124 | 4 | 44 kW 60 PS | AX, BX, ZX, C15, Beringo, Saxo | 88 - 97 | 72,000 | 1,50 2,00 3,00 | 910 IF CR S 930 FE 777 CR S |  | 120 037 0006 00 | 1 | STD |
| Motor 109/5, XW 7 | 1124 | 4 | 37 kW (50 PS) | LNA, Visa, BX 11 | 82-88 | 72,000 | 1,50 2,00 4,00 | 910 IF CR S 930 FE 777 CR S |  | 120 037 0009 00 | 1 | STD |
| Dieselmotor 8HR (DV4C) | 1398 | 4 | 50 kW (68 PS) | C3 II 1.4 HDi 70 | 11/09- | 73,700 | 2,50 | 922 CKS |  | 120 037 0002 00 21 | 1 | STD 0,50 |
| Dieselmotor 8HR (DV4C) | 1398 | 4 | 50 kW (68 PS) | DS3 1.4 HDi 70 | 04/10- | | 1,95 2,00 | 911 IF U 947 EX CKS |  | | | |
| Dieselmotor 8 HX, 8 HY, DV4 TD D4V TED 4 | 1398 | 4 | 40 - 66 kW 54 - 90 PS | C 1, C 2, C 3, Xsara 1.4 HDi | 02 - | 73,700 | 2,50 1,95 2,50 | 916 CR 911 IF U P 947 EX NIT S |  | 120 037 0056 00 | 1 | STD |
| Motor | 602 | 2 | 21/23,5 kW (28,5/32 PS) | 2 CV 6, Dyane 6, AMI 6, AMI 8 | | 74,000 | 1,50 2,00 | 910 IF CR S 931 FE |  | 120 011 0001 00 | 1 | STD |
| Motor | 1015 | 4 | 41 kW (56 PS) | AMI Super, Super 6, Break GS, MMS 4, AMF 2, GSX, GSX 2 | | | 4,00 | 777 CR S |  | | | |
| Motor G 11/631 | 1129 | 4 | 40,5/41 kW (55/56 PS) | GSA, GSX, Oltcit, Axel | 77-86 | 74,000 | 1,75 2,00 | 910 IF CR S 931 FE |  | 120 011 0002 00 | 1 | STD |
| Motor M 28-1 | 602 | 2 | 18-23 kW (24,5-31 PS) | 2 CV 6, Dyane, Mehari, FAF, AK 400, Fourgonette, Acadiane | 68-91 | | 3,50 | 777 CR S |  | | | |
| Motor E1A | 1118 | 4 | 40 kW (54 PS) | C15 1.1 | 84 - 96 | 74,000 | 1,75 2,00 4,00 | 910 IF CR S 931 FE 777 CR S |  | 120 011 0010 00 | 1 | STD |
| Motor EB2 | 1199 | 3 | 60 kW (82 PS) | C1 II 1.2 VTi 82 | 04/14- | 75,000 | 1,00 1,00 | 910 NIT S 931 S P |  | 120 037 0016 00 | 1 | STD |
| Motor EB2 | 1199 | 3 | 60 kW (82 PS) | C3 II 1.2 VTi 82 | 06/12- | | 2,00 | 947 EX NIT S |  | | | |
| Motor EB2 | 1199 | 3 | 60 kW (82 PS) | C4 CACTUS 1.2 VTi 82 | 09/14- | | | | | | | |
| Motor EB2 | 1199 | 3 | 60 kW (82 PS) | DS3 1.2 VTi 82 | 01/13- | | | | | | | |
| Motor EB2 | 1199 | 3 | 60 kW (82 PS) | DS3 Cabriolet 1.2 VTi 82 | 01/13- | | | | | | | |
| Motor EB2 M | 1199 | 3 | 53 kW (72 PS) | C-ELYSEE 1.2 VTi 72 | 11/12- | | | | | | | |
| Motor 4A92 | 1590 | 4 | 86 kW (117 PS) | C4 AIRCROSS 1.6 | 04/12- | 75,000 | 1,00 1,20 2,00 | 910 NIT S 931 P 777 NIT S |  | 121 088 0008 00 | 4 | STD |
| Motor KFU - ET3J4 | 1360 | 4 | 65 kW 88 PS | C 2, C 3 + Peugeot 307 + 1007 | 2004 - | 75,000 | 1,20 1,50 2,50 | 910 IF NIT S 931 ES FE 777 NIT S |  | 120 037 0059 00 | 1 | STD |
| Motor TU 3 JP, TU 3 JP L4 | 1361 | 4 | 55 kW 75 PS | C 2, C 3, Saxo, Xsara, ZX, Berlingo | 96 - | 75,000 | 1,50 1,50 2,50 | 910 IF CR S 931 P 777 CR S |  | 120 037 0055 00 | 1 | STD |
| Motor TU 3 A, TU 3 M, K 2 D | 1361 | 4 | 44 - 55 kW (60 - 75 PS) | AX, BX, Berlingo, C15, ZX | 88- | 75,000 | 1,75 2,00 3,00 | 910 IF CR S 931 FE 777 CR S |  | 120 037 0038 00 | 1 | STD |
| Motor XY 8 | 1360 | 4 | 59 kW (80 PS) | Visa, GT | 83-86 | 75,000 | 1,75 2,00 4,00 | 910 IF CR S 931 FE 777 CR S |  | 120 038 0018 00 | 1 | STD |
| Dieselmotor TUD 3 | 1361 | 4 | 37 - 39 kW (50 - 53 PS) | AX, | 89-94 | 75,000 | 2,25 1,75 3,00 | 910 CR 911 FE 946 EX |  | 120 037 0005 00 | 1 | STD |

|  | ccm |  |  |  |  |  |  |  |  |  |  | |
|---|------|---|---|---|---|--|---|---|---|---|---|----------|
| Dieselmotor 9HC (DV6C) | 1560 | 4 | 85 kW (115 PS) | C4 Grand Picasso II 1.6 HDi / BlueHDi 115, C4 Picasso II 1.6 HDi / BlueHDi 115 | 02/13 | 75,000 | 2,50 1,95 2,00 | 922 CKS 931 P 947 EX CKS |  | 120 037 0061 00 21 | 1 | STD 0,50 |
| Dieselmotor 9HD (DV6C) | 1560 | 4 | 84 kW (114 PS) | C3 Picasso 1.6 HDi 115 | 01/13- | | | | | | | |
| Dieselmotor 9HH (DV6DUM), 9HM (DV6UC) | 1560 | 4 | 66 kW (90 PS) | JUMPY 1.6 HDi 90 8V | 01/07- | | | | | | | |
| Dieselmotor 9HH (DV6DUM), 9HM (DV6UC) | 1560 | 4 | 66 kW (90 PS) | JUMPY Kasten 1.6 HDi 90 8V | 01/07- | | | | | | | |
| Dieselmotor 9HL (DV6C) | 1560 | 4 | 84 kW (114 PS) | BERLINGO Kasten (B9) 1.6 HDi 115 | 07/10- | | | | | | | |
| Dieselmotor 9HL (DV6C) | 1560 | 4 | 84 kW (114 PS) | C4 AIRCROSS 1.6 HDi 115 | 04/12- | | | | | | | |
| Dieselmotor 9HL (DV6C) | 1560 | 4 | 84 kW (114 PS) | C4 AIRCROSS 1.6 HDi 115 AWC | 05/12- | | | | | | | |
| Dieselmotor 9HL (DV6C) | 1560 | 4 | 84 kW (114 PS) | DS3 1.6 HDi 115 | 08/12- | | | | | | | |
| Dieselmotor 9HL (DV6C) | 1560 | 4 | 84 kW (114 PS) | DS4 1.6 HDi 115 | 08/12- | | | | | | | |
| Dieselmotor 9HL (DV6C), 9HR (DV6C) | 1560 | 4 | 82 kW (112 PS) | BERLINGO (B9) 1.6 HDi 110 | 07/10- | | | | | | | |
| Dieselmotor 9HL (DV6C), 9HR (DV6C) | 1560 | 4 | 82 kW (112 PS) | BERLINGO Kasten (B9) 1.6 HDi 110 | 07/10- | | | | | | | |
| Dieselmotor 9HL (DV6C), 9HR (DV6C) | 1560 | 4 | 82 kW (112 PS) | C4 Grand Picasso I (UA_) 1.6 HDi 110 | 09/10- | | | | | | | |
| Dieselmotor 9HP (DV6DTED) | 1560 | 4 | 68 kW (92 PS) | BERLINGO Kasten (B9) 1.6 HDi 90 | 07/10- | | | | | | | |
| Dieselmotor 9HP (DV6DTED) | 1560 | 4 | 68 kW (92 PS) | C3 II 1.6 HDi | 11/09- | | | | | | | |
| Dieselmotor 9HP (DV6DTED) | 1560 | 4 | 68 kW (92 PS) | C3 Picasso 1.6 HDi 90 | 07/10- | | | | | | | |
| Dieselmotor 9HP (DV6DTED) | 1560 | 4 | 68 kW (92 PS) | C4 Grand Picasso II 1.6 HDi 90 | 09/13- | | | | | | | |
| Dieselmotor 9HP (DV6DTED) | 1560 | 4 | 68 kW (92 PS) | C4 II (B7) 1.6 HDi 90 | 11/09- | | | | | | | |
| Dieselmotor 9HP (DV6DTED) | 1560 | 4 | 68 kW (92 PS) | C4 Picasso II 1.6 HDi 90 | 02/13- | | | | | | | |
| Dieselmotor 9HP (DV6DTED) | 1560 | 4 | 68 kW (92 PS) | DS3 1.6 HDi 90 | 11/09- | | | | | | | |
| Dieselmotor 9HP (DV6DTED) | 1560 | 4 | 69 kW (92 PS) | DS3 Cabriolet 1.6 HDi 90 | 01/13- | | | | | | | |
| Dieselmotor 9HP (DV6DTED) | 1560 | 4 | 68 kW (92 PS) | DS4 1.6 HDi 90 | 05/11- | | | | | | | |
| Dieselmotor 9HR (DV6C) | 1560 | 4 | 84 kW (114 PS) | BERLINGO (B9) 1.6 HDi 115 | 07/10- | | | | | | | |
| Dieselmotor 9HR (DV6C) | 1560 | 4 | 82 kW (112 PS) | C3 II 1.6 HDi 110 | 11/09- | | | | | | | |
| Dieselmotor 9HR (DV6C) | 1560 | 4 | 82 kW (112 PS) | C3 Picasso 1.6 HDi 110 | 05/10- | | | | | | | |
| Dieselmotor 9HR (DV6C) | 1560 | 4 | 82 kW (112 PS) | C4 II (B7) 1.6 HDi 110 | 11/09- | | | | | | | |
| Dieselmotor 9HR (DV6C) | 1560 | 4 | 84 kW (114 PS) | C4 II (B7) 1.6 HDi 115 | 07/12- | | | | | | | |
| Dieselmotor 9HR (DV6C) | 1560 | 4 | 82 kW (112 PS) | C4 Picasso I (UD_) 1.6 HDi 110 | 09/10- | | | | | | | |
| Dieselmotor 9HR (DV6C) | 1560 | 4 | 82 kW (112 PS) | C5 III (RD_) 1.6 HDi 110 | 07/10- | | | | | | | |
| Dieselmotor 9HR (DV6C) | 1560 | 4 | 84 kW (114 PS) | C5 III (RD_) 1.6 HDi 115 | 01/12- | | | | | | | |
| Dieselmotor 9HR (DV6C) | 1560 | 4 | 82 kW (112 PS) | C5 III Break (TD_) 1.6 HDi 110 | 07/10- | | | | | | | |
| Dieselmotor 9HR (DV6C) | 1560 | 4 | 84 kW (114 PS) | C5 III Break (TD_) 1.6 HDi 115 | 01/12- | | | | | | | |
| Dieselmotor 9HR (DV6C) | 1560 | 4 | 82 kW (112 PS) | DS3 1.6 HDi 110 | 11/09- | | | | | | | |
| Dieselmotor 9HR (DV6C) | 1560 | 4 | 82 kW (112 PS) | DS4 1.6 HDi 110 | 04/11- | | | | | | | |
| Dieselmotor 9HR (DV6C) | 1560 | 4 | 82 kW (112 PS) | DS5 1.6 HDi 110 | 11/11- | | | | | | | |






|  | ccm |  |  |  |  |  |  |  |  |  |  | |
|---|------|---|---|--|---|--|---|---|---|---|---|-------------|
| Dieselmotor 9HY (DV6TED4) 9HZ (DV6TED4) | 1560 | 4 | 80 kW (109 PS) | C4 Coupe (LA_) 1.6 HDi | 11/04- | 75,000 | 3,00 1,95 2,50 | 916 CKS 931 ES P 947 EX NIT S |  | 120 037 0062 00 21 | 1 | STD 0,50 |
| Dieselmotor 9HY (DV6TED4) 9HZ (DV6TED4) | 1560 | 4 | 80 kW (109 PS) | C4 Grand Picasso I (UA_) 1.6 HDi | 10/06- | | | | | | | |
| Dieselmotor 9HY (DV6TED4) 9HZ (DV6TED4) | 1560 | 4 | 80 kW (109 PS) | C4 I (LC_) 1.6 HDi | 11/04- | | | | | | | |
| Dieselmotor 9HY (DV6TED4) 9HZ (DV6TED4) | 1560 | 4 | 80 kW (109 PS) | C4 Picasso I (UD_) 1.6 HDi | 02/07- | | | | | | | |
| Dieselmotor 9HY (DV6TED4) 9HZ (DV6TED4) | 1560 | 4 | 80 kW (109 PS) | C4 Stufenheck 1.6 HDi | 07/06- | | | | | | | |
| Dieselmotor 9HY (DV6TED4) 9HZ (DV6TED4) | 1560 | 4 | 80 kW (109 PS) | C5 II (RC_) 1.6 HDi (RC8HZB) | 09/04- | | | | | | | |
| Dieselmotor 9HY (DV6TED4) 9HZ (DV6TED4) | 1560 | 4 | 80 kW (109 PS) | C5 II Break (RE_) 1.6 HDi (RE8HZB) | 09/04- | | | | | | | |
| Dieselmotor 9HY (DV6TED4) 9HZ (DV6TED4) | 1560 | 4 | 80 kW (109 PS) | XSARA PICASSO (N68) 1.6 HDi | 05/04- | | | | | | | |
| Dieselmotor 9HZ (DV6TED4) | 1560 | 4 | 80 kW (109 PS) | BERLINGO (B9) 1.6 HDi 110 | 04/08- | | | | | | | |
| Dieselmotor 9HZ (DV6TED4) | 1560 | 4 | 80 kW (109 PS) | BERLINGO (MF) 1.6 HDi 110 | 08/05- | | | | | | | |
| Dieselmotor 9HZ (DV6TED4) | 1560 | 4 | 80 kW (109 PS) | BERLINGO Kasten (B9) 1.6 HDi 110 | 04/08- | | | | | | | |
| Dieselmotor 9HZ (DV6TED4) | 1560 | 4 | 80 kW (109 PS) | C2 (JM_) 1.6 HDi | 09/05- | | | | | | | |
| Dieselmotor 9HZ (DV6TED4) | 1560 | 4 | 80 kW (109 PS) | C3 I (FC_) 1.6 16V HDi | 09/05- | | | | | | | |
| Dieselmotor 9HZ (DV6TED4) | 1560 | 4 | 80 kW (109 PS) | C3 Picasso 1.6 HDi | 02/09- | | | | | | | |
| Dieselmotor 9HZ (DV6TED4) | 1560 | 4 | 80 kW (109 PS) | C5 III (RD_) 1.6 HDi | 02/08- | | | | | | | |
| Dieselmotor 9HZ (DV6TED4) | 1560 | 4 | 80 kW (109 PS) | C5 III Break (TD_) 1.6 HDi | 02/08- | | | | | | | |
| Motor 5FN (EP6CDT) | 1598 | 4 | 110 kW (165 PS) | C5 III 1.6 THP 150 | 04/09- | 77,000 | 1,20 1,20 2,00 | 910 IF PVD S 931 P 947 EX CR |  | 120 037 0071 00 | 1 | STD |
| Motor 5FV (EP6CDT) | 1598 | 4 | 115 kW (156 PS) | C4 Picasso 1.6 THP 155, C4 Grand Picasso 1.6 THP 155, C4 II 1.6 THP 155, C5 III 1.6 THP 155, DS3 1.6 THP 155, DS3 Cabriolet 1.6 THP 155, DS4 1.6 THP 155, DS5 1.6 THP 155 | 09/10- | | | | | | | |
| Motor 5GZ (EP6FDT) | 1598 | 4 | 121 kW (165 PS) | DS5 1.6 THP 165 Hybrid, DS5 1.6 THP 165, DS4 1.6 THP 165, DS3 Cabriolet 1.6 THP 165, DS3 1.6 Turbo, DS3 1.6 THP 165, C4 Picasso II 1.6 THP 165, C4 Grand Picasso II 1.6 THP 165 | 01/12- | | | | | | | |
| Motor 5FK (EP6CB) | 1598 | 4 | 72 kW (98 PS) | BERLINGO (B9) 1.6 VTi 95 | 07/10- | 77,000 | 1,20 1,50 2,00 | 910 IF PVD S 931 P 947 EX CR |  | 120 037 0070 00 21 | 1 | STD 0,50 |
| Motor 5FU (EP6CDTX) | 1598 | 4 | 147 kW (200 PS) | DS3 1.6 Racing | 02/11 - 07/15 | | | | | | | |
| Motor R/V 06/630 | 652 | 2 | 26,5 kW (36 PS) | LNA, Visa, A 4x4 | 78-06/82 | 77,000 | 1,50 2,00 | 910 IF CR S 930 FE |  | 120 011 0008 00 | 1 | STD |
| Motor R/V 06/644-M29 | 652 | 2 | 25 kW (34 PS) | Axel, Oltcit | 06/82-90 | | 3,00 | 777 CR S |  | | | |
| Motor | 652 | 2 | | LNA, Visa, Spezial, Club, GS 1220/Break, GS/Club/Pallas, GSX2 GS | | 77,000 | 1,75 2,00 4,00 | 910 CR S 930 FE 947 EX FE |  | 120 011 0003 00 | 1 | STD |
| Motor G 12 | 1198 | 4 | 43,50 kW (59 PS) | | 72 - 80 | | | | | | | |
| Dieselmotor TUD 5, ATMO | 1527 | 4 | 42 kW (57 PS) | AX, Saxo, Xsara, ZX | 95 - 03 | 77,000 | 2,00 1,75 3,00 | 910 CR S 911 IF U P 947 EX CR |  | 120 037 0026 00 20 | 1 | STD 0,40 |
| Motor NFP (EC5) | 1587 | 4 | 85 kW (115 PS) | C3 1.6, C-ELYSEE 1.6 VTi 115 | 11/12- | 78,500 | 1,00 1,20 2,00 | 910 IF NIT S 931 S P 947 EX NIT S |  | 120 037 0068 00 21 | 1 | STD 0,50 |


















CITROËN



















Globally reliable

| | ccm | | | | | | | | | | | |
|--|------|---|-------------------------------|--|---------|--------|----------------------|------------------------------------|--|-----------------------------------|---|-----------------------------|
| Motor NFU, NFX, TU 5 JP 4 | 1587 | 4 | 80 kW (109 PS) | C 2, C 3, C 4, Saxo, Xsara | 96 - | 78,500 | 1,20 1,50 2,50 | 910 CR S 931 P 777 NIT S | | 120 037 0052 00 | 1 | STD |
| Motor TU5 JP | 1587 | 4 | 65 kW 88 PS | Saxo, Xsara, ZX | 96 - 98 | 78,500 | 1,50 1,50 3,00 | 910 IF CR S 931 P 777 NIT S | | 120 037 0043 00 21 | 1 | STD 0,50 |
| Dieselmotor XUD 7, 161 A | 1769 | 4 | 44 kW (60 PS) | Visa, C 17 D, C 15 D, Xsara, BX, Berlingo, ZX | 84-97 | 80,000 | 2,00 2,00 3,00 | 910 CR S 911 FE 947 EX CR | | 120 037 0022 00 21 28 29 | 1 | STD 0,50 0,80 1,00 |
| Dieselmotor TUD 3 | | 4 | | AX | | 80,000 | 2,25 1,75 3,00 | 910 CR 911 FE 947 EX CR | | 120 037 0039 00 | 1 | STD |
| Dieselmotor XUD 7 TE | 1769 | 4 | 66 kW (90 PS) | BX 19, Visa | 88-94 | 80,000 | 3,00 2,00 3,00 | 914 CR 911 FE 947 EX CR | | 120 037 0027 00 | 1 | STD |
| Dieselmotor DT17TED4 | 2720 | 6 | 150 kW (204 PS) | C5 III (RD_) 2.7 HDi | 02/08- | 81,000 | 2,00 | 910 IF CKS | | 120 037 0028 00 | 1 | STD |
| Dieselmotor DT17TED4 | 2720 | 6 | 150 kW (204 PS) | C5 III Break (TD_) 2.7 HDi | 02/08- | | 2,00 | 911 IF U P 947 EX NIT S | | 21 | | 0,50 |
| Dieselmotor DT17TED4 | 2720 | 6 | 150 kW (204 PS) | C6 (TD_) 2.7 HDi | 09/05- | | | | | | | |
| Dieselmotor DW 8, DW 8 B, WJY, WJZ | 1868 | 4 | 51 - 68 kW (71 - 92 PS) | Berlingo, Dispatch, Jumpy, Xsara, C 15, Expert, Partner, 206, 306, all 1.9 D | 97 - | 82,200 | 2,00 2,00 3,00 | 910 CR S 931 P 947 EX CR | | 120 011 0015 00 21 | 1 | STD 0,50 |
| Motor EW7J4 | 1749 | 4 | 85 / 116 | Xsara Picasso 1.8 16V | | 82,700 | 1,20 1,50 2,00 | 910 NIT S IF 931 P 777 NIT S | | 120 011 0016 00 | 1 | STD |
| Motor XU 5 M, 180 A | 1580 | 4 | 58/65 kW (79/89 PS) | BX, Visa, ZX | 84-97 | 83,000 | 1,50 | 910 IF CR S | | 120 037 0024 00 | 1 | STD |
| Motor XU 9 M, XU 9J D2A, D2C, D2E, D2F, D61A, D6E | 1905 | 4 | 80 - 90 kW (109 - 122 PS) | BX, Evasion, ZX | 94- | | 1,50 1,50 4,00 | 931 P 777 CR S | | | | |
| Motor | 1580 | 4 | 65 kW 88 PS | Xantia, ZX | 93 - 01 | 83,000 | 1,50 | 910 IF CR S | | 120 037 0025 00 | 1 | STD |
| Motor XU 7 JP 4 | 1761 | 4 | 66 - 85 kW (90 - 116 PS) | Berlingo, Evasion, Xantia, Xsara, ZX | 93 - | | 3,00 | 931 P 777 CR S | | | | |
| Motor XU 9 J 4/J 4Z | 1905 | 4 | 115 kW 158 PS | BX 19 GTI | 88-93 | | | | | | | |
| Motor 171 BZ, XU 5 S | 1580 | 4 | 59-69 kW (80-94 PS) | BX 16, BX 15 | 84- | 83,000 | 1,75 | 910 IF CR S | | 120 037 0017 00 | 1 | STD |
| Motor XU 52 C | 1580 | 4 | 68/69 kW (92/94 PS) | BX 16 | 89-92 | | 1,75 4,00 | 931 FE 777 CR S | | | | |
| Dieselmotor XUD 9, XUD 9 A | 1905 | 4 | 48-52 kW (65 - 71 PS) | Expert, Jumpy, Jumper, Berlingo, Xsara, BX, ZX, C25, Xantia, Relay, Dispatch, Evasion, Exprt | 91- | 83,000 | 2,00 2,00 3,00 | 910 CR S 911 P 947 EX CR | | 120 037 0023 00 15 21 29 | 1 | STD 0,25 0,50 1,00 |
| Motor XUD 9 TE + TF | 1905 | 4 | 66 kW 90 PS | Xantia, Xsara, ZX, Synergie, Chassis, Despatch, Relay Box, Evasion, BX 1.9 TD | 93 - | 83,000 | 3,00 2,00 3,00 | 914 CR 911 P 947 EX CR | | 120 037 0044 00 | 1 | STD |
| Dieselmotor XUD 9 TF + TE | 1905 | 4 | 66 kW (90 PS) | Jumpy, Xantia, Xsara, ZX, Synergie, Chassis, Relay Box, Dispatch 1.9 TD | 10/95- | 83,000 | 3,50 2,00 3,00 | 914 CR 911 P 947 EX CR | | 120 037 0029 00 21 | 1 | STD 0,50 |
| Motor XM 7 T | 1795 | 4 | 51 kW 69 PS | C 25 | 81 - | 84,000 | 1,50 2,00 4,00 | 910 IF CR S 930 FE 777 CR S | | 120 037 0012 00 | 1 | STD |
| Dieselmotor DT20C | 2992 | 6 | 177 kW (241 PS) | C5 III (RD_) 3.0 HDi 240 | 04/09- | 84,000 | 2,00 | 910 IF CKS | | 120 037 0060 00 | 1 | STD |
| Dieselmotor DT20C | 2992 | 6 | 177 kW (241 PS) | C5 III Break (TD_) 3.0 HDi 240 | 04/09- | | 2,00 | 911 IF U | | 21 | | 0,50 |
| Dieselmotor DT20C | 2992 | 6 | 177 kW (241 PS) | C6 (TD_) 3.0 HDi | 04/09- | | 2,00 | 947 EX NIT S | | | | |
| Motor EW 10 J4 - RFN EW 10 L3, EW 10 L4 | 1998 | 4 | 97 - 101 kW (132 - 137 PS) | C 4, C 5, C 8, Evasion, XSARA, Jumpy | 98 - | 85,000 | 1,20 1,50 2,50 | 910 IF NIT S 931 P 777 NIT S | | 120 037 0051 00 | 1 | STD |

|  | ccm |  |  |  |  |  |  |  |  |  |  | |
|---|------|---|---|---|---|--|---|---|---|---|---|--------------|
| Dieselmotor AHW (DW10FC) | 1997 | 4 | 133 kW (180 PS) | CITROËN DS5 2.0 BlueHdi 180 | 08/13- | 85,000 | 2,00 2,00 | 913 CDS 911 IF U |  | 120 037 0064 00 | 1 | STD |
| Dieselmotor AHY (DW10CE) from Orga-no. 13014 | 1997 | 4 | 72 kW (98 PS) | CITROËN JUMPY 2.0 HDi 95 | 07/11- | | 2,00 | 947 EX NIT S |  | | | |
| Dieselmotor AHZ (DW10CD) from Orga-no. 13014 | 1997 | 4 | 94 kW (128 PS) | CITROËN JUMPY 2.0 HDi 125 | 07/11- | | | | | | | |
| Dieselmotor DW10FUC | 1997 | 4 | 120 kW (163 PS) | CITROËN JUMPER 2.0 BlueHdi 160 | 07/15- | | | | | | | |
| Dieselmotor DW10FUD | 1997 | 4 | 96 kW (130 PS) | CITROËN JUMPER 2.0 BlueHdi 130 | 07/15- | | | | | | | |
| Dieselmotor DW10FUE | 1997 | 4 | 81 kW (110 PS) | CITROËN JUMPER 2.0 BlueHdi 110 | 07/15- | | | | | | | |
| Dieselmotor RHD (DW10CB), RHD (DW10CTED4) from Orga-no. 13014 | 1997 | 4 | 100 kW (136 PS) | CITROËN C8 (EA_ EB_) 2.0 HDi 135 | 03/06- | | | | | | | |
| Dieselmotor RHE (DW10CTED4), RHH (DW10CTED4) from Orga-no. 13014 | 1997 | 4 | 120 kW (163 PS) | CITROËN C8 (EA_ EB_) 2.0 HDi 165 | 03/06- | | | | | | | |
| Dieselmotor RHH (DW10CTED4) from Orga-no. 13014 | 1997 | 4 | 120 kW (163 PS) | C4 Picasso 2.0 HDi | 07/09- | | | | | | | |
| Dieselmotor RHH (DW10CTED4) from Orga-no. 13014 | 1997 | 4 | 120 kW (163 PS) | CITROËN DS5 2.0 HDi 165 | 11/11- | | | | | | | |
| Dieselmotor RHH (DW10CTED4) from Orga-no. 13014 | 1997 | 4 | 120 kW (163 PS) | CITROËN JUMPY 2.0 HDi 165 | 07/10- | | | | | | | |
| Dieselmotor 4HL (DW12C) | 2179 | 4 | 150 kW (204 PS) | CITROËN C5 III (RD_) 2.2 HDi 200 | 07/10- | 85,000 | 2,50 2,00 | 916 CKS 911 IF U |  | 120 037 0067 00 | 1 | STD |
| Dieselmotor 4HN (DW12MTED4) from Orga-no. 12166 | 2179 | 4 | 115 kW (156 PS) | CITROËN C-CROSSER (EP_) 2.2 HDi | 02/07- | | 2,00 | 947 EX NIT S |  | | | |
| Dieselmotor AHY (DW10CE) till Orga-No. 13013 | 1997 | 4 | 72 kW (98 PS) | JUMPY 2.0 HDi 95 | 07/11- | | | | | | | |
| Dieselmotor AHZ (DW10CD) till Orga-No. 13013 | 1997 | 4 | 94 kW (128 PS) | JUMPY 2.0 HDi 125 | 07/11- | | | | | | | |
| Dieselmotor DW10CB till Orga-no. 13013 | 1997 | 4 | 100 kW (136 PS) | CITROËN DS5 2.0 HDi 135 | 11/11- | | | | | | | |
| Dieselmotor RHH (DW10CTED4) till Orga-No. 13013 | 1997 | 4 | 120 kW (163 PS) | JUMPY 2.0 HDi 165 | 07/10- | | | | | | | |
| Dieselmotor XUD 11 ATE | 2088 | 4 | 80 kW (109 PS) | XM D 12 Turbo, 91- | | 85,000 | 3,00 2,00 | 914 CR 911 FE |  | 120 037 0030 00 | 1 | STD |
| Dieselmotor XUD 11 BTE, XUD 11 ATE/L | 2088 | 4 | 80 kW (109 PS) | XM, Xantia | 07/95- | | 3,00 | 947 EX CR |  | | | |
| Dieselmotor 4HN (DW12MTED4) till Orga-no. 11612 | 2179 | 4 | 115 kW (156 PS) | CITROËN C-CROSSER (EP_) 2.2 HDi | 02/07- | 85,000 | 3,50 2,00 | 916 CKS 911 IF U |  | 120 037 0065 00 | 1 | STD |
| Dieselmotor 4HT (DW12BTED4) | 2179 | 4 | 125 kW (170 PS) | CITROËN C5 III (RD_) 2.2 HDi | 02/08- | | 3,00 | 947 EX CR |  | 21 23 | | 0,50 0,60 |
| Dieselmotor RHH (DW10CTED4) till Orga-no. 12132 | 1997 | 4 | 120 kW (163 PS) | C4 Picasso | 09/10- | 85,000 | 3,50 2,00 | 916 CKS 911 IF U |  | 120 037 0066 00 | 1 | STD |
| Dieselmotor RHH (DW10CTED4) till Orga-no. 12132 | 1997 | 4 | 120 kW (163 PS) | C5 III 2.0 HDi 165 | 04/09- | | 3,00 | 947 EX NIT S |  | | | |
| Motor 4B11 | 1998 | 4 | 108 kW - 110 kW (147-150 PS) | C4 AIRCROSS 2.0, C-CROSSER 2.0 | 11/10- | 86,000 | 1,20 1,20 2,00 | 910 IF CR S 931 P 777 CR S |  | 121 088 0103 00 | 4 | STD |
| Motor EW 12 J4 | 2230 | 4 | 116 kW 158 PS | C8 | 02 - | 86,000 | 1,50 2,50 | 910 CR S 931 P 777 CR S |  | 120 011 0017 00 | 1 | STD |
| Motor XU 10 J 4 RS | 1998 | 4 | 123 kW (167 PS) | Xsara 2.0, 16V VTS, Xantia 2.0i 16V SX, Evasion 2.0i 16V X | 98- | 86,000 | 1,50 1,50 3,00 | 910 IF CR S 931 P 777 CR S |  | 120 037 0045 00 | 1 | STD |
| Motor XU 10 2 C, XU 10 J 2, XU 10 J 4 + R | 1998 | 4 | 84 - 114 kW (114 - 155 PS) | Evasion, Jumper, Xantia, Xsara, XM, ZX | 94- | 86,000 | 1,50 1,75 3,00 | 910 IF CR S 931 FE 777 CR S |  | 120 037 0031 00 | 1 | STD |
| Motor M 20-615/30 N | 1985 | 4 | 75 kW (102 PS) | CX 2000, Break, Normale, Super, Pallas, Confort | | 86,000 | 1,75 2,00 4,00 | 910 IF CR S 931 FE 777 CR S |  | 120 011 0005 00 | 1 | STD |
| Motor C 35 | 1985 | 4 | | ID 19 F, DS 19 A, ID 20, DS 20, D-Super, D-special | | 86,000 | 2,00 2,00 5,00 | 910 CR S 931 FE 947 EX FE |  | 120 011 0011 00 | 1 | STD |

|  | ccm |  |  |  |  |  |  |  |  |  |  | |
|---|------|---|---|--|---|--|---|---|---|---|---|-----------------------------|
| Dieselmotor 4HG (P22DTE), 4HH (P22DTE), 4HJ (P22DTE) | 2198 | 4 | 81 kW - 110 kW (110-150 PS) | JUMPER III 2.2 HDi 110,130,150 RELAY 2.2 HDi 110,130,150 | 07/11- | 86,000 | 2,00 2,00 2,00 | 910 CKS 931 P 947 EX NIT S |  | 120 021 0072 00 21 | 1 | STD 0,50 |
| Dieselmotor XUD 11 A | 2138 | 4 | 61 kW (83 PS) | XM D 12 | 90- | 86,000 | 2,50 2,00 3,00 | 910 IF CR 911 FE 947 EX CR |  | 120 037 0032 00 | 1 | STD |
| Motor 159 A 3.000 | 1580 | 4 | 58 kW 79 PS | Junpy | 95 - | 86,400 | 1,50 2,00 3,94 | 910 IF CR S 931 P 777 CR S |  | 120 020 0021 00 | 1 | STD |
| Motor ES9J4 | 2946 | 6 | 152 kW (207 PS) | Xantia 2.9 24V | | 87,000 | 1,50 1,50 3,00 | 910 IF CR S 931 P 777 NIT S |  | 120 037 0050 00 | 1 | STD |
| Motor 4B12 | 2360 | 4 | 125 kW (170 PS) | C-CROSSER ENTERPRISE 2.4 16V, C-CROSSER 2.4 16V | 08/08- | 88,000 | 1,20 1,20 2,00 | 910 IF CR S 931 P 777 CR S |  | 121 088 0104 00 21 | 4 | STD 0,50 |
| Motor XN 1 T | 1971 | 4 | 56,5 kW (78 PS) | C 25 | 81-94 | 88,000 | 1,50 2,00 4,00 | 910 IF CR S 911 FE 777 CR S |  | 120 037 0007 00 | 1 | STD |
| Motor 829.A5, J 6 RA | 1995 | 4 | 75/78 kW (102/106 PS) | CX | 79-91 | 88,000 | 1,75 2,00 4,00 | 910 IF CR S 931 FE 777 CR S |  | 120 011 0012 00 | 1 | STD |
| Motor J 6 TA | 2165 | 4 | 84,5 kW (115 PS) | CX 22 | 85-91 | | | | | | | |
| Motor M 22-617/33 N | 2175 | 4 | 81/88,5 kW (110/120 PS) | CX 2200 | 74-76 | 90,000 | 2,00 2,00 5,00 | 910 CR S 930 FE 777 CR S |  | 120 011 0004 00 | 1 | STD |
| Dieselmotor B 22/615 | 2175 | 4 | 46 kW (62 PS) | C 35 | 74- | 90,000 | 2,00 2,00 4,00 | 910 CR S 930 FE 947 EX CR |  | 120 011 0006 00 | 1 | STD |
| Dieselmotor M 22/621 | 2175 | 4 | 48,5 kW (66 PS) | CX 2200 | 74-78 | | | | | | | |
| Dieselmotor DJ5 | 2446 | 4 | 63 kW 86 PS | Jumper 2.5D | 94 - | 92,000 | 2,25 2,00 3,00 | 910 CR 931 P 947 EX CR |  | 120 037 0047 00 | 1 | STD |
| Dieselmotor DK 5 ATE, T 8 A, THZ, THY | 2446 | 4 | 76 - 96 kW 103 - 130 PS | Jumper, XM, VSX | 94 - | 92,000 | 3,00 1,75 3,50 | 914 CR 911 P 947 EX CR |  | 120 037 0040 00 21 | 1 | STD 0,50 |
| Dieselmotor DJ5T | | | 95 kW (107 PS) | Jumper 2.5TD | | 92,000 | 3,50 2,00 3,00 | 916 CR 931 P 947 EX CR |  | 120 037 0048 00 | 1 | STD |
| Dieselmotor DJ5TED | 2446 | 4 | 96 kW (130 PS) | Relay TD | | | | | | | | |
| Dieselmotor DJ 5TED, THX | 2446 | 4 | 95 kW (129 PS) | | | | | | | | | |
| Dieselmotor DJ 5TED, THX | 2446 | 4 | 79 kW 107 PS | Jumper | 94 - | 92,000 | 3,50 2,00 3,50 | 916 CR 931 P 947 EX CR |  | 120 037 0053 00 21 | 1 | STD 0,50 |
| Motor ZPJ, ZPJ4 | | 6 | | XM 30, XM V6.24 Pallas | | 93,000 | 1,50 1,75 3,50 | 910 IF CR S 931 FE 777 CR S |  | 120 037 0037 00 | 1 | STD |
| Dieselmotor M 25.629 | 2499 | 4 | 55 kW (75 PS) | CX 2500 Diesel, Pallas, Confort, Familiale, Super Break, Reflex, | | 93,000 | 2,00 2,00 4,00 | 910 CR S 930 FE 777 CR S |  | 120 011 0009 00 | 1 | STD |
| Dieselmotor M 25/659 | 2500 | 4 | 101,5 kW (138 PS) | CX 25 Prestige, GTI, Pallas IE | | 93,000 | 2,00 2,00 3,50 | 910 CR S 930 FE 777 CR S |  | 120 011 0013 00 | 1 | STD |
| Dieselmotor U 25.661 | 2499 | 4 | 55 kW 75 PS | C 25 | 81 - 87 | 93,000 | 2,00 2,00 4,00 | 910 CR S 911 P 947 EX CR |  | 120 037 0041 00 21 | 1 | STD 0,50 |
| Dieselmotor B 25, M 25, U 25, CRD 93, M 22 | 2499 | 4 | 51 - 55 kW (70 - 75 PS) | CX, C 25, C 35, C 40, C 45, | 78-94 | 93,000 | 2,50 2,00 4,00 | 910 CR 911 P 947 EX CR |  | 120 037 0035 00 | 1 | STD |
| Dieselmotor M22/629 | 2500 | 4 | 55 kW (75 PS) | CX 2500 | | 93,000 | 3,00 2,00 4,00 | 914 CR 911 P 947 EX CR |  | 120 011 0014 00 | 1 | STD |
| Motor | 2347 | 4 | 84,5/ 95,5 kW (115/130 PS) | DS 23, DS 23 inj., CX 2400, Prestige, Super, Pallas, Break, Familiale, Reflex | | 93,500 | 2,00 2,00 4,00 | 910 CR 930 FE 947 EX FE |  | 120 011 0007 00 | 1 | STD |
| Dieselmotor XD 3 P | 2498 | 4 | 51,5 - 56 kW 70 - 76 PS | SXD | 85 - | 94,000 | 2,00 2,00 4,00 | 910 CR S 930 FE 947 EX CR |  | 120 037 0014 00 20 23 29 | 1 | STD 0,40 0,60 1,00 |
| Dieselmotor 8140 43 S. 125 TCA | 2798 | 4 | 90 kW 122 PS | Jumper | 97 - | 94,400 | 2,50 2,00 2,50 | 914 CR 931 P 947 EX NIT S |  | 120 020 0051 00 20 23 | 1 | STD 0,40 0,60 |
| Dieselmotor 8140.63 | 2798 | 4 | 64 kW 87 PS | Jumper TD | 99 - | 94,400 | 3,00 2,00 2,50 | 914 CR 931 P 947 EX NIT S |  | 120 020 0052 00 20 23 | 1 | STD 0,40 0,60 |

|  | ccm |  |  |  |  |  |  |  |  |  |  | |
|---|------|---|---|---|---|---|---|---|---|---|---|-------------|
| Dieselmotor F1CE0481D (F30DT) | 2999 | 4 | 116 kW (157 PS) | JUMPER 3.0 HDi 160 | 09/06- | 95,800 | 2,50 | 914 CKS |  | 120 020 0007 00 20 | 1 | STD 0,40 |
| Dieselmotor F1CE3481N | 2999 | 4 | 107 kW (146 PS) | JUMPER 3.0 HDi 145 | 07/10- | | 2,00 2,50 | 911 FE 947 EX NIT S | | | | |

|  |  |  |  |  |  |  |  |  |  |  |  | |
|---|---|---|---|---|---|--|---|---|---|---|---|-----|
| Aircompressor | | | | Aircompressor | | 70,000 | 1,50 1,50 3,00 | 911 FE 911 FE 948 FE |  | 120 300 0038 00 | 1 | STD |
| Dieselmotor 3B2.9 | 2900 | 3 | | BN 25, CD 85, CN 96 | | 102,000 | 2,38 2,38 4,00 | 910 CR P 911 IF P 947 EX CR |  | 120 008 0003 00 | 1 | STD |
| Dieselmotor 4B3.9, 4-390 | 3900 | 4 | | | | | | | | | | |
| Dieselmotor 6B5.9, 6-590 | 5900 | 6 | | | | | | | | | | |
| Dieselmotor ISB 6BT5.9, 6T-590, 6BTA5.9 | 5900 | 6 | | Dodge RAM | 99 - 02 | 102,000 | 3,00 2,38 4,00 | 914 CR 911 IF P 947 EX CR |  | 120 008 0001 00 | 1 | STD |
| Dieselmotor 3BT2.9 | 2900 | 3 | | BN 25, CD 85, CN 96 | | | | | | | | |
| Dieselmotor 4BT3.9, 4T-390, 4BTA3.9 | 3900 | 4 | | | | | | | | | | |
| Dieselmotor QSB6.7 | 6702 | 6 | 97 kW - 205 kW (132-279 PS) | JCB FASTTRAC 2155, JCB FASTTRAC 2170 | 01/10- | 107,000 | 3,00 2,50 3,50 | 914 CKS 911 IF U CR 947 EX CR P |  | 120 008 0002 00 | 1 | STD |
| Dieselmotor 6 CT 8.3 | 8267 | 6 | | Bus + Truck | | 114,000 | 3,50 3,00 4,00 | 914 IW CR 917 IWU P 947 EX NIT S |  | 120 008 0004 00 | 1 | STD |
| Dieselmotor 6 CT | 8267 | 6 | | Bus + Truck | | 114,000 | 3,50 3,00 4,00 | 914 IW CR 911 IF U P 947 EX NIT S |  | 120 008 0005 00 | 1 | STD |




















| | ccm | | | | | | | | | | | |
|-----------------------|------|---|---------------------------|---|--------|--------|----------------------|---|--|-----------------------|---|-------------|
| Motor 688-09 | 1108 | 4 | 40 kW | 1210 | 65 - | 70,000 | 1,75 2,00 3,50 | 910 IF CR S 930 FE 777 CR S | | 120 038 0007 00 | 1 | STD |
| Motor H4B.400 | 898 | 3 | 66 kW (90 PS) | LOGAN II TCe 90, LOGAN MCV II TCe 90, SANDERO II TCe 90 | 10/12- | 72.200 | 1,20 1,50 2,00 | 910 IF NIT S PVD 931 CR 777 NIT S PVD | | 120 038 0021 00 21 | 1 | STD 0,50 |
| Motor H5F.402 | 1197 | 4 | 85 kW (115 PS) | DOKKER 1.2 TCe, DOKKER Express 1.2 TCe 115, LODGY 1.2 TCe | 03/12- | | | | | | | |
| Motor H5F.404 | 1197 | 4 | 92 kW (125 PS) | DUSTER 1.2 TCe 125 4x4 | 06/15- | | | | | | | |
| Motor 810/25/26/29/03 | 1289 | 4 | 27 - 44 kW 37 - 60 PS | 1300, 1310 | 70 - | 73,000 | 1,75 2,00 4,00 | 910 CR S 911 FE 777 CR S | | 120 038 0008 00 | 1 | STD |
| Motor C1J | 1397 | 4 | 50 kW | 1410 | 70 - | 76,000 | 1,75 2,00 4,00 | 910 IF CR S 931 FE 777 CR S | | 120 038 0010 00 | 1 | STD |
| Dieselmotor K9K.612 | 1461 | 4 | 55 kW (75 PS) | DOKKER 1.5 dCi | 11/12- | 76,000 | 2,00 | 910 IF CKS | | 120 038 0014 00 21 | 1 | STD 0,50 |
| Dieselmotor K9K.612 | 1461 | 4 | 55 kW (75 PS) | DOKKER Express 1.5 dCi | 12/12- | | 2,50 | 911 IF U P 947 EX NIT S | | | | |
| Dieselmotor K9K.612 | 1461 | 4 | 66 kW (90 PS) | LOGAN II 1.5 dCi | 10/12- | | | | | | | |
| Dieselmotor K9K.612 | 1461 | 4 | 55 kW (75 PS) | LOGAN MCV II 1.5 dCi | 02/13- | | | | | | | |
| Dieselmotor K9K.612 | 1461 | 4 | 66 kW (90 PS) | LOGAN MCV II 1.5 dCi | 02/13- | | | | | | | |
| Dieselmotor K9K.612 | 1461 | 4 | 55 kW (75 PS) | SANDERO II 1.5 dCi | 10/12- | | | | | | | |
| Dieselmotor K9K.612 | 1461 | 4 | 66 kW (90 PS) | SANDERO II 1.5 dCi | 10/12- | | | | | | | |
| Dieselmotor K9K.790 | 1461 | 4 | 48 kW (65 PS) | LOGAN (LS_) 1.5 dCi (LS0J, LS0Y) | 09/05- | | | | | | | |
| Dieselmotor K9K.792 | 1461 | 4 | 50 kW (68 PS) | LOGAN (LS_) 1.5 dCi (LS0K) | 01/06- | | | | | | | |
| Dieselmotor K9K.792 | 1461 | 4 | 50 kW (68 PS) | LOGAN EXPRESS (FS_) 1.5 dCi (FS0K) | 03/09- | | | | | | | |
| Dieselmotor K9K.792 | 1461 | 4 | 50 kW (68 PS) | LOGAN MCV (KS_) 1.5 dCi (KS0K) | 02/07- | | | | | | | |
| Dieselmotor K9K.792 | 1461 | 4 | 50 kW (68 PS) | LOGAN Pick-up (US_) 1.5 dCi (US0K) | 03/08- | | | | | | | |
| Dieselmotor K9K.792 | 1461 | 4 | 50 kW (68 PS) | SANDERO 1.5 dCi | 11/08- | | | | | | | |
| Dieselmotor K9K.796 | 1461 | 4 | 63 kW (86 PS) | DUSTER 1.5 dCi | 04/10- | | | | | | | |
| Dieselmotor K9K.796 | 1461 | 4 | 63 kW (86 PS) | LOGAN (LS_) 1.5 dCi (LS0W) | 09/07- | | | | | | | |
| Dieselmotor K9K.796 | 1461 | 4 | 63 kW (86 PS) | LOGAN EXPRESS (FS_) 1.5 dCi (FS0W) | 03/09- | | | | | | | |
| Dieselmotor K9K.796 | 1461 | 4 | 63 kW (86 PS) | LOGAN MCV (KS_) 1.5 dCi (KS0W) | 09/07- | | | | | | | |
| Dieselmotor K9K.796 | 1461 | 4 | 63 kW (86 PS) | LOGAN Pick-up (US_) 1.5 dCi (US0W) | 03/08- | | | | | | | |
| Dieselmotor K9K.796 | 1461 | 4 | 63 kW (86 PS) | SANDERO 1.5 dCi | 11/08- | | | | | | | |
| Motor K4 M K 4 J | 1598 | 4 | 79 kW 107 PS | Logan 1.6 16V + LPG | 06- | 79,500 | 1,20 1,50 2,50 | 910 CR S 931 P 777 NIT S | | 120 038 0043 00 | 1 | STD |
| Motor K 7 J | 1390 | 4 | 55 kW 75 PS | Logan 1,4 MPI EURO 4, Sandero 1.4 + LPG | 05 - | 79,500 | 1,50 1,50 2,50 | 910 NIT S 931 P 777 CR S | | 120 038 0042 00 21 | 1 | STD 0,50 |
| Motor K 7 M K 4 M | 1598 | 4 | 64 - 79 kW 87 - 107 PS | Logan 1,6 MPI EURO 4, Sandero 1.6 + LPG | 05- | | | | | | | |



DAEWOO - CHEVROLET (GM)

Globally reliable

| | ccm | | | | | | | | | | |
|--|-------------|--------|--------------------------------|--|------------------------|--------|----------------------|------------------------------------|--|---|--|
| Motor 4EA B10S Motor LQ5 | 995 1150 | 4 4 | 49 kW - 67 PS 53 kW (72 PS) | Tico, Matiz AVEO Stufenheck (T250, T255) 1.2 | 06 - 07 03/06-12/07 | 68,500 | 1,20 1,20 2,50 | 910 CR S IF 911 FE 777 CR S | | 120 309 0003 00 21 | 1 STD 0,50 |
| Motor 3EA | 800 | 3 | | | | 68,500 | 1,20 1,20 2,50 | 910 IF CR S 911 P 777 CR S | | 121 309 0001 00 21 | 3 STD 0,50 |
| Motor 3EA, YES, F6B, F8C | 796 | 3 | 38 kW (52 PS) | Matiz, Tico, Cielo | 98 - 02 | 68,500 | 1,20 1,50 2,80 | 910 NIT S 911 FE 777 NIT S | | 120 309 0002 00 21 | 1 STD 0,50 |
| Dieselmotor LDV | 1248 | 4 | 55 kW (75 PS) | AVEO Schrägheck (T300) 1.3 D | 07/11- | 69,600 | 1,50 | 910 CKS | | 120 020 0015 00 | 1 STD 0,40 |
| Dieselmotor LDV | 1248 | 4 | 55 kW (75 PS) | AVEO Stufenheck (T300) 1.3 D | 07/11- | | 2,00 | 911 P 947 EX NIT S | | 20 23 | 0,60 |
| Dieselmotor LSF | 1248 | 4 | 70 kW (95 PS) | AVEO Schrägheck (T300) 1.3 D | 07/11- | | | | | | |
| Dieselmotor LSF | 1248 | 4 | 70 kW (95 PS) | AVEO Stufenheck (T300) 1.3 D | 07/11- | | | | | | |
| Motor LMU | 1206 | 4 | 55 kW - 62 kW (75-84 PS) | AVEO 1.2, SPARK 1.2 LPG, SPARK 1.2 | 01/08- | 69,700 | 1,20 1,20 2,00 | 910 IF CR S 911 P 777 CR S | | 121 309 0008 00 15 21 | 4 STD 0,25 0,50 |
| Motor A14NET | 1364 | 4 | 103 kW (140 PS) | CRUZE (J300) 1.4 | 09/10- | 72,500 | 1,20 | 910 IF NIT S | | 120 035 0008 00 | 1 STD |
| Motor A14NET / B14NET | 1364 | 4 | 103 kW (140 PS) | TRAX 1.4 LPG | 04/13- | | 1,20 2,00 | 931 P 777 NIT S | | | |
| Motor LUJ | 1364 | 4 | 103 kW (140 PS) | AVEO Schrägheck (T300) 1.4 Turbo | 08/13- | | | | | | |
| Motor LUJ | 1364 | 4 | 103 kW (140 PS) | CRUZE Schrägheck (J305) 1.4 | 06/12- | | | | | | |
| Motor LUJ | 1364 | 4 | 103 kW (140 PS) | CRUZE Station Wagon (J308) 1.4 | 08/12- | | | | | | |
| Motor LUJ | 1364 | 4 | 103 kW (140 PS) | ORLANDO (J309) 1.4 | 06/12- | | | | | | |
| Motor LUJ | 1364 | 4 | 103 kW (140 PS) | TRAX 1.4 | 12/12- | | | | | | |
| Motor LUJ | 1364 | 4 | 103 kW (140 PS) | TRAX 1.4 AWD | 12/12- | | | | | | |
| Motor A 12 XEL | 1229 | 4 | 51 kW (69 PS) | AVEO 1.2, SONIC 1.2 | 03/11 | 73,400 | 1,20 | 910 NIT S | | 120 035 0017 00 21 | 1 STD 0,50 |
| Motor A 12 XER | 1229 | 4 | 63 kW (86 PS) | AVEO 1.2, SONIC 1.2, SPIN 1.2 | 03/11- | | 1,20 2,00 | 931 P 777 NIT S | | | |
| Motor A 14 XER | 1398 | 4 | 74 kW (100 PS) | AVEO 1.4, CRUZE 1.4, SONIC 1.4 | 03/11- | | | | | | |
| Motor 1.4L S-TEC III L4 16V DOHC | 1390 | 4 | 76 kW (103 PS) | Chevrolet Sail 1.4 16V | 01/10- | 73,800 | 1,20 1,20 2,00 | 910 IF NIT S 931 P 777 NIT S | | 121 309 0009 00 15 21 | 4 STD 0,25 0,50 |
| Motor A13DM A14DM | 1349 | 4 | | | | 76,500 | 1,50 1,50 | 910 IF CR S 931 FE | | 120 035 0043 00 15 21 | 1 STD 0,25 0,50 |
| Motor A15DM A15MF | 1498 | 4 | 61 - 66 kW 70 - 90 PS | LeMans, Lanos, Espero, Cielo, Nubira, Nexia, Racer 1.5i | 97 - 01 | | 3,00 | 777 CR S | | 26 29 | 0,75 1,00 |
| Motor NP960, DG 76, A15MF | 1498 | 4 | 51 - 66 kW 70 - 90 PS | Lanos, Espero, Cielo, Nubira, LeMans, Nexia, Racer 1.5i | | | | | | | |
| Motor 1,5 ltr. | 1498 | 4 | | AVEO 1,5 ltr. | | 76,500 | 1,50 1,50 2,00 | 910 CR P S 931 FE 777 CR S | | 121 309 0005 00 21 | 4 STD 0,50 |
| Motor 4 NB D MT 5 HB D AT + MT | 1399 | 4 | 69 kW 94 PS | Kalos 1.4, Lacetti 1.4, Aveo 1.4 | | 77,900 | 1,20 1,50 2,50 | 910 CR S 930 FE 777 CR S | | 120 309 0004 00 | 1 STD |
| Motor LPG 1.6, C16LZ2 A16DM, A16MF | 1598 | 4 | 55 kW - 75 PS | Lanos, Nubira, Espero, Racer 1.6i | | 79,000 | 1,20 1,50 3,00 | 910 CR S 931 P 777 CR S | | 120 035 0035 00 21 29 | 1 STD 0,50 1,00 |
| Motor | 1598 | 4 | 80 kW - 109 PS | Lacetti 1.6, Rezzo 1.6 | | 79,000 | 1,20 1,50 2,50 | 910 CR S 931 P 777 CR S | | 120 035 0046 00 21 29 | 1 STD 0,50 1,00 |
| Motor | 1796 | 4 | 89 kW 121 PS | Lacetti 1.8, Viva 1.8 | | 80,500 | 1,20 1,20 2,00 | 910 NIT S IF 931 P 777 NIT S | | 120 035 0044 00 15 21 26 29 | 1 STD 0,25 0,50 0,75 1,00 |
| Motor T18SED | 1800 | 4 | | Excele 1.8, 3BOX RV | | 80,500 | 1,20 1,20 2,00 | 910 IF NIT S 931 P 777 CR S | | 121 309 0007 00 21 | 4 STD 0,50 |
| Motor E-TEC II 1.4 | 1398 | 1 | | Optra | | 81,600 | 1,20 1,50 3,00 | 910 NIT S IF 931 FE 777 CR S | | 120 021 0055 00 | 1 STD |














|  | ccm |  |  |  |  |  |  |  |  |  |  | |
|---|------|---|---|---|---|--|---|---|---|---|---|---------------------|
| Motor E-TEC II | 1799 | 4 | 85 kW 115 PS | Nubira | 2003... | 81,600 | 1,50 1,50 3,00 | 910 IF CR S 931 FE 777 CR S |  | 120 035 0038 00 21 | 1 | STD 0,50 |
| Motor 1.8 E-TEC II | 1799 | 4 | 90 kW 122 PS | Tosca, Epica, Lacetti | 2006 - | 82,000 | 1,20 1,20 2,00 | 910 NIT S 931 FE 777 NIT S |  | 121 309 0006 00 | 4 | STD |
| Dieselmotor LBS | 1956 | 4 | 118 kW (160 PS) | MALIBU (V300) 2.0 D | 04/12- | 83,000 | 1,50 1,50 2,00 | 910 CDS P 931 ES P 947 EX NIT S |  | 120 035 0007 00 21 | 1 | STD 0,50 |
| Dieselmotor | 1991 | 4 | 89 - 121 kW 110 - 150 PS | Lacetti, Captiva, Nubira, Espero 2.0 Diesel | 06 - 11 | 83,000 | 2,00 2,00 2,00 | 910 NIT S 931 FE 947 EX NIT |  | 120 309 0014 00 | 1 | STD |
| Motor C18LE | 1796 | 4 | 66 - 70 kW 90 - 95 PS | Espero 1.8i, Leganza 1.8i | 94...02 | 84,800 | 1,50 1,50 3,00 | 910 IF CR S 931 FE 777 CR S |  | 120 035 0031 00 21 29 | 1 | STD 0,50 1,00 |
| Motor C 22 SED X 22S E | 2198 | 4 | 100 - 105 kW 136 - 143 PS | Leganza 2.2i | 98 - | 86,000 | 1,50 1,50 3,00 | 910 IF CR S 931 P 777 CR S |  | 120 035 0032 00 21 29 | 1 | STD 0,50 1,00 |
| Motor D-TEC, LPG 2.0, C20NE, C20SE | 1998 | 4 | 85 kW 116 PS | Prince, Nubira, Espero 2.0i, Rezzo 2.0 | 93 - 94 | | | | | | | |
| Dieselmotor OM 601 D 23 | 2299 | 4 | 58 - 60 kW 79 - 82 PS | Korando Musso | 93 - | 89,000 | 2,50 2,00 3,00 | 910 IF CR 931 FE 947 EX CR |  | 120 010 0031 00 21 | 1 | STD 0,50 |
| Dieselmotor OM 602 D 29 | 2874 | 5 | 70 kW 95 PS | Korando Musso | 90 - | | | |  | 25 | | 0,70 |
| Dieselmotor OM 602 DE 29 LA | 2874 | 5 | 95 kW 129 PS | Korando | 96 - 00 | | | | | | | |






























DAF

Globally reliable

| | ccm | | | | | | | | | | | |
|---|------|---|-------------------------------|--|----------|---------|--------------------------------------|---|--|-----------------------------------|---|-----------------------------|
| Dieselmotor DJ 5 T | 2446 | 4 | 76 - 96 kW 103 - 130 PS | LDV, 400 | 96 - | 92,000 | 3,00 1,75 3,50 | 914 CR 911 P 947 EX CR | | 120 037 0040 00 21 | 1 | STD 0,50 |
| Dieselmotor XD 3 P | 2498 | 4 | 51,5-56 kW (70-76 PS) | Serie 400EN | | 94,000 | 2,00 2,00 4,00 | 910 CR S 930 FE 947 EX CR | | 120 037 0014 00 20 23 29 | 1 | STD 0,40 0,60 1,00 |
| Dieselmotor XD 3 T | 2498 | 4 | 71 kW (96 PS) | Serie 400ET | 89 - | 94,000 | 3,00 2,00 4,00 | 914 CR 911 FE 947 EX CR | | 120 037 0018 00 20 23 | 1 | STD 0,40 0,60 |
| Dieselmotor 400 D | 2500 | 4 | | BN 25, CD 85, CD 96 | 89 - | 102,000 | 2,38 2,38 4,00 | 910 CR P 911 IF P 947 EX CR | | 120 008 0003 00 | 1 | STD |
| Dieselmotor CD 85, CN 95, CT 97 L | 5880 | 6 | 86 - 97 kW 115 - 132 PS | CD 85, DN 96 | 88 - | | | | | | | |
| Dieselmotor CT 108 L | 5880 | 6 | 95 - 120 kW (130 - 163 PS) | 45.150 | 91 - | 102,000 | 3,00 2,39 4,00 | 914 CR 911 P 947 EX CR | | 120 013 0012 00 | 1 | STD |
| Dieselmotor DF 615, DT 615, DTD 615 | 6170 | 6 | 45-123,5 kW (61-168 PS) | Serie 900, 1000, 1200, 1400, 1600 | 66-83 | 104,175 | 2,50 2,50 2,50 6,00 6,00 | 910 CR P 911 P 911 P 946 EX P 946 P | | 120 013 0008 00 | 1 | STD |
| Dieselmotor DT 615, DTD 615 | 6170 | 6 | 57-123,5 kW (77,5- 168 PS) | A 1600 DF/DT/FT, 1200 FA/FT, 1400 FA/FT, DSD, 1500, 1600, 1690, 1700 | 66-78 | | | | | | | |
| Dieselmotor DNS 620 | 6239 | 6 | 156 kW (212 PS) | Baureihe 1900 | 87-12/90 | 104,175 | 3,00 2,50 | 914 CR 911 P | | 120 013 0009 00 | 1 | STD |
| Dieselmotor DNT 620, DN 620 | 6239 | 6 | 116/132 kW (158/180 PS) | Serie 1100, 1300, 1700 | 86-12/90 | | 4,00 | 947 EX CR | | | | |
| Dieselmotor DNT 620, NT 133 | 6239 | 6 | 132 kW (180 PS) | FA 1300, FA 1700, NT | 90-93 | | | | | | | |
| Dieselmotor DH825 | 8250 | 6 | 115-184 kW (156-250 PS) | 1602, 2000, 2005, 2100, 2105, 2205, 2525, 2300 2305 2500 2505 | | 118,000 | 3,00 3,00 3,00 6,00 | 910 CR 911 P 911 P 947 EX CR | | 120 013 0002 00 | 1 | STD |
| Dieselmotor 825- - DHB, DU, DHDT, DHS, DHT, DHU, DH, | 8250 | 6 | 71 - 184 kW 96,5 - 250 PS | FA, FAR, FT, FTT, 2000, 2005, 2100, 2105, 2200, 2300, 2305, 2505, 2525 | 71- | 118,000 | 3,50 3,00 3,00 6,00 | 914 CR 911 P 911 P 947 EX CR | | 120 013 0003 00 | 1 | STD |
| Dieselmotor PF 183M, PF 212M, PF 235M | 9186 | 6 | 183 - 235 kW 249 - 320 PS | F75-CF250, F75-CF290, F75-CF320 | 98 - | 118,000 | 3,50 3,00 4,00 | 914 CR 911 P 947 EX CR | | 120 013 0011 00 | 1 | STD |
| Dieselmotor RS 180, 200, 222, | 8650 | 6 | 222 kW (302 PS) | FA 75.300 | 92-96 | | | | | | | |

|  | ccm |  |  |  |  |  |  |  |  |  |  | | |
|---|-------|---|---|--|---|--|---|---|---|---|---|-----|--|
| Dieselmotor MX 265 | 12900 | 6 | 265 kW (360 PS) | CF 85 FA 85.360, CF 85 FAC 85.360, CF 85 FAD 85.360, CF 85 FAG 85.360, CF 85 FAN 85.360, CF 85 FAR 85.360, CF 85 FAS 85.360, CF 85 FAT 85.360, CF 85 FAX 85.360, CF 85 FT 85.360, CF 85 FTG 85.360, CF 85 FTR 85.360, CF 85 FTS 85.360, CF 85 FTP 85.360, CF 85 FTT 85.360 | 10/06-05/13 | 130,000 | 3,00 2,50 3,00 | 914 IF CKS CR S 911 IFU NIT P 947 EX CKS |  | 120 013 0015 00 | 1 | STD | |
| Dieselmotor MX 300 | 12900 | 6 | 300 kW (408 PS) | XF 105 FTT 105.410, XF 105 FTS 105.410, XF 105 FTR 105.410, XF 105 FTM 105.410, XF 105 FTG 105.410, XF 105 FT 105.410, XF 105 FAT 105.410, XF 105 FAS 105.410, XF 105 FAR 105.410, XF 105 FAR 105.410, XF 105 FAN 105.410, XF 105 FAK 105.410, XF 105 FAD 105.410, XF 105 FA 105.410, CF 85 FTT 85.410, CF 85 FTR 85.410, CF 85 FTS 85.410, CF 85 FTP 85.410, CF 85 FTG 85.410, CF 85 FT 85.410, CF 85 FAX 85.410, CF 85 FAR 85.410, CF 85 FAS 85.410, CF 85 FAR 85.410, CF 85 FAQ 85.410, CF 85 FAN 85.410, CF 85 FAG 85.410, CF 85 FAN 85.410, CF 85 FAD 85.410, CF 85 FAC 85.410, CF 85 FA 85.410 | 10/05-05/13 | | | | | | | | |
| Dieselmotor DK/DKB 1160 | 11630 | 6 | 156 kW (212 PS) | DK 360/464/475, ATE 2400, FA 2600, FT 2600, DKB 325/360/390/ 392/447/450/ 460/475/500/, 540, FAT 2605 Marinemotor Industriemotor | 69- | 130,000 | 3,16 3,16 3,16 6,33 | 916 CR 911 FE 911 FE 947 EX CR |  | 120 013 0004 00 | 1 | STD | |
| Dieselmotor DKA/DKL/DKDL 1160 | 11630 | 6 | 97-169 kW (132-230 PS) | DKA 280/310/ 350/360/475, ATE 2400, MB 200, SB 201 | | | | | | | | | |
| Dieselmotor DKB 1160 DK - Serie | 11630 | 6 | 205 - 315 kW (279 - 428 PS) | Baureihe 2600 2605 DKS 325/340/ 360/380/390/ 450/475/500/ 540, FA/FAR/FAT/ FT 2800 FA/FAT/ FT 2805 Ati FAR/ FTR 3300, FA/FT/ FAG 3305 FAD/FAT/ FTT/, FTG 3325 Marine engine Industrial engine | 72-76 | | | | | | | | |
| Dieselmotor DKSE/DKS/DKVI/ DKVL/DKSB/DKFL/ DKXE/DKCL/DHS/ DKZ 1160 | 11630 | 6 | 139-260 kW (189-354 PS) | DKS 325/340/ | 73- | | | | | | | | |
| Dieselmotor DKT/DKTD/ DKTL 1160 | 11630 | 6 | 185- 198,5 kW (252-270 PS) | DKTD, 325/360/380/ 390/392/447/ 450/475/500/ 540, FAS 2200, FA/FAS/FT/ FTT 2600, F/FAS/FAT 2605 FA/FAR/FAS/FAT/FTR/ FTT 2805 | 73-86 | | | | | | | | |
| Dieselmotor DKX/DKXE/DKZ/ATI/ DKSE 1160 | 11630 | 6 | 212/260/ 274 kW (288/354/ 373 PS) | Baureihe ATI 3300/3305/ 3325/3603/, 3605/3625 | 84- | | | | | | | | |
| Dieselmotor LT Euro 1 | 11620 | 6 | 160/195 kW (218/265 PS) | Bus | 92- | | | | | | | | |

|  | ccm |  |  |  |  |  |  |  |  |  |  | |
|---|-------|---|---|---|---|--|---|---|---|---|---|-----|
| Dieselmotor 1160 | 11630 | 6 | 230-260 kW (312-354 PS) | 325, 360, 475, 2400, 200, 201 | | 130,000 | 3,16 3,16 3,16 6,33 | 910 CR 911 FE 911 FE 947 EX CR |  | 120 013 0005 00 | 1 | STD |
| Dieselmotor 1160 ATi | 11630 | 6 | 212-274 kW (288-373 PS) | ATI-Baureihe | | 130,000 | 3,16 3,16 6,33 | 916 CR 911 FE 947 EX CR |  | 120 013 0006 00 | 1 | STD |
| Dieselmotor 1160 WS | 11630 | 6 | 225-282 kW (306-383 PS) | 95.310, 95.350, 95.380 | | 130,000 | 4,00 3,16 4,00 | 916 CR 911 FE 947 EX CR |  | 120 013 0007 00 | 1 | STD |
| Dieselmotor WD 259 | 11622 | 6 | 259 kW (352 PS) | FA/FAR/FAT/FT 95.350 | 88-91 | 130,000 | 4,00 3,16 4,00 | 916 CR 911 CR 947 EX CR |  | 120 013 0010 00 | 1 | STD |
| Dieselmotor WS 225 | 11622 | 6 | 225 kW (306 PS) | FA/FT 95.310, ATi | 88-91 | | | | | | | |
| Dieselmotor WS 242 Euro 2 | 11630 | 6 | 242 kW (329 PS) | FA 85.330 | 09/94- | | | | | | | |
| Dieselmotor WS 242 G | 11622 | 6 | 242 kW (329 PS) | FA 95.330 | 91-93 | | | | | | | |
| Dieselmotor WS 242 L Euro 1 | 11622 | 6 | 242 kW (329 PS) | FA 85.330 | 93- | | | | | | | |
| Dieselmotor WS 268 Euro 2 | 11630 | 6 | 268 kW (364 PS) | FA 85.360, FA/FAR/FAT 95.360 | 09/94- | | | | | | | |
| Dieselmotor WS 268 G | 11622 | 6 | 268 kW (364 PS) | FA/FAD/FAR/FAT 95.360 | 91-93 | | | | | | | |
| Dieselmotor WS 268 L Euro 1 | 11622 | 6 | 268 kW (364 PS) | FA 85.360, FA/FAR/FAT 95.360 | 93- | | | | | | | |
| Dieselmotor WS 282 | 11622 | 6 | 282 kW (383 PS) | FA/FAR/FAS/FAT/FT/FTGF | 88-91 | | | | | | | |
| Dieselmotor WS 295 Euro 2 | 11627 | 6 | 295 kW (401 PS) | FTT 95.380, ATi FA/FAR/FAS/FAT 95.400 | 09/94- | | | | | | | |
| Dieselmotor WS 295 G | 11627 | 6 | 295 kW (401 PS) | FA/FAD/FAR/FAS/FAT 95.400 | 91-93 | | | | | | | |
| Dieselmotor WS 295 L Euro 1 | 11622 | 6 | 295 kW (401 PS) | FA/FAR/FAS/FAT 95.400 | 93- | | | | | | | |
| Dieselmotor WS 315 | 11627 | 6 | 260-315 kW (354-428 PS) | Marine engine | 90- | | | | | | | |
| Dieselmotor WS 315 Euro 2 | 11630 | 6 | 315 kW (428 PS) | FA/FAD/FAR/FAS/FAT/, FT 95.430 | 09/94- | | | | | | | |
| Dieselmotor WS 315 L Euro 1 | 11622 | 6 | 315 kW (428 PS) | FA/FAD/FAR/FAS/FAT/, FT 95.430 | | | | | | | | |

|  | ccm |  |  |  |  |  |  |  |  |  |  | | |
|---|-------|---|---|---|---|--|---|---|---|---|---|-----|--|
| Dieselmotor MX 300 | 12900 | 6 | 300 kW (408 PS) | CF 85 FTT 85.410 CF 85 FTR 85.410, FTS 85.410, FTP 85.410 CF 85 FTG 85.410 CF 85 FT 85.410 CF 85 FAT 85.410 CF 85 FAR 85.410, FAS 85.410 CF 85 FAN 85.410 CF 85 FAG 85.410, FAN 85.410 CF 85 FAD 85.410 CF 85 FAC 85.410, FAX 85.410 CF 85 FA 85.410 | 10/05- | 130,000 | 4,00 3,16 4,00 | 914 IF CKS 911 NIT 947 EX CR |  | 120 013 0014 00 | 1 | STD | |
| Dieselmotor MX 300 | 12900 | 6 | 300 kW (408 PS) | XF 105 FTT 105.410 XF 105 FTS 105.410, FTR 105.410, FTG 105.410 XF 105 FTP 105.410 XF 105 FTM 105.410 XF 105 FT 105.410 XF 105 FAT 105.410 XF 105 FAS 105.410, FAR 105.410, FAN 105.410 XF 105 FAR 105.410 XF 105 FAK 105.410 XF 105 FAD 105.410 XF 105 FA 105.410 | 10/05- | | | | | | | | |
| Dieselmotor MX 340 | 12900 | 6 | 340 kW (462 PS) | CF 85 FTT 85.460 CF 85 FTR 85.460, FTS 85.460, FTP 85.460 CF 85 FTG 85.460 CF 85 FT 85.460 CF 85 FAT 85.460 CF 85 FAR 85.460, FAS 85.460 CF 85 FAR 85.460 CF 85 FAN 85.460 CF 85 FAG 85.460, FAN 85.460 CF 85 FAD 85.460 CF 85 FAC 85.460, FAX 85.460 CF 85 FA 85.460 | 10/05- | | | | | | | | |
| Dieselmotor MX 340 | 12900 | 6 | 340 kW (462 PS) | XF 105 FTT 105.460 XF 105 FTS 105.460, FTR 105.460, FTG 105.460 XF 105 FTP 105.460 XF 105 FTM 105.460 XF 105 FT 105.460 XF 105 FAT 105.460 XF 105 FAS 105.460, FAR 105.460, FAN 105.460 XF 105 FAR 105.460 XF 105 FAK 105.460 XF 105 FAD 105.460 XF 105 FA 105.460 | 10/05- | | | | | | | | |
| Dieselmotor MX 375 | 12900 | 6 | 375 kW (510 PS) | CF 85 FTT 85.510 CF 85 FTR 85.510, FTS 85.510, FTP 85.510 CF 85 FTG 85.510 CF 85 FT 85.510 CF 85 FAT 85.510 CF 85 FAR 85.510, FAS 85.510 CF 85 FAR 85.510 CF 85 FAG 85.510, FAN 85.510 CF 85 FAD 85.510 CF 85 FAC 85.510, FAX 85.510 CF 85 FA 85.510 | 10/05- | | | | | | | | |
| Dieselmotor MX 375 | 12900 | 6 | 375 kW (510 PS) | XF 105 FTT 105.510 XF 105 FTS 105.510, FTR 105.510, FTG 105.510 XF 105 FTP 105.510 XF 105 FTM 105.510 XF 105 FT 105.510 XF 105 FAT 105.510 XF 105 FAS 105.510, FAR 105.510, FAN 105.510 XF 105 FAR 105.510 XF 105 FAK 105.510 XF 105 FAD 105.510 XF 105 FA 105.510 | 10/05- | | | | | | | | |

**DAIHATSU**

Globally reliable

| | ccm | | | | | | | | | | | |
|---|------|---|-----------------------------|---|--------|--------|----------------------|---------------------------------------|--|-----------------|---|---------------------|
| EB Gasoline | 547 | 3 | | Mira | | 62,000 | 1,20 1,50 2,80 | 910 CR S 911 IW P 777 NIT S | | 121 070 0011 00 | 3 | STD 0,25 0,50 |
| Motor KF-VE3 | 658 | 3 | | Mira, Move,Esse | | 63,000 | 1,00 1,00 1,50 | 910 IF CR S 931 FE S 777 CR S | | 121 070 0002 00 | 3 | STD 0,50 |
| Motor KF-VE | 658 | 3 | 43 kW (58 PS) | Pixis | | 63,000 | 1,00 1,20 2,00 | 910 IF CR S 931 FE 777 NIT S | | 121 070 0001 00 | 3 | STD 0,50 |
| Motor KF-VE | | 3 | | | | 63,000 | 1,00 1,20 2,00 | 910 CR S IF 931 FE 777 CR S | | 121 070 0019 00 | 3 | STD |
| Motor ED-10 | 847 | 3 | 29 - 32 kW 40 - 44 PS | Mira Cuore | | 66,600 | 1,20 1,20 2,00 | 910 NIT S 931 FE 777 NIT S | | 121 070 0021 00 | 3 | STD |
| ED 2 ED10 Gasoline | 850 | 3 | | Kancil 850 | | 66,600 | 1,20 1,50 2,80 | 910 NIT S 931 P 777 NIT S | | 121 070 0012 00 | 3 | STD 0,25 0,50 |
| EF-VD Gasoline | 659 | 3 | | Mira | | 68,000 | 1,00 1,20 2,00 | 910 IF NIT S 931 CR 777 NIT S | | 121 070 0015 00 | 3 | STD 0,25 0,50 |
| EF Gasoline D40E | 659 | 3 | | Mira | | 68,000 | 1,20 1,20 2,50 | 910 IF CR S 931 P 777 CR S | | 121 070 0014 00 | 3 | STD 0,25 0,50 |
| EF Gasoline D40E | 659 | 3 | | Mira | | 68,000 | 1,20 1,50 2,80 | 910 IF CR S 931 ES P 777 CR S | | 121 070 0007 00 | 3 | STD 0,25 0,50 |
| D070 700G Gasoline | | 3 | | | | 68,000 | 1,50 1,50 2,80 | 910 CR 911 P 777 CR S | | 121 070 0013 00 | 3 | STD 0,25 0,50 |
| CD Gasoline | 850 | 3 | | G20L | | 70,000 | 1,50 1,50 2,80 | 910 CR S 911 P 777 NIT S | | 121 070 0003 00 | 3 | STD 0,25 0,50 |
| Motor 1 KR-FE | 996 | 3 | 50 - 53 kW 67 - 71 PS | BOON, CUORE, SIRION | 05 - | 71,000 | 1,00 1,00 1,50 | 910 NIT S 911 FE 777 CR S | | 121 096 0002 00 | 3 | STD 0,50 |
| Z738 AB Gasoline | 547 | 2 | | Cuore L55 Fellow Max L40 Mira Cuore Wide Cab | | 71,600 | 1,50 1,50 2,80 | 910 CR 931 P 777 CR S | | 121 070 0004 00 | 2 | STD 0,25 0,50 |
| EJ Gasoline | 989 | 3 | | Mira Gino Storia | | 72,000 | 1,20 1,20 2,50 | 910 IF CR S 931 P 777 CR S | | 121 070 0017 00 | 3 | STD 0,25 0,50 |
| Motor K3-VE | 1298 | 4 | 64 kW 87 PS | Storia, Hi-Jet, Terios | | 72,000 | 1,20 1,20 2,00 | 910 CR S IF 931 FE 777 CR S | | 121 070 0020 00 | 4 | STD |
| DO7 Gasoline | | 3 | | | | 72,000 | 1,50 1,50 2,80 | 910 CR 911 P 777 CR S | | 121 070 0016 00 | 3 | STD 0,25 0,50 |
| Motor 1NR-FE For OE No. 13011-47031 | 1329 | 4 | 70 kW - 73 kW (95-99 PS) | BOON 1.3, CHARADE 1.33 16V | 02/10- | 72,500 | 1,00 1,00 1,50 | 910 IF NIT S 931 FE S 777 CR S | | 121 096 0144 00 | 4 | STD 0,50 |
| Motor 1NR-FE For OE No. 13011-47033 | 1329 | 4 | 70 kW - 73 kW (95-99 PS) | BOON 1.3, CHARADE 1.33 16V | 02/10- | 72,500 | 1,00 1,00 2,00 | 910 IF NIT S 931 FE S 777 NIT S | | 121 096 0145 00 | 4 | STD 0,50 |
| HC Gasoline | 1295 | 4 | | Charade G102S G112S | | 76,000 | 1,20 1,50 3,00 | 910 IF CR S 911 P 777 NIT S | | 121 070 0009 00 | 4 | STD 0,25 0,50 |
| HD Gasoline | 1589 | 4 | | Ferosa Charade Rocky | | 76,000 | 1,20 1,50 3,00 | 910 IF CR S 911 P 777 NIT S | | 121 070 0010 00 | 4 | STD 0,25 0,50 |
| HD Gasoline | 1589 | 4 | | Ferosa Charade Rocky | | 76,000 | 1,20 1,50 3,00 | 910 IF CR S 931 ES P 777 CR S | | 121 070 0018 00 | 4 | STD 0,25 0,50 |
| CB-32 CB-10 Gasoline | 993 | 3 | | Charade G10 | | 76,000 | 1,50 1,50 2,80 | 911 CR 911 P 777 CR S | | 121 070 0005 00 | 3 | STD 0,25 0,50 |
| CB90 S88 Gasoline | 997 | 3 | | Charade | | 76,000 | 1,50 1,50 2,80 | 910 NIT S 911 CR 777 NIT S | | 121 070 0008 00 | 3 | STD 0,25 0,50 |
| CL 10 Diesel | 993 | 3 | | Charade Diesel | | 76,000 | 2,00 1,50 3,00 | 913 4CR 911 4CR 947 EX CR | | 121 070 0006 00 | 3 | STD 0,25 0,50 |
| DG V20 F 50 Diesel | 2530 | 4 | | Delta Taft Small.Bus.FSOV Truck (V23 24 25 26) | | 88,000 | 2,50 2,00 4,00 | 910 IF 4CR 911 CR 947 EX CR | | 121 070 0024 00 | 4 | STD 0,25 0,50 |
| DL Diesel | 2765 | 4 | | Delta | | 92,000 | 2,50 2,00 4,00 | 910 4CR 911 CR P 947 EX CR | | 121 070 0025 00 | 4 | STD 0,25 0,50 |



















| | ccm | | | | | | | | | | | |
|-------------|------|---|--|---------------|--|--------|----------------------|--------------------------------------|--|-----------------|---|---------------------|
| DL-T Diesel | 2765 | 4 | | Taft Delta | | 92,000 | 2,50 2,00 4,00 | 913 CR S 911 CR P 947 EX NIT S | | 121 070 0026 00 | 4 | STD 0,25 0,50 |



DAIMLER-MERCEDES BENZ

Globally reliable

| | ccm | | | | | | | | | | |
|---|------|---|------------------------------------|---|-------------|--------|----------------------|---|--|-----------------------------|--------------------------|
| Motor M160.910 For Smart OE Q0019611V001000000 Code B01/B02/B03/B04/B05/B09 | 599 | 3 | 33 - 51 kW (45 - 70 PS) | Smart City-Coupe, Cabrio (450) 0.6 | 07/98-01/04 | 63,500 | 1,20 1,50 2,50 | 910 NIT S 911 FE 777 NIT S | | 120 110 0001 00 15 21 | 1 STD 0,25 0,50 |
| Motor M160.910 For Smart OE Q0019611V001000000 Code B01/B02/B03/B04/B05/B09 | 599 | 3 | 33 - 51 kW (45 - 70 PS) | Smart City-Coupe, Cabrio (450) 0.6 | 07/98-01/04 | 63,500 | 1,20 1,50 2,50 | 910 NIT S 911 P 947 EX CR | | 120 110 0007 00 15 21 | 1 STD 0,25 0,50 |
| Dieselmotor OM660.940/950 | 799 | 3 | 30 - 40 kW (41 - 54 PS) | Smart Fortwo Cabrio, Coupe (450, 451) 0.8 CDI | 01/04- | 65,500 | 1,50 1,50 2,50 | 910 NIT S 911 NIT S 947 EX NIT S | | 120 110 0002 00 | 1 STD |
| Motor M160.921/922 For Smart OE Q0019613V001000000 Code B10 | 698 | 3 | 51 - 55 kW (70 - 75 PS) | Smart Cabrio, City Coupe, Fortwo, Roadster (450, 452), 0.7 | 01/03-01/07 | 66,500 | 1,20 1,20 2,50 | 910 NIT S 911 NIT 777 NIT S | | 120 110 0004 00 15 21 | 1 STD 0,25 0,50 |
| Motor M160.921/922 For Smart OE Q0019613V001000000 Code B10 | 698 | 3 | 51 - 55 kW (70 - 75 PS) | Smart Cabrio, City-Coupe, Fortwo, Roadster (450, 452) 0.7 | 01/03-01/07 | 66,500 | 1,20 1,20 2,50 | 910 NIT S 911 NIT S 947 EX CR | | 120 110 0009 00 15 21 | 1 STD 0,25 0,50 |
| Motor M160.920 For Smart OE Q0019612V001000000 Code B06/B07 | 698 | 3 | 37 - 60 kW (50 - 81 PS) | Smart Cabrio, City-Coupe, Fortwo, Roadster (450, 452) 0.7 | 01/03-01/07 | 66,500 | 1,20 1,50 2,50 | 910 CR S 911 P 777 CR S | | 120 110 0003 00 15 21 | 1 STD 0,25 0,50 |
| Motor M160.920 For Smart OE Q0019612V001000000 Code B06/B07 | 698 | 3 | 37 - 60 kW (50 - 81 PS) | Smart Cabrio, City-Coupe, Fortwo, Roadster (450, 452) 0.7 | 01/03-01/07 | 66,500 | 1,20 1,50 2,50 | 910 NIT S 911 P 947 EX CR | | 120 110 0008 00 15 21 | 1 STD 0,25 0,50 |
| Motor M132.910 Not for Model Year Code: 800/807/808/809 | 999 | 3 | 52 kW (71 PS) | Smart Fortwo Cabrio 1.0 (451.431) | 01/07- | 72,000 | 1,00 1,00 2,00 | 910 NIT S 931 P 777 NIT S | | 120 110 0010 00 15 21 | 1 STD 0,25 0,50 |
| Motor M132.910 Not for Model Year Code: 800/807/808/809 | 999 | 3 | 52 kW (71 PS) | Smart Fortwo Coupe 1.0 (451.331, 451.380) | 01/07- | | | | | | |
| Motor M132.910 Not for Model Year Code: 800/807/808/809 | 999 | 3 | 45 kW (61 PS) | Smart Fortwo Coupe 1.0 (451.330, 451.334) | 01/07- | | | | | | |
| Motor M132.910 For Model Year Code: 800/807/808/809 | 999 | 3 | 52 kW (71 PS) | Smart Fortwo Cabrio 1.0 (451.431) | 01/07 - | 72,000 | 1,00 1,20 2,00 | 910 NIT S 931 P 777 NIT S | | 120 110 0006 00 15 21 | 1 STD 0,25 0,50 |
| Motor M132.910 For Model Year Code: 800/807/808/809 | 999 | 3 | 45 kW (61 PS) | Smart Fortwo Coupe 1.0 (451.330, 451.334) | 01/07- | | | | | | |
| Motor M132.910 For Model Year Code: 800/807/808/809 | 999 | 3 | 52 kW (71 PS) | Smart Fortwo Coupe 1.0 (451.331, 451.380) | 01/07- | | | | | | |
| Motor M 281.910 | 898 | 3 | 66 kW (90 PS) | SMART FORFOUR (453) 0.9, SMART FORTWO (453) 0.9 | 09/14- | 72,200 | 1,20 1,50 2,00 | 910 IF NIT S PVD 931 CR 777 NIT S PVD | | 120 038 0021 00 21 | 1 STD 0,50 |
| Motor M 281.920 | 999 | 3 | 52 kW (71 PS) | SMART FORTWO (453) 1.0, SMART FORFOUR (453) 1.0 | 07/14- | | | | | | |
| Motor M 135.930 | 1332 | 4 | 70 kW (95 PS) | SMART FORFOUR (454) 1.3 (454.031) | 01/04-06/06 | 75,000 | 1,20 0,80 2,00 | 910 NIT S 911 P 777 NIT S | | 120 110 0005 00 | 1 STD |
| Motor M 135.950 | 1499 | 4 | 80 kW (109 PS) | SMART FORFOUR (454) 1.5 (454.032) | 01/04-06/06 | | | | | | |
| Motor M 135.950 | 1499 | 4 | 90 kW (122 PS) | SMART FORFOUR (454) 1.5 (454.032) | 01/04-06/06 | | | | | | |
| Motor M134.911 | 1124 | 3 | 47 kW (64 PS) | Smart Forfour 1.1 (454.033) | 02/05-06/06 | | | | | | |
| Dieselmotor OM 636 | 1767 | 4 | 23,5/25/ 31,5 kW (32/34/ 43 PS) | 170, 180, L 319, O 319, L 405, L 406 | 51-61 | 75,000 | 2,00 2,00 | 910 IF CR S 911 FE | | 120 010 0013 00 21 | 1 STD 0,50 |
| Dieselmotor OM 636 | 1767 | 4 | 23,5/25/ 31,5 kW (32/34/ 43 PS) | Unimog 411.110, -118, -119, -120, U 30, U 32, U 34, 401, 402 | 51-61 | | 2,00 5,00 5,00 | 931 FE 947 EX P 947 FS P | | | |
| Dieselmotor OM 636 | 1767 | 4 | 23,5/25/ 31,5 kW (32/34/ 43 PS) | 170, 180, L 319, O 319, L 405, L 406 | 51-61 | 75,000 | 2,00 2,00 | 910 IF CR S 911 FE | | 120 010 0018 00 21 | 1 STD 0,50 |
| Dieselmotor OM 636 | 1767 | 4 | 23,5/25/ 31,5 kW (32/34/ 43 PS) | Unimog 411.110, -118, -119, -120, U 30, U 32, U 34 | 51-61 | | 2,00 2,00 4,00 | 931 FE 947 EX FE | | 29 | 1,00 |





















|  | ccm |  |  |  |  |  |  |  |  |  |  | |
|---|------|---|---|---|---|--|---|---|---|---|---|-----------------------------|
| Dieselmotor OM 607.951 from Euro 6 version | 1461 | 4 | 66 kW (90 PS) | A-KLASSE (W176) A 160 CDI / d. B-KLASSE (W246, W242) B 160 CDI / d, CITAN (415) 109 CDI | 11/12- | 76,000 | 1,75 1,75 2,00 | 913 PVD 911 IF U 947 EX CR |  | 120 038 0058 00 | 1 | STD |
| Dieselmotor OM 607.951 from Euro 6 version | 1461 | 4 | 80 kW (109 PS) | A-KLASSE (W176) A 180 CDI / d, B-KLASSE (W246, W242), CLA (C117) 180 CDI / d, CLA Shooting Brake (X117) CLA 180 d, GLA-KLASSE (X156) GLA 180 CDI / d | 06/12- | | | | | | | |
| Dieselmotor OM 607.951 from Euro 6 version | 1461 | 4 | 55 kW (75 PS) | CITAN (415) 108 CDI | 11/12- | | | | | | | |
| Dieselmotor OM 607.951 from Euro 6 version | 1461 | 4 | 66 kW (90 PS) | CITAN (415) 109 CDI | 11/12- | | | | | | | |
| Dieselmotor OM 607.951 from Euro 6 version | 1461 | 4 | 81 kW (110 PS) | CITAN (415) 111 CDI | 06/13- | | | | | | | |
| Dieselmotor OM 607.951 | 1461 | 4 | 66 kW (90 PS) | A-KLASSE (W176) A 160 CDI / d. B-KLASSE (W246, W242) B 160 CDI / d, CITAN (415) 109 CDI | 11/12- | 76,000 | 2,00 2,00 2,50 | 910 IF CKS 911 IF U P 947 EX NIT S |  | 120 038 0014 00 21 | 1 | STD 0,50 |
| Dieselmotor OM 607.951 | 1461 | 4 | 80 kW (109 PS) | A-KLASSE (W176) A 180 CDI / d, B-KLASSE (W246, W242) B 180 CDI CLA (C117) 180 CDI / d, CLA Shooting Brake (X117) CLA 180 d, GLA-KLASSE (X156) GLA 180 CDI / d | 06/12- | | | | | | | |
| Dieselmotor OM 607.951 | 1461 | 4 | 55 kW (75 PS) | CITAN (415) 108 CDI | 11/12- | | | | | | | |
| Dieselmotor OM 607.951 | 1461 | 4 | 66 kW (90 PS) | CITAN (415) 109 CDI | 11/12- | | | | | | | |
| Dieselmotor OM 607.951 | 1461 | 4 | 81 kW (110 PS) | CITAN (415) 111 CDI | 06/13- | | | | | | | |
| Aircompressor | | | | Aircompressor | | 77,000 | 2,50 2,50 3,00 4,00 | 911 FE 911 FE 930 FE 947 EX FE |  | 120 300 0002 00 29 | 1 | STD 1,00 |
| Motor M 166. E 16.960 | 1598 | 4 | 75 kW (102 PS) | A 160, Vaneco | 01 - | 80,000 | 1,20 1,75 | 910 CR S 931 P |  | 120 010 0044 00 21 | 1 | STD 0,50 |
| Motor M 166. E14.940 | 1397 | 4 | 60 kW (82 PS) | A 140 | 98 - | | 3,00 | 777 CR S |  | | | |
| Dieselmotor OM626.951, OM622.951 | 1598 | 4 | 65 kW - 100 kW (88 - 136 PS) | C-KLASSE (S205/W205) C 180 BlueTEC / d, C-KLASSE (S205/W205) C 200 BlueTEC / d, VITO (W447) 109 CDI / 111 CDI / 111 BlueTEC | 05/14- | 80,000 | 2,00 1,75 2,00 | 913 PVD 911 IF U 947 EX NIT S |  | 120 038 0023 00 21 | 1 | STD 0,50 |
| Dieselmotor OM 668 DE 17 LA | 1689 | 4 | 55 - 70 kW 75 - 95 PS | A 160, A 170, Vaneco CDI | 01 - | 80,000 | 2,00 2,00 3,00 | 910 CR S 911 IF P 947 EX CR |  | 120 010 0036 00 21 26 29 | 1 | STD 0,50 0,75 1,00 |



Globally reliable

DAIMLER-MERCEDES BENZ

| | ccm | | | | | | | | | | | |
|--------------------|------|---|-----------------|---|-------------|--------|----------------------|---------------------------------|--|-----------------|---|-----|
| Motor M 271.910 | 1597 | 4 | 115 kW (156 PS) | C-KLASSE (W204) C 180 Kompressor (204.044, 204.045), C-KLASSE Kombi (S204) C 180 Kompressor (204.245) | 01/08- | 82,000 | 1,20 1,50 2,50 | 910 NIT S 911 P 777 NIT S | | 120 010 0053 00 | 1 | STD |
| Motor M 271.911 | 1597 | 4 | 95 kW (129 PS) | CLC-KLASSE (CL203) CLC 160 (203.731) | 02/09-06/11 | | | | | | | |
| Motor M 271.921 | 1796 | 4 | 90 kW (122 PS) | C-KLASSE Sportcoupe (CL203) C 160 Kompressor (203.730) | 05/02-05/08 | | | | | | | |
| Motor M 271.940 | 1796 | 4 | 120 kW (163 PS) | CLK (C209) 200 Kompressor (209.342), CLK Cabriolet (A209) CLK 200 Kompressor (209.442), C-KLASSE (W203) C 200 Kompressor (203.042), C-KLASSE Kombi (S203) C 200 Kompressor (203.242), C-KLASSE Sportcoupe (CL203) C 200 Kompressor (203.742) | 05/02-03/10 | | | | | | | |
| Motor M 271.941 | 1796 | 4 | 120 kW (163 PS) | E-KLASSE (W211) E 200 Kompressor (211.042), E-KLASSE Kombi (S211) E 200 T Kompressor (211.242), E-KLASSE (W211) E 200 NGT (211.041) | 03/04-12/08 | | | | | | | |
| Motor M 271.942 | 1796 | 4 | 125 kW (170 PS) | CLK (A209/C209) 200 CGI, C-KLASSE (CL203/S203/W203) C 200 CGI Kompressor | 03/03-05/08 | | | | | | | |
| Motor M 271.944 | 1796 | 4 | 120 kW (163 PS) | SLK (R171) 200 Kompressor (171.442) | 03/04-02/11 | | | | | | | |
| Motor M 271.946 | 1796 | 4 | 105 kW (143 PS) | C-KLASSE (W203) C 180 Kompressor (203.046), C-KLASSE Kombi (S203) C 180 Kompressor (203.246), C-KLASSE Sportcoupe (CL203) C 180 Kompressor (203.746), CLC-KLASSE (CL203) CLC 180 Kompressor (203.746) | 05/02-06/11 | | | | | | | |
| Motor M 271.948 | 1796 | 4 | 141 kW (192 PS) | C-KLASSE (W203) C 230 Kompressor (203.040), C-KLASSE Kombi (S203) C 230 Kompressor (203.240), C-KLASSE Sportcoupe (CL203) C 230 Kompressor (203.740) | 05/02-05/08 | | | | | | | |
| Motor M 271.950 | 1796 | 4 | 135 kW (184 PS) | C-KLASSE (W204) C 200 Kompressor (204.041), C-KLASSE Kombi (S204) C 200 Kompressor (204.241) | 08/07- | | | | | | | |
| Motor M 271.952 | 1796 | 4 | 115 kW (156 PS) | C-KLASSE (W204) C 180 Kompressor (204.046), C-KLASSE Kombi (S204) C 180 Kompressor (204.246) | 01/07- | | | | | | | |
| Motor M 271.954 | 1796 | 4 | 135 kW (184 PS) | SLK (R171) 200 Kompressor (171.445) | 01/08-02/11 | | | | | | | |
| Motor M 271.955 | 1796 | 4 | 135 kW (184 PS) | CLK (C209) 200 Kompressor (209.341), CLK Cabriolet (A209) CLK 200 Kompressor (209.441) | 10/06-03/10 | | | | | | | |
| Motor M 271.956 | 1796 | 4 | 135 kW (184 PS) | E-KLASSE Kombi (S211) E 200 Kompressor (211.241), E-KLASSE (W211) E 200 Kompressor (211.041) | 04/06-07/09 | | | | | | | |
| Motor M 271.957 | 1796 | 4 | 135 kW (184 PS) | CLC-KLASSE (CL203) CLC 200 Kompressor (203.741) | 05/08-06/11 | | | | | | | |
| Motor M 271.958 | 1796 | 4 | 120 kW (163 PS) | E-KLASSE (W212) E 200 NGT (212.041) | 03/11- | | | | | | | |












|  | ccm |  |  |  |  |  |  |  |  |  |  | |
|---|------|---|---|---|---|--|---|---|---|---|---|-------------|
| Motor M 271.820 | 1796 | 4 | 115 kW (156 PS) | C-KLASSE (W204) C 180 CGI (204.049) | 01/07- | 82,000 | 1,20 1,50 2,00 | 910 NIT S 911 FE 777 NIT S |  | 120 010 0067 00 | 1 | STD |
| Motor M 271.820 | 1796 | 4 | 115 kW (156 PS) | C-KLASSE Coupe (C204) C 180 (204.349) | 06/11- | | | |  | | | |
| Motor M 271.820 | 1769 | 4 | 135 kW (184 PS) | C-KLASSE Coupe (C204) C 200 CGI (204.348) | 06/11- | | | |  | | | |
| Motor M 271.820 | 1796 | 4 | 115 kW (156 PS) | C-KLASSE Kombi (S204) C 180 CGI (204.249) | 11/09- | | | |  | | | |
| Motor M 271.820, M 271.860 | 1796 | 4 | 135 kW (184 PS) | E-KLASSE Cabriolet (A207) E 200 CGI (207.448), E-KLASSE Coupe (C207) E 200 CGI (207.348), E-KLASSE (W212) E 200 CGI (212.048, 212.148), C-KLASSE Kombi (S204) C 200 CGI (204.248) | 08/07- | | | |  | | | |
| Motor M 271.860 | 1796 | 4 | 135-150 kW (184-204 PS) | E-KLASSE Cabriolet (A207) E 250 CGI (207.447), E-KLASSE Coupe (C207) E 250 CGI (207.347), E-KLASSE Kombi (S212) E 200 CGI (212.248), C-KLASSE Coupe (C204) C 250 (204.347), E-KLASSE Kombi (S212) E 250 CGI (212.247), E-KLASSE (W212) E 250 CGI (212.047, 212.147), C-KLASSE Kombi (S204) C 250 CGI (204.247), C-KLASSE (W204) C 250 CGI (204.047) | 01/09- | | | |  | | | |
| Motor M 271.860, M 271.861 | 1796 | 4 | 135 kW (184 PS) | SLK (R172) 200 (172.448), SLK (R172) 250 (172.447) | 02/11- | | | |  | | | |
| Motor M 275 E 60 | 5980 | 12 | 450 / 612 | S 65, SL 65 AMG | | 82,600 | 1,20 1,00 2,00 | 910 NIT S IF 911 P 777 NIT S |  | 120 010 0057 00 | 1 | STD |
| Motor M 103 E 26 | 2599 | 6 | 110 - 125 kW (150 - 170 PS) | 300E 2.6 (USA), 190 E 2.6, 260 E, 260 SE, (Export) | 89- | 82,900 | 1,50 1,75 3,00 | 910 IF CR S 931 P 947 EX CR |  | 120 010 0027 00 21 | 1 | STD 0,50 |



Globally reliable

DAIMLER-MERCEDES BENZ

| | ccm | | | | | | | | | | | |
|--------------------------------------|------|---|-----------------|---|--------|--------|----------------------|---|--|-----------------|---|-----|
| Motor M270.910 from 14/03/2014 | 1595 | 4 | 90 kW (122 PS) | A-KLASSE (W176) A 180 (176.042) | 06/12- | 83,000 | 1,20 1,00 2,00 | 910 NIT S PVD 931 PVD S 777 NIT S PVD | | 120 010 0073 00 | 1 | STD |
| Motor M270.910 from 14/03/2014 | 1595 | 4 | 115 kW (156 PS) | A-KLASSE (W176) A 200 (176.043) | 06/12- | | | | | | | |
| Motor M270.910 from 14/03/2014 | 1595 | 4 | 90 kW (122 PS) | B-KLASSE (W246) B 180 (246.242) | 11/11- | | | | | | | |
| Motor M270.910 from 14/03/2014 | 1595 | 4 | 115 kW (156 PS) | B-KLASSE (W246) B 200 (246.243) | 11/11- | | | | | | | |
| Motor M270.910 from 14/03/2014 | 1595 | 4 | 90 kW (122 PS) | CLA Coupe (C117) CLA 180 (117.342) | 01/13- | | | | | | | |
| Motor M270.910 from 14/03/2014 | 1595 | 4 | 115 kW (156 PS) | CLA Coupe (C117) CLA 200 (117.343) | 01/13- | | | | | | | |
| Motor M270.910 from 14/03/2014 | 1595 | 4 | 115 kW (156 PS) | GLA-KLASSE (X156) GLA 200 (156.943) | 12/13- | | | | | | | |
| Motor M270.920 from 14/03/2014 | 1991 | 4 | 135 kW (184 PS) | A-KLASSE (W176) A 220 4-matic (176.047) | 05/14- | | | | | | | |
| Motor M270.920 from 14/03/2014 | 1991 | 4 | 155 kW (211 PS) | A-KLASSE (W176) A 250 (176.044) | 06/12- | | | | | | | |
| Motor M270.920 from 14/03/2014 | 1991 | 4 | 155 kW (211 PS) | A-KLASSE (W176) A 250 4-matic (176.046) | 06/12- | | | | | | | |
| Motor M270.920 from 14/03/2014 | 1991 | 4 | 115 kW (156 PS) | B-KLASSE (W246) B 200 Natural Gas Drive (242.848) | 11/12- | | | | | | | |
| Motor M270.920 from 14/03/2014 | 1991 | 4 | 135 kW (184 PS) | B-KLASSE (W246) B 220 4-matic (246.247) | 05/13- | | | | | | | |
| Motor M270.920 from 14/03/2014 | 1991 | 4 | 155 kW (211 PS) | B-KLASSE (W246) B 250 (246.244) | 05/12- | | | | | | | |
| Motor M270.920 from 14/03/2014 | 1991 | 4 | 155 kW (211 PS) | B-KLASSE (W246) B 250 4-matic (246.246) | 08/14- | | | | | | | |
| Motor M270.920 from 14/03/2014 | 1991 | 4 | 155 kW (211 PS) | CLA Coupe (C117) CLA 250 (117.344) | 01/13- | | | | | | | |
| Motor M270.920 from 14/03/2014 | 1991 | 4 | 155 kW (211 PS) | CLA Coupe (C117) CLA 250 4-matic (117.344) | 07/13- | | | | | | | |
| Motor M270.920 from 14/03/2014 | 1991 | 4 | 155 kW (211 PS) | GLA-KLASSE (X156) GLA 250 (156.944) | 12/13- | | | | | | | |
| Motor M270.920 from 14/03/2014 | 1991 | 4 | 155 kW (211 PS) | GLA-KLASSE (X156) GLA 250 4-matic (156.946) | 12/13- | | | | | | | |
| Motor M274.910 from 17/04/2014 | 1595 | 4 | 115 kW (156 PS) | C-KLASSE (W204) C 180 CGI (204.031) | 01/08- | | | | | | | |
| Motor M274.910 from 17/04/2014 | 1595 | 4 | 115 kW (156 PS) | C-KLASSE (W205) C 180 (205.040) | 03/14- | | | | | | | |
| Motor M274.910 from 17/04/2014 | 1595 | 4 | 115 kW (156 PS) | C-KLASSE Coupe (C204) C 180 (204.331) | 01/13- | | | | | | | |
| Motor M274.910 from 17/04/2014 | 1595 | 4 | 115 kW (156 PS) | C-KLASSE Kombi (S204) C 180 CGI (204.231) | 02/12- | | | | | | | |
| Motor M274.910 from 17/04/2014 | 1595 | 4 | 115 kW (156 PS) | C-KLASSE Kombi (S205) C 180 (205.240) | 09/14- | | | | | | | |
| Motor M274.920 from 17/04/2014 | 1991 | 4 | 135 kW (184 PS) | C-KLASSE (W205) C 200 (205.042) | 12/13- | | | | | | | |
| Motor M274.920 from 17/04/2014 | 1991 | 4 | 155 kW (211 PS) | C-KLASSE (W205) C 250 CGI (205.045) | 03/14- | | | | | | | |
| Motor M274.920 from 17/04/2014 | 1991 | 4 | 135 kW (184 PS) | C-KLASSE Kombi (S205) C 200 (205.242) | 09/14- | | | | | | | |
| Motor M274.920 from 17/04/2014 | 1991 | 4 | 155 kW (211 PS) | C-KLASSE Kombi (S205) C 250 (205.245) | 09/14- | | | | | | | |
| Motor M274.920 from 17/04/2014 | 1991 | 4 | 135 kW (184 PS) | E-KLASSE (W212) E 200 (212.034) | 01/13- | | | | | | | |
| Motor M274.920 from 17/04/2014 | 1991 | 4 | 115 kW (156 PS) | E-KLASSE (W212) E 200 NGT (212.035) | 07/13- | | | | | | | |
| Motor M274.920 from 17/04/2014 | 1991 | 4 | 155 kW (211 PS) | E-KLASSE (W212) E 250 (212.036) | 01/13- | | | | | | | |
































|  | ccm |  |  |  |  |  |  |  |  |  |  |
|---|------|---|---|---|---|--|---|---|---|---|---|
| Motor M274.920 from 17/04/2014 | 1991 | 4 | 135 kW (184 PS) | E-KLASSE Cabriolet (A207) E 200 (207.434) | 03/13- | | | | | | |
| Motor M274.920 from 17/04/2014 | 1991 | 4 | 155 kW (211 PS) | E-KLASSE Cabriolet (A207) E 250 (207.436) | 06/13- | | | | | | |
| Motor M274.920 from 17/04/2014 | 1991 | 4 | 135 kW (184 PS) | E-KLASSE Coupe (C207) E 200 (207.334) | 06/13- | | | | | | |
| Motor M274.920 from 17/04/2014 | 1991 | 4 | 155 kW (211 PS) | E-KLASSE Coupe (C207) E 250 (207.336) | 06/13- | | | | | | |
| Motor M274.920 from 17/04/2014 | 1991 | 4 | 135 kW (156 PS) | E-KLASSE Kombi (S212) E 200 (212.234) | 11/12- | | | | | | |
| Motor M274.920 from 17/04/2014 | 1991 | 4 | 155 kW (211 PS) | E-KLASSE Kombi (S212) E 250 (212.236) | 11/12- | | | | | | |
| Motor M274.920 from 17/04/2014 | 1991 | 4 | 135 kW (184 PS) | GLK-KLASSE (X204) 200 (204.934) | 08/13- | | | | | | |
| Motor M274.920 from 17/04/2014 | 1991 | 4 | 155 kW (211 PS) | GLK-KLASSE (X204) 250 (204.936) | 08/13- | | | | | | |
| Motor M274.920 from 17/04/2014 | 1991 | 4 | 155 kW (211 PS) | GLK-KLASSE (X204) 250 4-matic (204.937) | 08/13- | | | | | | |



Globally reliable

DAIMLER-MERCEDES BENZ

| | ccm | | | | | | | | | | | |
|--------------------------------------|------|---|-----------------|---|--------|--------|----------------------|-------------------------------------|--|-----------------|---|-----|
| Motor M270.910 till 14/03/2014 | 1595 | 4 | 90 kW (122 PS) | A-KLASSE (W176) A 180 (176.042) | 06/12- | 83,000 | 1,20 1,50 2,00 | 910 NIT S 911 P 777 NIT S PVD | | 120 010 0072 00 | 1 | STD |
| Motor M270.910 till 14/03/2014 | 1595 | 4 | 115 kW (156 PS) | A-KLASSE (W176) A 200 (176.043) | 06/12- | | | | | | | |
| Motor M270.910 till 14/03/2014 | 1595 | 4 | 90 kW (122 PS) | B-KLASSE (W246) B 180 (246.242) | 11/11- | | | | | | | |
| Motor M270.910 till 14/03/2014 | 1595 | 4 | 115 kW (156 PS) | B-KLASSE (W246) B 200 (246.243) | 11/11- | | | | | | | |
| Motor M270.910 till 14/03/2014 | 1595 | 4 | 90 kW (122 PS) | CLA Coupe (C117) CLA 180 (117.342) | 01/13- | | | | | | | |
| Motor M270.910 till 14/03/2014 | 1595 | 4 | 115 kW (156 PS) | CLA Coupe (C117) CLA 200 (117.343) | 01/13- | | | | | | | |
| Motor M270.910 till 14/03/2014 | 1595 | 4 | 115 kW (156 PS) | GLA-KLASSE (X156) GLA 200 (156.943) | 12/13- | | | | | | | |
| Motor M270.920 till 14/03/2014 | 1991 | 4 | 135 kW (184 PS) | A-KLASSE (W176) A 220 4-matic (176.047) | 05/14- | | | | | | | |
| Motor M270.920 till 14/03/2014 | 1991 | 4 | 155 kW (211 PS) | A-KLASSE (W176) A 250 (176.044) | 06/12- | | | | | | | |
| Motor M270.920 till 14/03/2014 | 1991 | 4 | 155 kW (211 PS) | A-KLASSE (W176) A 250 4-matic (176.046) | 06/12- | | | | | | | |
| Motor M270.920 till 14/03/2014 | 1991 | 4 | 115 kW (156 PS) | B-KLASSE (W246) B 200 Natural Gas Drive (242.848) | 11/12- | | | | | | | |
| Motor M270.920 till 14/03/2014 | 1991 | 4 | 135 kW (184 PS) | B-KLASSE (W246) B 220 4-matic (246.247) | 05/13- | | | | | | | |
| Motor M270.920 till 14/03/2014 | 1991 | 4 | 155 kW (211 PS) | B-KLASSE (W246) B 250 (246.244) | 05/12- | | | | | | | |
| Motor M270.920 till 14/03/2014 | 1991 | 4 | 155 kW (211 PS) | B-KLASSE (W246) B 250 4-matic (246.246) | 08/14- | | | | | | | |
| Motor M270.920 till 14/03/2014 | 1991 | 4 | 155 kW (211 PS) | CLA Coupe (C117) CLA 250 (117.344) | 01/13- | | | | | | | |
| Motor M270.920 till 14/03/2014 | 1991 | 4 | 155 kW (211 PS) | CLA Coupe (C117) CLA 250 4-matic (117.344) | 07/13- | | | | | | | |
| Motor M270.920 till 14/03/2014 | 1991 | 4 | 155 kW (211 PS) | GLA-KLASSE (X156) GLA 250 (156.944) | 12(13- | | | | | | | |
| Motor M270.920 till 14/03/2014 | 1991 | 4 | 155 kW (211 PS) | GLA-KLASSE (X156) GLA 250 4-matic (156.946) | 12/13- | | | | | | | |
| Motor M274.910 till 17/04/2014 | 1595 | 4 | 115 kW (156 PS) | C-KLASSE (W204) C 180 CGI (204.031) | 01/08- | | | | | | | |
| Motor M274.910 till 17/04/2014 | 1595 | 4 | 115 kW (156 PS) | C-KLASSE (W205) C 180 (205.040) | 03/14- | | | | | | | |
| Motor M274.910 till 17/04/2014 | 1595 | 4 | 115 kW (156 PS) | C-KLASSE Coupe (C204) C 180 (204.331) | 01/13- | | | | | | | |
| Motor M274.910 till 17/04/2014 | 1595 | 4 | 115 kW (156 PS) | C-KLASSE Kombi (S204) C 180 CGI (204.231) | 02/12- | | | | | | | |
| Motor M274.910 till 17/04/2014 | 1595 | 4 | 115 kW (156 PS) | C-KLASSE Kombi (S205) C 180 (205.240) | 09/14- | | | | | | | |
| Motor M274.920 till 17/04/2014 | 1991 | 4 | 135 kW (184 PS) | C-KLASSE (W205) C 200 (205.042) | 12/13- | | | | | | | |
| Motor M274.920 till 17/04/2014 | 1991 | 4 | 155 kW (211 PS) | C-KLASSE (W205) C 250 CGI (205.045) | 03/14- | | | | | | | |
| Motor M274.920 till 17/04/2014 | 1991 | 4 | 135 kW (184 PS) | C-KLASSE Kombi (S205) C 200 (205.242) | 09/14- | | | | | | | |
| Motor M274.920 till 17/04/2014 | 1991 | 4 | 155 kW (211 PS) | C-KLASSE Kombi (S205) C 250 (205.245) | 09/14- | | | | | | | |
| Motor M274.920 till 17/04/2014 | 1991 | 4 | 135 kW (184 PS) | E-KLASSE (W212) E 200 (212.034) | 01/13- | | | | | | | |
| Motor M274.920 till 17/04/2014 | 1991 | 4 | 115 kW (156 PS) | E-KLASSE (W212) E 200 NGT (212.035) | 07/13- | | | | | | | |
| Motor M274.920 till 17/04/2014 | 1991 | 4 | 155 kW (211 PS) | E-KLASSE (W212) E 250 (212.036) | 01/13- | | | | | | | |














|  |  |  |  |  |  |  |  |  |  |  |  | |
|---|---|---|---|---|---|--|---|---|--|---|---|-------------|
| Motor M274.920 till 17/04/2014 | 1991 | 4 | 135 kW (184 PS) | E-KLASSE Cabriolet (A207) E 200 (207.434) | 03/13- | | | | | | | |
| Motor M274.920 till 17/04/2014 | 1991 | 4 | 155 kW (211 PS) | E-KLASSE Cabriolet (A207) E 250 (207.436) | 06/13- | | | | | | | |
| Motor M274.920 till 17/04/2014 | 1991 | 4 | 135 kW (184 PS) | E-KLASSE Coupe (C207) E 200 (207.334) | 06/13- | | | | | | | |
| Motor M274.920 till 17/04/2014 | 1991 | 4 | 155 kW (211 PS) | E-KLASSE Coupe (C207) E 250 (207.336) | 06/13- | | | | | | | |
| Motor M274.920 till 17/04/2014 | 1991 | 4 | 135 kW (184 PS) | E-KLASSE Kombi (S212) E 200 (212.234) | 11/12- | | | | | | | |
| Motor M274.920 till 17/04/2014 | 1991 | 4 | 155 kW (211 PS) | E-KLASSE Kombi (S212) E 250 (212.236) | 11/12- | | | | | | | |
| Motor M274.920 till 17/04/2014 | 1991 | 4 | 135 kW (184 PS) | GLK-KLASSE (X204) 200 (204.934) | 08/13- | | | | | | | |
| Motor M274.920 till 17/04/2014 | 1991 | 4 | 155 kW (211 PS) | GLK-KLASSE (X204) 250 (204.936) | 08/13- | | | | | | | |
| Motor M274.920 till 17/04/2014 | 1991 | 4 | 155 kW (211 PS) | GLK-KLASSE (X204) 250 4-matic (204.937) | 08/13- | | | | | | | |
| Motor M 266 | 1998 | 4 | 100 - 142 kW 136 - 193 PS | 200, 200 Turbo | 05 | 83,000 | 1,20 1,75 2,00 | 910 IF NIT S 931 P 777 NIT S |  | 120 010 0058 00 | 1 | STD |
| Motor M 266 | 1498 | 4 | 70 kW 95 PS | A 150, B 150 | 05 | | | |  | | | |
| Motor M 266 | 1698 | 4 | 85 kW 115 PS | A 170, B 170 | 05 | | | |  | | | |
| Dieselmotor OM 651.901 | 1796 | 4 | 80 - 100 kW (109 - 136 PS) | A-/B-Klasse (W176, W246) A180/200 CDI, B180/200 CDI | 11/11- | 83,000 | 2,00 1,75 2,00 | 910 IF CKS 911 IF U CR 947 EX NIT S |  | 120 010 0071 00 21 | 1 | STD 0,50 |
| Dieselmotor OM 651.901 | 1796 | 4 | 100 kW (136 PS) | CLA Coupe (C117) CLA 200 CDI (117.301) | 06/13- | | | |  | | | |
| Dieselmotor OM 651.911 | 2143 | 4 | 125 - 150 kW (170 - 204 PS) | C-/E-Klasse (W204, C204, S204, A207, C207) 220/250 CDI | 08/08- | | | |  | | | |
| Dieselmotor OM 651.912 | 2143 | 4 | 120 - 150 kW (163 - 204 PS) | C-/GLK-Klasse (W204, S204, X204) 220/250 CDI | 12/08- | | | |  | | | |
| Dieselmotor OM 651.913 | 2143 | 4 | 88 - 105 kW (120 - 143 PS) | C-/GLK-Klasse (W204, S204, X204) 180/200 CDI | 07/10- | | | |  | | | |
| Dieselmotor OM 651.916 | 2143 | 4 | 120 - 125 kW (163 - 170 PS) | GLK-Klasse (X204) 220 CDI | 07/10- | | | |  | | | |
| Dieselmotor OM 651.924 | 2143 | 4 | 125 - 150 kW (170 - 204 PS) | E-/CLS-Klasse (W211, W212, S212, C218, X218) E 220/250 CDI, E 300 Hybrid, CLS 250 CDI | 08/08- | | | |  | | | |
| Dieselmotor OM 651.925 | 2143 | 4 | 100 kW (136 PS) | E-Klasse (W212, S212) E 200 CDI | 01/09- | | | |  | | | |
| Dieselmotor OM 651.930 | 2143 | 4 | 125 kW (170 PS) | A-/B-Klasse (W176, W246) A 220 CDI, B 220 CDI | 11/11- | | | |  | | | |
| Dieselmotor OM 651.940 | 2143 | 4 | 70 - 120 kW (95 - 163 PS) | Vito/Viano (W639) 110/113/116 CDI, 2.0/2.2 CDI | 07/10- | | | |  | | | |
| Dieselmotor OM 651.955 | 2143 | 4 | 70 - 95 kW (95 - 129 PS) | Sprinter (906) 210/310/313/510 CDI | 06/06- | | | |  | | | |
| Dieselmotor OM 651.956 | 2143 | 4 | 95 kW (129 PS) | Sprinter (906) 213/313/513 CDI | 06/06- | | | |  | | | |
| Dieselmotor OM 651.957 | 2143 | 4 | 120 kW (163 PS) | Sprinter (906) 216/316/416/516 CDI | 06/06- | | | |  | | | |
| Dieselmotor OM 651.960 | 2143 | 4 | 150 kW (204 PS) | M-Klasse (W166) ML 250 CDI BlueTec | 06/11- | | | |  | | | |
| Dieselmotor OM 651.961 | 2143 | 4 | 150 kW (204 PS) | S-Klasse (W221) S 250 CDI | 01/11- | | | |  | | | |
| Dieselmotor OM 651.980 | 2143 | 4 | 150 kW (204 PS) | SLK (R172) 250 CDI | 01/12- | | | |  | | | |



Globally reliable

DAIMLER-MERCEDES BENZ

| | ccm | | | | | | | | | | | |
|---------------------------|------|---|--------------------------------|---|-------------|--------|----------------------|---|--|-----------------|---|-----|
| Dieselmotor OM 642.867 | 2987 | 6 | 185 kW (252 PS) | S-KLASSE (W222, V222, X222) S 350 BlueTEC 4-matic | 02/14- | 83,000 | 2,00 2,00 2,00 | 916 IF NIT S PVD 911 IF U CR 947 EX NIT S | | 120 010 0046 00 | 1 | STD |
| Dieselmotor OM 642.820 | 2987 | 6 | 150 kW - 170 kW (204 - 231 PS) | GL-KLASSE (X164) GL 320 CDI / 350 BlueTEC 4-matic, M-KLASSE (W164) ML 300 CDI 4-matic, M-KLASSE (W164) ML 350 CDI 4-matic | 09/09-12/12 | | | | | | | |
| Dieselmotor OM 642.822 | 2987 | 6 | 195 kW (265 PS) | GL-KLASSE (X164) GL 350 CDI 4-matic, M-KLASSE (W164) ML 350 CDI 4-matic | 09/10- | | | | | | | |
| Dieselmotor OM 642.826 | 2987 | 6 | 179 kW (243 PS) | GL-KLASSE (X166) GL 350 CDI / BlueTec 4-matic, GLE (W166) 350 d 4-matic, GLE (C292) 350 d 4-matic, GLS (X166) 350 d 4-matic, M-KLASSE (W166) ML 350 BlueTEC 4-matic | 06/11- | | | | | | | |
| Dieselmotor OM 642.830 | 2987 | 6 | 170 kW (231 PS) | C-KLASSE (S204/W204) C 350 CDI | 08/07-08/14 | | | | | | | |
| Dieselmotor OM 642.832 | 2987 | 6 | 170 kW (231 PS) | C-KLASSE (S204/W204) C 300 CDI 4-matic, C 350 CDI 4-matic, GLK-KLASSE (X204) 350 CDI 4-matic | 07/09-08/14 | | | | | | | |
| Dieselmotor OM 642.834 | 2987 | 6 | 195 kW (265 PS) | C-KLASSE Kombi (S204/W204) C 350 CDI | 06/11-08/14 | | | | | | | |
| Dieselmotor OM 642.835 | 2987 | 6 | 195 kW (265 PS) | GLK-KLASSE (X204) 350 CDI 4-matic | 07/12-06/15 | | | | | | | |
| Dieselmotor OM 642.836 | 2987 | 6 | 170 kW (231 PS) | E-KLASSE (A207/C207) E 350 CDI | 01/09- | | | | | | | |
| Dieselmotor OM 642.838 | 2987 | 6 | 185 kW - 198 kW (252 - 265 PS) | E-KLASSE (A207/C207) E 350 BlueTEC | 04/11- | | | | | | | |
| Dieselmotor OM 642.850 | 2987 | 6 | 150 kW - 170 kW (204 - 231 PS) | E-KLASSE (S212/W212) E 300 CDI, E 350 BlueTEC, E 350 CDI, E 300 CDI / BlueTEC | 01/09- | | | | | | | |
| Dieselmotor OM 642.852 | 2987 | 6 | | E-KLASSE (S212/W212) E 300 CDI / BlueTEC, CLS (C218) CLS 350 BlueTEC | 11/09- | | | | | | | |
| Dieselmotor OM 642.853 | 2987 | 6 | 195 kW (265 PS) | CLS Shooting Brake (X218) CLS 350 CDI, CLS (C218) CLS 350 BlueTEC / d | 01/11- | | | | | | | |
| Dieselmotor OM 642.854 | 2987 | 6 | 195 kW (265 PS) | CLS Shooting Brake (X218) CLS 350 CDI 4-matic, CLS (C218) CLS 350 CDI 4-matic | 09/11- | | | | | | | |
| Dieselmotor OM 642.855 | 2987 | 6 | 190 kW (258 PS) | E-KLASSE (W213) E 350 d | 01/16- | | | | | | | |
| Dieselmotor OM 642.856 | 2987 | 6 | 170 kW (231 PS) | E-KLASSE (S212/W212) E 350 CDI 4-matic | 09/09- | | | | | | | |
| Dieselmotor OM 642.858 | 2987 | 6 | 185 kW - 195 kW (252-265 PS) | E-KLASSE (S212/W212) E 350 BlueTEC 4-matic, E-KLASSE (S212/W212) E 350 CDI 4-matic, CLS Shooting Brake (X218) CLS 350 d 4-matic, CLS (C218) CLS 350 BlueTEC 4-matic | 03/11- | | | | | | | |
| Dieselmotor OM 642.861 | 2987 | 6 | 190 kW (258 PS) | S-KLASSE (W222, V222, X222) S 350 BlueTEC / d | 05/13- | | | | | | | |
| Dieselmotor OM 642.862 | 2987 | 6 | 190 kW (258 PS) | S-KLASSE (W221) S 350 BlueTec | 04/11-12/13 | | | | | | | |
| Dieselmotor OM 642.868 | 2987 | 6 | 190 kW (258 PS) | S-KLASSE (W221) S 350 BlueTEC 4-matic | 04/11-12/13 | | | | | | | |


































|  | ccm |  |  |  |  |  |  |  |  |  |  | |
|---|------|---|---|---|---|--|---|---|---|---|---|-----|
| Dieselmotor OM 642.870 | 2987 | 6 | 157 kW (214 PS) | R-KLASSE (W251, V251) R 280 CDI, R 300 CDI, R 320 CDI 4-matic, R 350 CDI 4-matic | 01/06- | | | | | | | |
| Dieselmotor OM 642.872 | 2987 | 6 | 195 kW (265 PS) | R-KLASSE (W251, V251) R 280 CDI, R 300 CDI, R 350 CDI | 05/06- | | | | | | | |
| Dieselmotor OM 642.886 | 2987 | 6 | 155 kW (211 PS) | G-KLASSE (W463) G 350 CDI | 07/11 | | | | | | | |
| Dieselmotor OM 642.887 | 2987 | 6 | 180 kW (245 PS) | G-KLASSE (W463) G 350 d | 06/15 | | | | | | | |
| Dieselmotor OM 642.890 | 2987 | 6 | 165 kW (224 PS) | VITO / MIXTO 122 CDI | 09/10- | | | | | | | |
| Dieselmotor OM 642.910 | 2987 | 6 | 165 kW (224 PS) | C-KLASSE (S203/W203) C 320 CDI, CLK (A209/C209) 320 CDI, E-KLASSE (W211) E 320 CDI 4-matic | 01/05-08/07 | | | | | | | |
| Dieselmotor OM 642.920 | 2987 | 6 | 140 kW - 200 kW (190-272 PS) | E-KLASSE (S211/W211) E 280 T CDI, E 320 T CDI 4-matic, E 320 BlueTEC, CLS (C219) CLS 320 CDI, CLS 350 CDI | 01/05-12/10 | | | | | | | |
| Dieselmotor OM 642.921 | 2987 | 6 | 140 kW (190 PS) | E-KLASSE (S211/W211) E 280 T CDI 4-matic | 03/05-07/09 | | | | | | | |
| Dieselmotor OM 642.930 | 2987 | 6 | 155 kW - 173 kW (211-235 PS) | S-KLASSE (W221) S 320 CDI, S-KLASSE (W221) S 350 CDI, | 10/05-12/13 | | | | | | | |
| Dieselmotor OM 642.932 | 2987 | 6 | 155 kW - 173 kW (211-235 PS) | S-KLASSE (W221) S 320 CDI 4-matic | 10/05-12/13 | | | | | | | |
| Dieselmotor OM 642.940 | 2987 | 6 | 140 kW - 170 kW (190-231PS) | M-KLASSE (W164) ML 350 CDI 4-matic, ML 320 CDI 4-matic, ML 300 CDI 4-matic, ML 280 CDI 4-matic, GL-KLASSE (X164) GL 320 CDI 4-matic, GL 350 CDI 4-matic, | 07/05- | | | | | | | |
| Dieselmotor OM 642.950 | 2987 | 6 | 140 kW - 165 kW (190-224 PS) | R-KLASSE (W251, V251) R 280 CDI, R 300 CDI, R 320 CDI, R 350 CDI | 01/06- | | | | | | | |
| Dieselmotor OM 642.960 | 2987 | 6 | 165 kW (224 PS) | C-KLASSE (S204/W204) C 320 CDI, C 350 CDI | 01/07-01/14 | | | | | | | |
| Dieselmotor OM 642.961 | 2987 | 6 | 165 kW (224 PS) | C-KLASSE (S204/W204) C 320 CDI 4-matic, C 350 CDI 4-matic, GLK-KLASSE (X204) 320 CDI 4-matic | 07/07-01/14 | | | | | | | |
| Dieselmotor OM 642.970 | 2987 | 6 | 165 kW (224 PS) | G-KLASSE (W463) G 320 CDI | 09/06- | | | | | | | |
| Dieselmotor OM 642.990 | 2987 | 6 | 150 kW - 165 kW (204-224 PS) | V-KLASSE (W639) CDI 3.0, VIANO (W639) CDI 3.0 | 03/06- | | | | | | | |
| Dieselmotor OM 642.992, OM 642.993 | 2987 | 6 | 135 kW (184 PS) | SPRINTER 3,5-t (906) 318 CDI, 319 CDI, 218 CDI, 219 CDI SPRINTER 4,6-t (906) 319 CDI, 418 CDI, 419 CDI SPRINTER 5-t (906) 518 CDI, 519 CDI | 06/06- | | | | | | | |
| Dieselmotor OM 639.939 | 1493 | 3 | 50 kW - 70 kW (68-95 PS) | Smart Forfour (454) 1.5 CDI (454.000) | 09/04-06/06 | 83,000 | 2,00 2,00 | 910 CR S 911 IF U P |  | 120 010 0059 00 | 1 | STD |
| Dieselmotor OM 640.940 | 1991 | 4 | 80 kW (109 PS) | B-KLASSE (W245) B 180 CDI, A-KLASSE (W169) A 180 CDI | 09/04-06/12 | | | 947 EX NIT S |  | | | |
| Dieselmotor OM 640.941 | 1991 | 4 | 103 kW (140 PS) | B-KLASSE (W245) B 200 CDI, A-KLASSE (W169) A 200 CDI | 09/04-06/12 | | | | | | | |



Globally reliable

DAIMLER-MERCEDES BENZ

| | ccm | | | | | | | | | | | |
|-----------------------------------|------|-----|---------------------------------|--|----------|--------|------------------------------|---|--|-----------------------------|---|---------------------|
| Motor M 112 E 24 | 2398 | V6 | 120 kW (170 PS) | E 240, C 240 | 97- | 83,200 | 1,50 1,75 3,00 | 910 IF NIT S 931 P 777 NIT S | | 120 010 0037 00 15 | 1 | STD 0,25 |
| Motor M 137 E 58 | 5786 | V12 | 270 kW (367 PS) | S 600, CL 600 | | 84,000 | 1,20 1,50 2,50 | 910 NIT S 931 P 777 NIT S | | 120 010 0052 00 | 1 | STD |
| Motor M 166 E 19 | 1898 | 4 | 92 kW (125 PS) | A 190 | | 84,000 | 1,20 1,75 2,50 | 910 NIT S 931 P 777 NIT S | | 120 010 0041 00 21 | 1 | STD 0,50 |
| Motor M 111 E 18 | 1799 | 4 | 90 kW (122 PS) | C 180 | 05/96- | 85,300 | 1,50 1,75 3,00 | 910 IF NIT S 931 P 777 NIT S | | 120 010 0032 00 21 | 1 | STD 0,50 |
| Motor M 110 | 2746 | 6 | 81 - 136 kW (110 - 185 PS) | 280, 280 E, 280 SE, 280 SL | 02/79- | 86,000 | 1,75 2,50 4,00 | 910 IF CR S 931 FE 947 EX CR | | 120 010 0026 00 21 29 | 1 | STD 0,50 1,00 |
| Motor M 110 | 2746 | 6 | 115 - 136 kW 156 - 185 PS | 280, 280 E, 280 SE, 280 SL | 72 - | 86,000 | 1,75 2,50 | 910 IF CR S 931 FE | | 120 010 0049 00 21 | 1 | STD 0,50 |
| Motor M 123.921 | 2525 | 6 | 103 kW (140 PS) | 250 | 79- | | 4,00 | 777 CR S | | 29 | | 1,00 |
| Dieselmotor OM 628 DE 40 LA | 3996 | 8 | 184 + 191 kW (250 + 260 PS) | S 400, G 400, M 400, E 400 CDI | 00 - | 86,000 | 2,50 2,00 3,00 | 910 NIT S 931 P 947 EX NIT | | 120 010 0011 00 | 1 | STD |
| Motor M 130 | 2778 | 6 | 81-125 kW (110-170 PS) | 250, 280 S, 300 S | | 86,500 | 2,00 2,00 2,50 4,00 | 910 CR S 911 FE 931 FE 947 EX P | | 120 010 0002 00 21 29 | 1 | STD 0,50 1,00 |
| Motor M 130 | 2778 | 6 | 81 - 125 kW 110 - 170 PS | 280 S, 280 SE, 280 SL, 250 C, 300 SE, U 110, 404 | 68-72 | 86,500 | 2,00 2,50 4,00 | 910 CR S 931 FE 777 CR S | | 120 010 0034 00 21 29 | 1 | STD 0,50 1,00 |
| Dieselmotor OM 621 | 1988 | 4 | 33-40,5 kW (45-55 PS) | 180 D, 190 D, 406 D, 200 D, 319 D, 405 D | | 87,000 | 1,50 1,50 2,50 5,00 | 910 IF CR S 911 IF FE 931 FE 947 EX FE | | 120 010 0006 00 21 29 | 1 | STD 0,50 1,00 |
| Motor M 115 | 1988 | 4 | 62,5 - 77,5 kW (85 - 105 PS) | 200, 220, 408, O 309 | 68 - | 87,000 | 1,50 2,50 4,00 | 910 IF CR S 931 FE 947 EX P | | 120 010 0004 00 21 29 | 1 | STD 0,50 1,00 |
| Motor M 115 | 1988 | 4 | 62,5 - 77,5 kW (85 - 95 PS) | 200, 220, O 309 B, L 408 GC | 68-80 | 87,000 | 1,75 2,50 4,00 | 910 IF CR S 931 FE 777 CR S | | 120 010 0047 00 21 29 | 1 | STD 0,50 1,00 |
| Motor M 115 | 1988 | 4 | 62,5 - 77,5 kW (85 - 105 PS) | 200, O 309 B, L 408 GC | 68-80 | 87,000 | 1,75 2,50 4,00 | 910 IF CR S 931 FE 947 EX P | | 120 010 0054 00 21 29 | 1 | STD 0,50 1,00 |
| Dieselmotor OM 621 | 1988 | 4 | 33-40,5 kW (45-55 PS) | 180 D, 190 D, 406 D, 200 D, 319 D, 405 D | | 87,000 | 2,00 2,00 2,00 5,00 | 910 CR S 911 IF FE 911 IF FE 947 EX FE | | 120 010 0005 00 21 29 | 1 | STD 0,50 1,00 |
| Dieselmotor OM 615 | 2197 | 4 | 37,5 - 48 kW (51 - 65 PS) | 200 D, 206 D, 207 D 306 D 220 D, L 206 D L 306 D O 309 D L 406 G L 408 G, Unimog U 45/421 U 52/421 | 69 - 78 | 87,000 | 2,00 2,00 4,00 | 910 CR S 911 IF FE 947 EX CR | | 120 010 0008 00 21 29 | 1 | STD 0,50 1,00 |
| Dieselmotor OM 615 | 1988 | 4 | 44 kW (60 PS) | 200 D, 206 D, 207 D, 306 D | 02/79-85 | | | | | | | |
| Dieselmotor OM 615 | 2197 | 4 | 44/48 kW (60/65 PS) | 220 D, L 206 D, L 306 D | 72-78 | | | | | | | |
| Dieselmotor OM 601.911/912 | 1997 | 4 | 53 kW (72 PS) | 190 D, 200 D | 83 - 93 | 87,000 | 2,00 2,00 | 910 CR S 911 IF FE | | 120 010 0019 00 21 | 1 | STD 0,50 |
| Dieselmotor OM 601.921 | 2197 | 4 | 53,5 kW (73 PS) | 190 D (USA) | 06/84- | | 3,00 | 947 EX CR | | | | |
| Motor M 115.900 | 2197 | 4 | 77,5 kW (105 PS) | 220, O 309, L 408 (USA) | 01/68-74 | 87,000 | 2,00 2,50 4,00 | 910 CR S 931 FE 947 EX P | | 120 010 0003 00 21 29 | 1 | STD 0,50 1,00 |
| Motor M 115 | 1998 | 4 | 45 kW | 200 | | 87,000 | 2,00 | 910 CR S | | 120 010 0017 00 21 | 1 | STD 0,50 |
| Motor M 115 | 2197 | 4 | 63-78 kW (85-105 PS) | 220, O 309, L 408 | | | 5,00 | 947 EX FE | | 29 | | 1,00 |
| Dieselmotor OM 601.911/912/913 | 1997 | 4 | 53-55 kW (72-75 PS) | 190 D, 200 D, 200 TD | 06/84-93 | 87,000 | 2,50 2,00 | 910 CR 911 IF FE | | 120 010 0023 00 21 | 1 | STD 0,50 |
| Dieselmotor OM 602 | 2497 | 5 | 62 - 93 kW (84 - 126 PS) | 190 D 2.5, 250 D, 250 GD, O 405 TURBO | 89 - 93 | | 3,00 | 947 EX CR | | 25 | | 0,70 |
| Dieselmotor OM 603 A | 2996 | 6 | 80 - 110,5 kW 109 - 150 PS | 300 D, 300 GD, 300 D TURBO | 84 - | | | | | | | |
| Dieselmotor OM 603 A | 2497 | 5 | 83 - 110 kW 113 - 150 PS | C 250 D, E 250 D C 250 Turbodiesel | 93 - | | | | | | | |
| Dieselmotor OM 605 LA | 2996 | 6 | 100 - 130 kW 136 - 177 PS | E 300 D, S 300 TD | 93 - 96 | | | | | | | |














|  | ccm |  |  |  |  |  |  |  |  |  |  | |
|---|------|---|---|---|---|--|---|---|---|---|---|---------------------|
| Dieselmotor OM 615 | 1988 | 4 | 40,5 kW (55 PS) | 200 D, 206 D, 306 D | 68-79 | 87,000 | 3,00 2,00 4,00 | 910 IF CR S 911 IF FE 947 EX CR |  | 120 010 0009 00 21 29 | 1 | STD 0,50 1,00 |
| Motor M 276 | 2496 | 6 | 150 kW 204 PS | C, E 230 | 08 - | 88,000 | 1,20 1,50 2,00 | 910 IF NIT S 931 FE 777 NIT S |  | 120 010 0065 00 | 1 | STD |
| Motor M 276 | 2996 | 6 | 170 kW 231 PS | C, E 280 | 08 - | | | |  | | | |
| Motor M 272 KE 25 | 2496 | 6 | 150 / 204 170 / 231 | C 230, C 280, E 280, CLK 280, SLK 280 | | 88,000 | 1,20 1,75 2,50 | 910 NIT S 931 P 777 NIT S |  | 120 010 0060 00 | 1 | STD |
| Motor M 272 KE 30 | 2996 | 6 | 150 / 204 170 / 231 | C 230, C 280, E 280, CLK 280, SLK 280 | | | | |  | | | |
| Motor M 272.940 | 2996 | 6 | 231 / 170 | CLK 280, CLK 300 | | 88,000 | 1,50 1,75 2,50 | 910 NIT S 931 P 777 NIT S |  | 120 010 0064 00 | 1 | STD |
| Motor M 116 | 3839 | V8 | 150 kW (204 PS) | 380 SE, 380 SL | 81-85 | 88,000 | 1,50 2,00 3,50 | 910 IF CR S 931 FE 947 EX CR |  | 120 010 0025 00 29 | 1 | STD 1,00 |
| Dieselmotor OM 611.960 | 2151 | 4 | 75 - 92 kW (102 - 125 PS) | C-Klasse (W202, S202) C 200 CDI | 09/97-03/01 | 88,000 | 2,50 2,00 3,00 | 910 NIT S IF 911 IF P 947 EX NIT S |  | 120 010 0068 00 21 | 1 | STD 0,50 |
| Dieselmotor OM 611.961 | 2151 | 4 | 75 - 105 kW (102 - 143 PS) | E-Klasse (W210, S210) E 220 CDI | 06/98-03/03 | | | |  | | | |
| Dieselmotor OM 611.962 | 2148 | 4 | 85 - 105 kW (116 - 143 PS) | C-Klasse (W203, S203, CL203) C 220 CDI | 05/00-06/11 | | | |  | | | |
| Dieselmotor OM 611.980 | 2151 | 4 | 75 - 90 kW (102 - 122 PS) | V-Klasse/Vito (638) V 220 CDI | 03/99-07/03 | | | |  | | | |
| Dieselmotor OM 611.981 | 2148 | 4 | 80 - 95 kW (109 - 129 PS) | Sprinter (901, 902, 903, 904) 211/213 CDI, 311/313 CDI, 411/413 CDI | 04/00-05/06 | | | |  | | | |
| Dieselmotor OM 611.987 | 2148 | 4 | 60 kW (82 PS) | Sprinter (901, 902, 903, 904) 208/308/408 CDI | 04/00-05/06 | | | |  | | | |
| Dieselmotor OM 612.961 | 2685 | 5 | 120 - 125 kW (163 - 170 PS) | E-Klasse (W210, S210) E 270 CDI | 07/99-03/03 | | | |  | | | |
| Dieselmotor OM 612.962 | 2685 | 5 | 125 kW (170 PS) | C-/CLK-Klasse (W203, S203, C209) C 270 CDI | 12/00-05/09 | | | |  | | | |
| Dieselmotor OM 612.963 | 2685 | 5 | 120 kW (163 PS) | M-Klasse (W163) ML 270 CDI | 12/99-06/05 | | | |  | | | |
| Dieselmotor OM 612.965 | 2685 | 5 | 115 kW (156 PS) | G-Klasse (W463) G 270 CDI | 10/01- | | | |  | | | |
| Dieselmotor OM 612.967 | 2685 | 5 | 120 - 125 kW (163 - 170 PS) | CLK (C209) 270 CDI | 10/02-05/09 | | | |  | | | |
| Dieselmotor OM 612.981 | 2685 | 5 | 115 kW (156 PS) | Sprinter (901, 902, 903, 904, 905) 216/316/416/616 CDI | 04/00- | | | |  | | | |
| Dieselmotor OM 612.990 | 2950 | 5 | 170 kW (231 PS) | C-Klasse (W203, S203, CL203) C 30 CDI AMG | 09/02-06/11 | | | |  | | | |
| Dieselmotor OM 613.960 | 3222 | 6 | 145 kW (197 PS) | S-Klasse (W220) S 320 CDI | 08/99-09.02 | | | |  | | | |
| Dieselmotor OM 613.961 | 3226 | 6 | 145 kW (197 PS) | E-Klasse (W210, S210) E 320 CDI | 07/99-03/03 | | | |  | | | |



DAIMLER-MERCEDES BENZ

Globally reliable

| | ccm | | | | | | | | | | | |
|--|------|---|----------------------------------|---|-------------|--------|----------------------|---|--|-----------------------------|---|---------------------|
| Dieselmotor OM 612.966 | 2685 | 5 | 115 kW (156 PS) | G-Klasse (W461) G 270 CDI | 10/01-10/06 | 88,000 | 2,50 2,00 3,00 | 910 IF CKS 911 IF U CR 947 EX NIT S | | 120 010 0069 00 21 | 1 | STD 0,50 |
| Dieselmotor OM 646.811 | 2148 | 4 | 100 - 125 kW (136 - 170 PS) | C-Klasse (W204, S204) C 200 CDI | 01/07- | | | | | | | |
| Dieselmotor OM 646.812 | 2148 | 4 | 100 kW (136 PS) | C-Klasse (W204) C 200 CDI | 01/07- | | | | | | | |
| Dieselmotor OM 646.820 | 2148 | 4 | 100 kW (136 PS) | E-Klasse (W211) E 200 CDI | 04/06-12/08 | | | | | | | |
| Dieselmotor OM 646.821 | 2148 | 4 | 100 - 125 kW (136 - 170 PS) | E-Klasse (W211, S211) E 200/220 CDI | 03/03-07/09 | | | | | | | |
| Dieselmotor OM 646.951 | 2148 | 4 | 75 - 90 kW (102 - 122 PS) | E-Klasse (W211) E 200 CDI | 07/02-12/08 | | | | | | | |
| Dieselmotor OM 646.961 | 2148 | 4 | 100 - 110 kW (136 - 150 PS) | E-Klasse (W211, S211) E 220 CDI | 03/02-07/09 | | | | | | | |
| Dieselmotor OM 646.962 | 2148 | 4 | 75 - 90 kW (102 - 122 PS) | C-/CLC-Klasse (W203, S203, CL203) C/CLC 200 CDI | 02/01- | | | | | | | |
| Dieselmotor OM 646.963 | 2148 | 4 | 110 kW (150 PS) | C-/CLC-Klasse (W203, S203, CL203) C/CLC 220 CDI | 02/04- | | | | | | | |
| Dieselmotor OM 646.966 | 2148 | 4 | 110 kW (150 PS) | CLK (C209) 220 CDI | 01/05-05/09 | | | | | | | |
| Dieselmotor OM 646.980 | 2148 | 4 | 70 kW (95 PS) | Vito (W639) 109 CDI | 09/06- | | | | | | | |
| Dieselmotor OM 646.981 | 2148 | 4 | 70 kW (95 PS) | Vito (W639) 109 CDI | 08/06- | | | | | | | |
| Dieselmotor OM 646.982 | 2148 | 4 | 80 - 110 kW (109 - 150 PS) | Viano/Vito (W639) CDI 2.0/2.2, 111/115 CDI | 09/03- | | | | | | | |
| Dieselmotor OM 646.983 | 2148 | 4 | 65 kW (88 PS) | Vito (W639) 109 CDI | 09/03- | | | | | | | |
| Dieselmotor OM 646.984 | 2148 | 4 | 65 kW (88 PS) | Sprinter (906) 209/309/509 CDI | 06/06- | | | | | | | |
| Dieselmotor OM 646.985 | 2148 | 4 | 80 kW (109 PS) | Sprinter (906) 211/311/511 CDI | 06/06- | | | | | | | |
| Dieselmotor OM 646.986 only in combination with piston A 646 030 0417 | 2148 | 4 | 95 - 110 kW (129 - 150 PS) | Sprinter (906) 213/313/413/513 CDI | 06/06- | | | | | | | |
| Dieselmotor OM 646.989 | 2148 | 4 | 110 kW (150 PS) | Sprinter (906) 215/315/415/515 CDI | 06/06- | | | | | | | |
| Dieselmotor OM 646.990 | 2148 | 4 | 110 kW (150 PS) | Sprinter (906) 215/315/415/515 CDI | 06/06- | | | | | | | |
| Dieselmotor OM 647.961 | 2685 | 5 | 130 kW (177 PS) | E-Klasse (W211, S211) E 270 CDI | 03/02-07/09 | | | | | | | |
| Dieselmotor OM 648.960 | 3222 | 6 | 150 kW (204 PS) | S-Klasse (W220) S 320 CDI | 09/02-08/05 | | | | | | | |
| Dieselmotor OM 648.961 | 3222 | 6 | 130 - 150 kW (177 - 204 PS) | E-Klasse (W211, S211) E 320 CDI, E 280 CDI | 11/02-07/09 | | | | | | | |
| Dieselmotor OM 646.986 only in combination with piston A 646 030 0817 | 2148 | 4 | 95 - 110 kW (129 - 150 PS) | Sprinter (906) 213/313/413/513 CDI | 06/06- | 88,000 | 2,50 2,00 2,00 | 910 IF CKS 911 IF U CR 947 EX NIT S | | 120 010 0070 00 21 | 1 | STD 0,50 |
| Motor M 103 E 30 M 104 E 30 | 2962 | 6 | 132,5 - 170 kW (180 - 231 PS) | 300 E, 300 GE, 300 SE, 300 SL, 300 E-24, 300 SL-24 | 84 - 93 | 88,500 | 1,50 1,75 3,00 | 910 IF NIT S 931 P 947 EX NIT S | | 120 010 0010 00 21 29 | 1 | STD 0,50 1,00 |
| Motor M 103 E 30 M 104 E 30 | 2962 | 6 | 132,5 - 140 kW 180 - 190 PS | 300 E, 300 SE, 300 SL, 300 GE/TE 300 E-24, 300 SL-24 | 84-93 | 88,500 | 1,50 1,75 3,00 | 910 IF CR S 931 P 947 EX CR | | 120 010 0024 00 21 | 1 | STD 0,50 |
| Motor M 102 E 20 M 102 V 20 | 1997 | 4 | 80 - 90 kW (109 - 122 PS) | 190 E, 200 E, 200 GE, | 01/84- | 89,000 | 1,75 2,00 3,50 | 910 IF CR S 931 FE 947 EX CR | | 120 010 0021 00 21 29 | 1 | STD 0,50 1,00 |
| Dieselmotor OM 601 D 23 | 2299 | 4 | 58 - 72 kW (79 - 98 PS) | 208, 308, 408, 508, Viano, Vito | 88 - 00 | 89,000 | 2,50 2,00 3,00 | 910 IF CR 931 FE 947 EX CR | | 120 010 0031 00 21 | 1 | STD 0,50 |
| Dieselmotor OM 602 D 29 OM 602 D 29 LA | 2874 | 5 | 70 - 95 kW 95 - 129 PS | 290 GD, O 405, Sprinter, Vario | 88 - 00 | | | | | 25 | | 0,70 |
| Dieselmotor OM 603 D 35 A | 3449 | 6 | 100 - 110 kW 136 - 150 PS | 350 S, 350 GD | 92 - 97 | | | | | | | |
| Dieselmotor OM 604 D | 2155 | 4 | 70 kW 95 PS | C 220, E 220 | 93 - | | | | | | | |




































|  |  |  |  |  |  |  |  |  |  |  |  | |
|---|---|---|---|--|---|--|---|---|---|---|---|---------------------|
| Motor M 112.912 | 2597 | 6 | 125 kW (170 PS) | C-KLASSE (W203) C 240, C-KLASSE T-Model (S203) C 240, CLK (C209) 240, CLK Cabriolet (A209) CLK 240, CLK (C209) 240 | 05/00-03/10 | 89,900 | 1,50 1,75 3,00 | 910 IF NIT S 931 P 777 NIT S |  | 120 010 0033 00 15 21 | 1 | STD 0,25 0,50 |
| Motor M 112.913 | 2597 | 6 | 130 kW (177 PS) | E-KLASSE (S211) E 240 T | 03/03-07/09 | | | | | | | |
| Motor M 112.913, M 112.917 | 2597 | 6 | 130 kW (177 PS) | E-KLASSE (W211) E 240 | 03/02-12/08 | | | | | | | |
| Motor M 112.914 | 2597 | 6 | 125 kW (170 PS) | E-KLASSE (W210) E 240, E-KLASSE T-Model (S210) E 240 T | 08/00-03/03 | | | | | | | |
| Motor M 112.915 | 2597 | 6 | 125 kW (170 PS) | C-KLASSE (S202) C 240 T | 09/00-03/01 | | | | | | | |
| Motor M 112.916 | 2597 | 6 | 125 kW (170 PS) | C-KLASSE (W203) C 240 4-matic, C-KLASSE T-Model (S203) C 240 4-matic | 07/02-08/07 | | | | | | | |
| Motor M 112.917 | 2597 | 6 | 130 kW (177 PS) | E-KLASSE (W211) E 240 4-matic, E-KLASSE T-Model (S211) E 240 T 4-matic | 03/03-07/09 | | | | | | | |
| Motor M 112.920 | 2799 | 6 | 145 kW (197 PS) | C-KLASSE T-Model (S202) C 280 T, C-KLASSE (W202) C 280 | 06/97-03/01 | | | | | | | |
| Motor M 112.922 | 2799 | 6 | 150 kW (204 PS) | S-KLASSE (W220) S 280 | 10/98-08/05 | | | | | | | |
| Motor M 112.923 | 2799 | 6 | 150 kW (204 PS) | SL (R129) 280 | 05/98-10/01 | | | | | | | |
| Motor M 112.941 | 3199 | 6 | 165 kW (224 PS) | E-KLASSE (S210) E 320 T, E-KLASSE T-Model (S210) E 320 T 4-matic | 12/96-03/03 | | | | | | | |
| Motor M 112.941 | 3199 | 6 | 165 kW (224 PS) | E-KLASSE (W210) E 320, E-KLASSE (W210) E 320 4-matic | 06/97-03/02 | | | | | | | |
| Motor M 112.942 | 3199 | 6 | 160 kW (218 PS) | M-KLASSE (W163) ML 320 | 02/98-08/02 | | | | | | | |
| Motor M 112.943 | 3199 | 6 | 165 kW (224 PS) | SL (R129) 320 | 05/98-10/01 | | | | | | | |
| Motor M 112.944 | 3199 | 6 | 165 kW (224 PS) | S-KLASSE (W220) S 320 | 10/98-08/05 | | | | | | | |
| Motor M 112.945 | 3199 | 6 | 158 kW (215 PS) | G-KLASSE (W463) G 320, | 07/97- | | | | | | | |
| Motor M 112.946 | 3199 | 6 | 160 kW (218 PS) | C-KLASSE (W203) C 320, C-KLASSE T-Model (S203) C 320, C-KLASSE (CL203) C 320 | 05/00-05/08 | | | | | | | |
| Motor M 112.947 | 3199 | 6 | 160 kW (218 PS) | SLK (R170) 320 | 03/00-04/04 | | | | | | | |
| Motor M 112.949 | 3199 | 6 | 165 kW (224 PS) | E-KLASSE (W211) E 320, E-KLASSE T-Model (S211) E 320 T | 03/02-07/09 | | | | | | | |
| Motor M 112.951 | 3199 | 6 | 140 kW - 160 kW (190-218 PS) | VIANO (W639) 3.0, VIANO (W639) 3.2, VITO / MIXTO (W639) 119, VITO / MIXTO (W639) 122, VITO (W639) 119, VITO (W639) 122, | 09/03 | | | | | | | |
| Motor M 112.953 | 3199 | 6 | 160 kW (218 PS) | C-KLASSE (W203) C 320 4-matic, C-KLASSE T-Model (S203) C 320 4-matic | 07/02-08/07 | | | | | | | |
| Motor M 112.954 | 3199 | 6 | 165 kW (224 PS) | E-KLASSE (W211) E 320 4-matic, E-KLASSE T-Model (S211) E 320 T 4-matic | 03/03-07/09 | | | | | | | |
| Motor M 112.955 | 3199 | 6 | 160 kW (218 PS) | CLK (C209) 320, CLK Cabriolet (A209) CLK 320 | 05/09 | | | | | | | |
| Motor M 113.940 | 4266 | 8 | 205 kW (279 PS) | E-KLASSE (W210) E 430 4-matic, E-KLASSE T-Model (S210) E 430 T 4-matic | 05/99-03/03 | | | | | | | |
| Motor M 113.940 | 4266 | 8 | 205 kW (279 PS) | E-KLASSE (W210) E 430, E-KLASSE T-Model (S210) E 430 T | 06/97-03/03 | | | | | | | |
| Motor M 113.941 | 4266 | 8 | 205 kW (279 PS) | S-KLASSE (W220) S 430 | 10/98-05/05 | | | | | | | |



DAIMLER-MERCEDES BENZ

Globally reliable

| | ccm | | | | | | | | | | | |
|-----------------------------------|------|----|-------------------------------|---|-------------|--------|------------------------------|---|--|-----------------------------|-------------------|-----------------------|
| Motor M 113.942 | 4266 | 8 | 200 kW (272 PS) | M-KLASSE (W163) ML 430 | 02/98-06/05 | | | | | | | |
| Motor M 113.943 | 4266 | 8 | 205 kW (279 PS) | CLK (C208) 430, CLK Cabriolet (A208) 430 | 07/98-06/02 | | | | | | | |
| Motor M 113.944 | 4266 | 8 | 225 kW (306 PS) | C-KLASSE (W202) C 43 AMG | 08/97-05/00 | | | | | | | |
| Motor M 113.948 | 4266 | 8 | 205 kW (279 PS) | S-KLASSE (W220) S 430 4-matic | 09/02-08/05 | | | | | | | |
| Aircompressor | | | | Aircompressor | | 90,000 | 2,50 2,50 2,50 4,00 | 911 FE 930 FE 930 FE 948 EX FE | | 120 300 0003 00 21 29 | 1 0,50 1,00 | STD |
| Aircompressor | | | | Aircompressor | | 90,000 | 2,50 2,50 4,00 | 911 FE 930 FE 948 EX FE | | 120 300 0007 00 21 29 | 1 0,50 1,00 | STD |
| Aircompressor | | | | Aircompressor | | 90,000 | 2,50 2,50 4,00 | 911 FE 931 FE 777 CR S | | 120 300 0026 00 | 1 | STD |
| Motor M 111.970 | 2295 | 4 | 110 kW (150 PS) | E-KLASSE (W210) E 230, E-KLASSE T-Model (S210) E 230 T | 06/95-08/98 | 90,900 | 1,50 1,75 3,00 | 910 IF NIT S 931 P 777 NIT S | | 120 010 0039 00 ?? ?? | 1 | STD 91,25 91,50 |
| Motor M 111.973 | 2295 | 4 | 138 kW - 142 kW (188-193 PS) | SLK (R170) 230 Kompressor | 09/96-12/00 | | | | | | | |
| Motor M 111.973, M 111.975 | 2295 | 4 | 142 kW (193 PS) | CLK (C208) 230 Kompressor, C-KLASSE (S202) C 230 T Kompressor, C-KLASSE (W202) C 230 Kompressor | 06/97-09/00 | | | | | | | |
| Motor M 111.974 | 2295 | 4 | 110 kW (150 PS) | C-KLASSE (S202) C 230 T, C-KLASSE (W202) C 230 | 06/96-06/98 | | | | | | | |
| Motor M 111.977 | 2295 | 4 | 110 kW (150 PS) | M-KLASSE (W163) ML 230 | 02/98-06/05 | | | | | | | |
| Motor M 111.978, M 111.980 | 2295 | 4 | 105 kW (143 PS) | V-KLASSE (638/2) V 230, | 10/96-07/03 | | | | | | | |
| Motor M 111.979, M 111.984 | 2295 | 4 | 105 kW (143 PS) | VITO (638) 114 2.3 SPRINTER 2-t (901, 902) 214, SPRINTER 3-t (903) 314, SPRINTER 4-t (904) 414, SPRINTER 2-t (901, 902) 214 NGT, SPRINTER 3-t (903) 314 NGT | 02/95-05/06 | | | | | | | |
| Motor M 111.981 | 2295 | 4 | 145 kW (197 PS) | C-KLASSE (CL203) C 230 Kompressor | 03/01-05/02 | | | | | | | |
| Motor M 111.982 | 2295 | 4 | 145 kW (197 PS) | CLK (C208) 230 Kompressor, CLK (A208) 230 Kompressor | 06/00-06/02 | | | | | | | |
| Motor M 111.983 | 2295 | 4 | 145 kW (197 PS) | SLK (R170) 230 Kompressor | 03/00-04/04 | | | | | | | |
| Dieselmotor OM 616 | 2399 | 4 | 38 - 48 kW 52 - 65 PS | 240 D, 240 GD, MB 100, O 309, 207, 307, 407, 507, Unimog | 74 - | 90,900 | 3,00 2,00 4,00 | 910 IF CR S 911 IF FE 947 EX CR | | 120 010 0016 00 ?? ?? | 1 | STD 91,25 91,50 |
| Dieselmotor OM 617 OM 617 A | 2988 | 5 | 64,5 - 92 kW (88 - 125 PS) | 300 D, 300 SD Turbo, 300 TD Turbo, 209, 309, 409, 240 D 3.0 | 74- | | | | | | | |
| Dieselmotor OM 616 | 2404 | 4 | 38 - 48 kW (52 - 65 PS) | 240 D, 207, 307, 309, Unimog | 73- | 91,000 | 3,00 2,00 | 910 IF CR S 911 IF FE | | 120 010 0012 00 15 | 1 | STD 0,25 |
| Dieselmotor OM 617 | 3005 | 5 | 59 kW 80 PS | 240 D 3.0, 300 D | 74 - 79 | | 4,00 | 947 EX CR | | 21 25 | | 0,50 0,70 |
| Motor M 119 E 42 | 4196 | V8 | 205 kW (279 PS) | 420 SE/SEL, 420 E, E 400, 400 SE | 07/92- | 92,000 | 1,50 1,75 3,00 | 910 IF CR S 931 P 947 EX CR | | 120 010 0014 00 21 29 | 1 | STD 0,50 1,00 |
| Motor M 119 E 42 | 4196 | V8 | 205 kW (279 PS) | 420 SE/SEL, 420 E, E 400, 400 SE | 07/92- | 92,000 | 1,50 1,75 3,00 | 910 IF NIT S 931 P 947 EX NIT S | | 120 010 0038 00 21 | 1 | STD 0,50 |
| Motor M 119 E 42 | 4196 | V8 | 165 kW (224 PS) | 420 SE, 420 SL | 92-93 | 92,000 | 1,50 2,00 3,50 | 910 IF CR S 931 FE 947 EX CR | | 120 010 0028 00 21 29 | 1 | STD 0,50 1,00 |
| Motor M 116.960 / 961 | 3818 | V8 | 160 kW (218 PS) | 380 SE, 380 SL | 79-81 | 92,000 | 1,75 2,00 3,50 | 910 IF CR S 931 FE 947 EX CR | | 120 010 0030 00 21 29 | 1 | STD 0,50 1,00 |




















|  |  |  |  |  |  |  |  |  |  |  |  | |
|---|---|---|---|---|---|---|---|---|---|---|---|---------------------|
| Motor M 116 E 36 | 3499 | V8 | 147 kW (200 PS) | 280 SE 3.5, 300 SE 3.5, 350 SE, 350 SL | 69-79 | 92,000 | 1,75 2,50 4,00 | 910 IF CR S 931 FE 947 EX CR |  | 120 010 0029 00 21 29 | 1 | STD 0,50 1,00 |
| Motor M 117 | 4520 | 8 | 134,5 - 165,5 kW 182 - 225 PS | 450 SE, 450 SL, 450 SE-USA, 450 SL-USA | 72 - 79 | | | |  | | | |
| Motor M 272.960 | 3498 | 6 | 200 kW (272 PS) | C-KLASSE (W203) C 350, C-KLASSE Sportcoupe (CL203) C 350, CLC-CLASS (CL203) CLC 350, CLK (C209) 350, CLK Cabriolet (A209) CLK 350 | 01/05-06/11 | 92,900 | 1,50 1,75 2,50 | 910 NIT S 931 P 947 EX NIT S |  | 120 010 0074 00 21 | 1 | STD |
| Motor M 272.961 | 3498 | 6 | 200 kW (272 PS) | C-KLASSE (W204) C 350, C-KLASSE T-Model (S204) C 350, E-KLASSE Coupe (C207) E 350, -CLASS Cabriolet (A207) E 350 | 01/07- | | | |  | | | |
| Motor M 272.964 | 3498 | 6 | 200 kW (272 PS) | CLS (C219) CLS 350, E-KLASSE (W211) E 350, E-KLASSE T-Model (S211) E 350 T | 10/04-12/10 | | | |  | | | |
| Motor M 272.965 | 3498 | 6 | 200 kW (272 PS) | S-KLASSE (W221) S 350 | 10/05-12/13 | | | |  | | | |
| Motor M 272.966 | 3498 | 6 | 200 kW (272 PS) | SL (R230) 350 | 03/06-01/12 | | | |  | | | |
| Motor M 272.967 | 3498 | 6 | 200 kW (272 PS) | M-KLASSE (W164) ML 350, R-KLASSE (W251, V251) R 350 | 07/05- | | | |  | | | |
| Motor M 272.969 | 3498 | 6 | 224 kW (305 PS) | SLK (R171) 350 | 01/08-02/11 | | | |  | | | |
| Motor M 272.970 | 3498 | 6 | 200 kW (272 PS) | C-KLASSE T-Model (S203) C 350, C-KLASSE (W203) C 350 4-matic | 01/05-08/07 | | | |  | | | |
| Motor M 272.971 | 3498 | 6 | 200 kW (272 PS) | C-KLASSE (W204) C 350 4-matic, GLK-KLASSE (X204) 350 4-matic | 07/07-01/14 | | | |  | | | |
| Motor M 272.972 | 3498 | 6 | 200 kW (272 PS) | E-KLASSE T-Model (S211) E 350 T 4-matic, E-KLASSE (W211) E 350 4-matic, | 08/04-07/09 | | | |  | | | |
| Motor M 272.975 | 3498 | 6 | 200 kW (272 PS) | S-KLASSE (W221) S 350 4-matic | 02/08-12/13 | | | |  | | | |
| Motor M 272.977 | 3498 | 6 | 200 kW (272 PS) | E-KLASSE (W212) E 350 4-matic, E-KLASSE T-Model (S212) E 350 4-matic | 01/09- | | | |  | | | |
| Motor M 272.978 | 3498 | 6 | 190 kW (258 PS) | VITO (W639) 126, VITO / MIXTO (W639) 126, VIANO (W639) 3.5, V-CLASS (W639) 3.5 V 350 | 09/07- | | | |  | | | |
| Motor M 272.979 | 3498 | 6 | 190 kW (258 PS) | SPRINTER 3,5-t (906) 324, SPRINTER 3-t (906) 224, SPRINTER 4,6-t (906) 424, SPRINTER 5-t (906) 524 | 06/06- | | | |  | | | |
| Motor M 272.991 | 3498 | 6 | 200 kW (272 PS) | GLK-KLASSE (X204) 350 | 04/09-06/15 | | | |  | | | |
| Motor M 273.922 | 4663 | 8 | 250 kW (340 PS) | S-KLASSE (W221) S 450 | 12/05-12/13 | | | |  | | | |
| Motor M 273.923 | 4663 | 8 | 250 kW (340 PS) | GL-KLASSE (X164) GL 450 4-matic | 09/06 | | | |  | | | |
| Motor M 273.924 | 4663 | 8 | 250 kW (340 PS) | S-KLASSE (W221) S 450 4-matic | 12/05-12/13 | | | |  | | | |
| Motor M 115 E 23 | 2307 | 4 | 59 - 81 kW (80 - 110 PS) | 230 G-USA, 230, 230 G, O 309 | 73-82 | 93,750 | 1,75 2,50 4,00 | 910 IF CR S 931 P 947 EX CR |  | 120 010 0035 00 20 28 | 1 | STD 0,40 0,80 |
| Aircompressor | | | | Aircompressor | | 94,000 | 2,50 2,50 2,50 | 931 FE 931 FE 931 FE |  | 120 300 0004 00 21 29 | 1 | STD 0,50 1,00 |
| Motor M 102 E 23 | 2299 | 4 | 125 - 136 kW (170 - 185 PS) | 190 E 2.5-16 | 88- | 95,500 | 1,50 1,75 3,50 | 910 IF CR S 931 P 777 CR S |  | 120 010 0050 00 21 29 | 1 | STD 0,50 1,00 |



DAIMLER-MERCEDES BENZ

Globally reliable

| | ccm | | | | | | | | | | | |
|---|------|----|------------------------------------|--|------------|--------|--------------------------------------|--|--|---|--|--|
| Motor M 102 E 23 | 2299 | 4 | 70 - 100 kW (95 - 136 PS) | 230 E, 230 GE, 190 E (USA), 230 G, 190 E 2.3, 230 GE, 208, 210, 308, 310, 410, 510 | 82 - 95 | 95,500 | 1,75 2,00 3,50 | 910 IF CR S 931 P 947 EX CR | | 120 010 0022 00 21 29 | 1 STD 0,50 1,00 | |
| Motor M 102 E 23 | 2299 | 4 | 70-100 kW (95-136 PS) | 190 E 2.3, 230 E, 230 GE, 230 G, 208, 210, 310, 408, 409, 410, O 309 | 12/86 - 88 | 95,500 | 1,75 2,00 3,50 | 910 IF CR S 931 P 777 CR S | | 120 010 0056 00 21 29 | 1 STD 0,50 1,00 | |
| Motor M 119 E 50 | 4973 | V8 | 235 kW (320 PS) | S 500, SL 500, CL 500 | 93 - | 96,500 | 1,50 1,75 3,00 | 910 IF CR S 931 P 947 EX CR | | 120 010 0040 00 | 1 STD | |
| Motor M 117 E 50 M 119 E 50 | 4973 | V8 | 164 - 240 kW (223 - 333 PS) | 500, 500 SE, 500 SL, E 500, CL 500, S 500, SL 500 | 09/85- | 96,500 | 1,75 2,00 3,50 | 910 IF CR 911 IF 947 EX CR | | 120 010 0015 00 21 29 | 1 STD 0,50 1,00 | |
| Motor M 117 E 56 | 5547 | 8 | 205 - 220 kW 279 - 300 PS | 560 SE | 85 - | | | | | | | |
| Motor M 113 E 50 | 4966 | V8 | 225 kW (306 PS) | S 500, SL 500, G 500 | | 97,000 | 1,20 1,50 3,00 | 910 NIT S 931 P 777 NIT S | | 120 010 0045 00 | 1 STD | |
| Motor M 113.960 - 984 | 4966 | 8 | 218 kW (296 PS) 265 kW (360 PS) | AMG E 55, CLK, ML 55, G 55, S 55 | 01/97 - | 97,000 | 1,20 1,50 2,00 | 910 NIT S 931 P 777 NIT S | | 120 010 0055 00 | 1 STD | |
| Motor M113 E 55 K M 155 SLR | 5498 | 8 | 476 - 500 PS | CLS55, SL 55, CL 55 | | 97,000 | 1,20 1,75 2,00 | 910 NIT S 931 FE 777 NIT S | | 120 010 0066 00 | 1 STD | |
| Motor M 113 E 50 | 4966 | V8 | 220 kW | S 500, E 500, G 500, ML 500 | 97 - | 97,000 | 1,50 1,75 3,00 | 910 IF NIT S 931 P 777 NIT S | | 120 010 0043 00 21 | 1 STD 0,50 | |
| Dieselmotor OM 352 A OM 353 A | 5675 | 6 | 92 - 127 kW (125 - 173 PS) | Baureihe 1017, 1217, 1417, 1617, U 1000, U 1250, U 1300, U 1500, U 1700, MB-Trac 1300/1500 (USA), Unimog, 1413 | 64 - 82 | 97,000 | 2,50 2,50 4,00 | 916 CR S 911 IW U P 947 EX CR | | 120 100 0009 00 15 21 26 29 | 1 STD 0,25 0,50 0,75 1,00 | |
| Dieselmotor OM 362 LA | 5675 | 6 | 141 kW (192 PS) | 1419, 1619, 2219, 1420, 1620, 2220 | 82-86 | | | | | | | |
| Dieselmotor OM 314 | 3782 | 4 | 34,5 - 62,5 kW 47 - 85 PS | 1013, 1113, 1213, 1313, 1413, 1513, 1613, 408, 508, 608, 613, 811, 813, 911, 913, Unimog O 302, 309, 312, 321, 322 | 64 - 81 | 97,000 | 3,00 3,00 3,00 5,50 5,50 | 916 CR S 911 FE 911 FE 947 EX CR 946 | | 120 100 0001 00 21 29 | 1 STD 0,50 1,00 | |
| Dieselmotor OM 352 OM 353 OM 352 A | 5673 | 6 | 51,5- 99,5 kW (70-130 PS) | L 408 L/LS 508 LP/ LT 608 L 613 LP/ LPL 709 L 710 LP/ LPL 908 L 810 LP 808 LP 811, LP 813 911 B LP 913 L 1013 L 1113 B L 1213 LP 1313 L 1413 L 1513 L 1613, O 302 O 309 O 312 O 321 O 322, Traktor 65 70 700 800, LS/LPS 911 LS 1113 LPS 1113 1100 1300, Unimog U | 64-81 | | | | | | | |
| Dieselmotor OM 367 | 5673 | 6 | 51,5 - 95,5 kW 70 - 130 PS | O 302, 309, 312, 321, 322, Unimog, 1013, 1113, 1213, 1313, 1413, 1513, 1613, | 74 - 82 | | | | | | | |
| Dieselmotor OM 314 | 3782 | 4 | 34,5 - 65,5 kW (47-85 PS) | 1013, 1113, 1213, 1313, 1413, 1513, Unimog | 74-82 | 97,000 | 3,00 3,00 3,00 5,50 | 916 CR S 911 FE 911 FE 947 EX CR | | 120 100 0008 00 21 29 | 1 STD 0,50 1,00 | |
| Dieselmotor OM 352 OM 353 | 5673 | 6 | 51,5- 99,5 kW (70-130 PS) | L 408 L 508 LS 508 LP 608 LT 608, L 613 LP/LPK/LPL 709 L 710 LP/LPL 809 L 810 LP 808 LP 811 LP 813 911 B, LP 913 L 1013 L 1113 B L 1213 LP 1313 L 1413 L 1513 L 1613, O 302 O 309 O 312 O 321 O 322, Traktor 65 70 700 800, LS/LPS 911 LS 1113 LPS 1113 1100 1 | 74-82 | | | | | | | |














|  | ccm |  |  |  |  |  |  |  |  |  |  | |
|--|--------------|---|---|---|---|--|---|---|---|---|---|---------------------|
| Dieselmotor OM 364 OM 364 A OM 364 LA Dieselmotor OM 366 OM 366 A OM 366 LA | 3972 5958 | 4 6 | 63 - 177 kW (86 - 241 PS) 95 - 170 kW 129 - 231 PS | ATEGO, 1117, 1120, 1320, 1417, 1520, 1820, 711, 811 ATEGO, 817, 1117, 1317, 1417, 1117, 1120, 1320 | 84- 92 - | 97,500 | 2,50 2,50 4,00 | 916 CR S 911 IW U P 947 EX CR |  | 120 100 0011 00 15 21 | 1 0,25 0,50 | STD |
| Motor M 273.960 | 5461 | 8 | 285 kW (388 PS) | CLS (C219) 500, E-KLASSE (S211) E 500 T, E-KLASSE (W211) E 500 | 04/06-12/10 | 98,000 | 1,20 1,50 2,50 | 910 NIT S 931 P 947 EX NIT S |  | 120 010 0075 00 | 1 | STD |
| Motor M 273.961 | 5461 | 8 | 285 kW (388 PS) | S-KLASSE (W211) S 500 , S-KLASSE (C216) CL 500 | 10/05-12/13 | | | | | | | |
| Motor M 273.961, M 273.968 | 5461 | 8 | 285 kW (388 PS) | S-KLASSE (W221) S 500 4-matic | 10/05-12/13 | | | | | | | |
| Motor M 273.962 | 5461 | 8 | 285 kW (388 PS) | E-KLASSE (S211) E 500 T 4-matic, E-KLASSE (W211) E 500 4-matic | 04/06-07/09 | | | | | | | |
| Motor M 273.963 | 5461 | 8 | 285 kW (388 PS) | GL-KLASSE (X164) GL 500 4-matic, R-KLASSE ((W251, V251) R 500 4-matic, M-KLASSE (W164) ML 500 4-matic, G-KLASSE (W463) G 500 | 09/06- | | | | | | | |
| Motor M 273.963, M 273.969 | 5461 | 8 | 285 kW (388 PS) | G-KLASSE (W463) G 500 | 05/08- | | | | | | | |
| Motor M 273.965 | 5461 | 8 | 285 kW (388 PS) | SL (R230) 500, CLK (C209) 500 | 03/06-01/12 | | | | | | | |
| Motor M 273.966 | 5461 | 8 | 285 kW (388 PS) | E-KLASSE (C207) E 500, E-KLASSE (A207) E 500 | 01/09- | | | | | | | |
| Motor M 273.967 | 5461 | 8 | 285 kW (388 PS) | CLK (A209) 500 | 06/06-03/10 | | | | | | | |
| Motor M 273.968 | 5461 | 8 | 285 kW (388 PS) | S-KLASSE (C216) CL 500 4-matic | 02/08-13/12 | | | | | | | |
| Motor M 273.970 | 5461 | 8 | 285 kW (388 PS) | E-KLASSE (W212) E 500 4-matic | 01/09 | | | | | | | |
| Motor M 273.971 | 5461 | 8 | 285 kW (388 PS) | E-KLASSE (W212) E 500, E-KLASSE (S212) E 500 | 01/09 | | | | | | | |
| Aircompressor | | | | Aircompressor | | 100,000 | 2,50 2,50 4,00 | 931 P 931 P 947 EX NIT S |  | 120 300 0031 00 21 29 | 1 | STD 0,50 1,00 |
| Aircompressor | | | | Aircompressor | | 100,000 | 2,50 2,50 3,00 | 931 P 931 P 947 EX CR |  | 120 300 0032 00 | 1 | STD |
| Dieselmotor OM 904 OM 904 LA | 4250 | 4 | 75 - 142 kW 102 - 190 PS | ATEGO 612, 711, 811, 812, 814, 911, 917, 1117, 1317 | 96- | 102,000 | 3,00 2,50 4,00 | 916 NIT S 911 IF U CR 947 EX NIT S |  | 120 100 0021 00 | 1 | STD |
| Dieselmotor OM 906 LA OM 906 HLA | 6374 | 6 | 142 - 205 kW 190 - 279 PS | 1023, 1523, 1328, 1528, ATEGO 1017, 1023, 1215, 1217, 1223, 1228, 1323, 1328, 1517, 1523, 1528, 817, 823, 917, 923 | 96- | | | | | | | |
| Dieselmotor OM 900 Euro 4 OM 924 Euro 5 Dieselmotor OM 902 Euro 4 | 4250 6374 | 4 6 | 95 - 160 kW 129 - 218 PS 175 - 210 kW 238 - 286 PS | ATEGO ATEGO | 08 - 08 - | 102,000 | 3,50 2,50 4,00 | 914 IF CR 911 IF U CR 947 EX NIT S |  | 120 100 0027 00 | 1 | STD |
| Motor M 156 | 6300 | 8 | 375 / 500 | E 63 AMG CLK 63 AMG CLS 63 AMG ML 63 AMG, R 63 AMG | | 102,200 | 1,20 1,75 2,00 | 910 IF NIT S 931 P 777 NIT S |  | 120 010 0063 00 | 1 | STD |
| Dieselmotor OM 924 LA Euro 3 Dieselmotor OM 926 LA Euro 3 | 4801 7201 | 4 6 | 160 / 218 kW 240 / 326 PS 240kW 326 PS | ATEGO ATEGO ZETROS 1833 + 2733 | 01 - 01 - | 106,000 | 3,00 2,50 4,00 | 916 NIT S 911 IW U CR 947 EX CR |  | 120 100 0024 00 | 1 | STD |



DAIMLER-MERCEDES BENZ

Globally reliable

| | ccm | | | | | | | | | | | |
|---|-------|-----|---------------------------------|--|---------|---------|------------------------------|---|--|-----------------|---|-------------------------------------|
| Dieselmotor OM 934.911 For OE No. A 936 030 00 24 | 5132 | 4 | 115 kW - 130 kW (156-177 PS) | ATEGO 3 Version 716, 718, 816, 818, L, K 916, 1016, 1216, 1518, L, K 918, L, K, F, AF 1018, L, KO, K, AK, A 1218 K 1318, L, LKO, K, AK, A ATEGO 3 | 04/13- | 110,000 | 3,50 2,50 4,00 | 914 IW CKS 911 IF U.C.R.P 947 EX CR | | 120 010 0093 00 | 1 | STD |
| Dieselmotor OM 934.913 For OE No. A 936 030 00 24 | 5132 | 4 | 155 kW - 170 kW (211-231 PS) | Version L, K 721, 723, 821, 823, 921, 1221, 1521, 1523 Version A, AK, AF 1021, 1023, 1321. 1323, 1521, 1523 Version L, LS, K, F, LKO 1021, 1023, 1321, 1323 Version L, K, F 923, 1223 Version AF 923, 1223 Version K 821 | 04/13- | | | | | | | |
| Dieselmotor OM 934.971 For OE No. A 936 030 00 24 | 5132 | 4 | 115 kW - 130 kW (156-177 PS) | Unimog U 216, Unimog U 218, Unimog U 318 | 05/13 | | | | | | | |
| Dieselmotor OM 934.972 For OE No. A 936 030 00 24 | 5132 | 4 | 170 kW (231 PS) | Unimog U 423, Unimog U 423 L | 05/13- | | | | | | | |
| Dieselmotor OM 934.974 For OE No. A 936 030 00 24 | 5132 | 4 | 170 kW (231 PS) | Unimog U 4023, Unimog U 5023 | 05/13- | | | | | | | |
| Dieselmotor OM 360 OM 360 A OM 360 H | 8720 | 6 | 127 - 154,5 kW 172 - 210 PS | L/LP 1317, LP 1319, LP 1417, LP 1419, LP 1519, LP 1619, LP 1817, LP 1819, O 302, O 305 | 68 - 83 | 115,000 | 3,50 3,00 5,50 | 916 CR 911 IF FE 947 EX CR | | 120 100 0002 00 | 1 | STD 0,50 1,00 1,50 2,00 |
| Dieselmotor OM 327 | 7980 | 6 | 110,5- 125 kW (150-170 PS) | 1216, 1317, 1417, 1517, O 302 | | 115,000 | 3,50 3,00 3,00 5,50 | 916 CR 911 IF FE 911 IF FE 947 EX CR | | 120 100 0007 00 | 1 | STD 0,50 1,00 1,50 2,00 |
| Dieselmotor OM 401 A OM 401 LA | 9572 | 6 | 180 - 231 kW 246 - 314 PS | 0303, 1019, 1219, 1419, 1619, 1719, 1819, 1919, 2219 | 77 - | 125,000 | 3,00 3,00 6,00 | 916 NIT S 931 FE 947 EX CR | | 120 100 0003 00 | 1 | STD |
| Dieselmotor OM 402 LA | 12760 | 8 | 280 kW 381 PS | ACTROS, 1226, 1227, 1429, 1726, 1827, 1838, 2422, 2427, 2527, 2638, 2635 | 64 - | | | | | | | |
| Dieselmotor OM 403 | 15950 | 10 | 261 kW 355PS | 1626, 1632, 1926, 1932, 2032, 2226, 2232, 2626 | 72 - 82 | | | | | | | |
| Dieselmotor OM 404 | 20910 | 12 | 184 - 236 kW 250 - 321 PS | Stationary engine | 66 - | | | | | | | |
| Dieselmotor OM 409 | 9200 | 5 | 137,5 kW 187 PS | Industrial engine | 75 - | | | | | | | |
| Dieselmotor OM402 A OM 402 LA | 12760 | V8 | 280 kW (381 PS) | 404, 1838, 2638, 2635, 1831, 2531, 1226, 1227, 1429, 1726 1727 1827 2422 2427 2527 ACTROS | | 125,000 | 3,00 3,00 4,00 | 916 NIT S 931 FE 947 EX CR | | 120 100 0005 00 | 1 | STD |
| Dieselmotor OM 401 | 9572 | 6 | 129 - 188 kW 175 - 256 PS | 1224, 1227, 1424, 1427, 1431, 1727, 1824, 1827, 1831, 1927, 2024, 2031, 2426, 2427, 2431, 2524, O 404 | 85 - 00 | 125,000 | 3,00 3,00 4,00 | 916 NIT S 911 FE 947 EX CR | | 120 100 0006 00 | 1 | STD |
| Dieselmotor OM 401.905 | 10456 | V6 | 193 kW (262 PS) | Industrial engine | 77-82 | 125,000 | 3,00 | 916 NIT S | | 120 100 0012 00 | 1 | STD |
| Dieselmotor OM 403 | 15950 | V8 | 250 kW | Industrial engine | 80 - | | 3,00 4,00 | 911 FE 931 FE 947 EX CR | | | | |
| Dieselmotor OM 404 A.901 | 20911 | V12 | 386 kW (525 PS) | Industrial engine | 77-82 | | | | | | | |
| Dieselmotor OM 407 A, OM 407 HA | 11413 | 6 | 206 kW (280 PS) | O 305 G | 80-87 | | | | | | | |

















|  | ccm |  |  |  |  |  |  |  |  |  |  | |
|---|-------|---|---|---|---|--|---|---|---|---|---|-----|
| Dieselmotor OM 401 LA. | 9572 | V6 | 200/230 kW (272/313 PS) | ACTROS, O 404, 1226, 1227, 1429, 1726, 1727, 1827, 1838, 2422, 2427, 2527, 2638 | 85 - 00 | 125,000 | 3,00 3,00 4,00 | 916 NIT S 911 IW U CR 947 EX CR |  | 120 100 0019 00 | 1 | STD |
| Dieselmotor OM402 A OM 402 LA | 12760 | V8 | 280 kW (381 PS) | 404, 1838, 2638, 2635, 1831, 2531, 1226, 1227, 1429, 1726 1727 1827 2422 2427 2527 ACTROS, O 404 | 85 - 00 | | | | | | | |
| Dieselmotor OM 470.903 For OE No. A 470 030 01 24 | 10677 | 6 | 240 kW - 315 kW (326-428 PS) | AROCS Version AK 4133, 4136, 4140, 4143 | 01/13 | 125,000 | 3,50 2,50 3,50 | 914 CDS CR S 911 IF U CR 947 EX CKS |  | 120 010 0090 00 | 1 | STD |
| Dieselmotor OM 470.906 For OE No. A 470 030 01 24 | 10677 | 6 | 240 kW - 335 kW (326-456 PS) | ACTROS MP4 Version L, LS 1833, 1836, 1840, 1843, 2033, 2036, 2040, 2043 2433, 2436, 2440, 2443 2533, 2536, 2540, 2543 2633, 2636, 2640, 2643 3333, 3336, 3340, 3343 | 07/11 | | | | | | | |
| Dieselmotor OM 470.906 For OE No. A 470 030 01 24 | 10677 | 6 | 240 kW - 335 kW (326-456 PS) | ANTOS Version L, LS 1833, 1836, 1840, 1843 2033, 2036, 2040, 2043 2433, 2436, 2440, 2443 2533, 2536, 2540, 2543 2633, 2636, 2640, 2643 3333, 3336, 3340, 3343 | 07/11 | | | | | | | |
| Dieselmotor OM 470.906 For OE No. A 470 030 01 24 | 10677 | 6 | 240 kW - 335 kW (326-456 PS) | AROCS Version A, AK, AS, B, K, L, LS, LK, LB, S 1833, 1836, 1840, 1843 2033, 2040, 2043 2533, 2536, 2540, 2543 2633, 2636, 2640, 2643 3233, 3236, 3240, 3243 3333, 3336, 3340, 3343 4133, 4136, 4140, 4143 | 07/11 | | | | | | | |
| Dieselmotor OM 470.908 For OE No. A 470 030 01 24 | 10677 | 6 | 265 kW (360 PS) | AROCS Version A, AK 1836 | 01/13 | | | | | | | |
| Dieselmotor OM 470.910, OM 470.903, OM 470.913 For OE No. A 470 030 01 24 | 10677 | 6 | 265 kW (360 PS) | ANTOS 2536 LS, AROCS 1836 A, AK, AS, K, S, LS AROCS 2036, A, AK, AS, K, S, LS AROCS 2636 L, | 07/12 | | | | | | | |



DAIMLER-MERCEDES BENZ

Globally reliable

| | ccm | | | | | | | | | | | |
|--|-------|-----|---------------------------------|--|---------|---------|------------------------------|---|--|-----------------|---|---------------------|
| Dieselmotor OM 421 OM 421 A | 10965 | 6 | 159 - 390 kW 216 - 530 PS | O 405, O 407, 1222, 1422, 1622, 1922, 2222, O 303 | 85-88 | 128,000 | 3,00 3,00 4,00 | 916 IF NIT S 911 IW U CR 947 EX CR | | 120 100 0010 00 | 1 | STD |
| Dieselmotor OM 422 OM 422 A | 14618 | 8 | 184 - 390 kW 250 - 530 PS | ATEGO, ACTROS, O 303, 1633, 1635, 1933, 2033, 2233, 2235, 3333 | 79 - | | | | | | | |
| Dieselmotor OM 423 OM 423 LA | 18273 | 10 | 184 - 390 kW 250 - 530 PS | ACTROS, 1636, 1936, 2235, 2236, 3836 | | | | | | | | |
| Dieselmotor OM 424, OM 424 A OM 424 LA | 21927 | 12 | 309 - 441 kW 420 - 600 PS | ATEGO 2633, O 303 1633, 1638, 1933, 1938, 2638, 3333 | 81 - | | | | | | | |
| Dieselmotor OM 427 OM 427 A | 11407 | 5 | 150 kW 204 PS | O 405 | 85 - 01 | | | | | | | |
| Dieselmotor OM 427 HLA OM 429 A OM 429 LA OM 447 OM 475 | 11970 | R 6 | 184 - 206 kW 250 - 280 PS | O 404, O 405 | 85 - 01 | | | | | | | |
| Dieselmotor OM 441 A OM 441 LA | 10960 | 6 | 200 - 250 kW 272 - 340 PS | O 303, 1234, 1733, 2433, 2534, 3234 ACTROS | 91 - | | | | | | | |
| Dieselmotor OM 442 A OM 442 LA | 14618 | 8 | 269 - 362 kW 366 - 492 PS | ACTROS, O 404 | 91 - | | | | | | | |
| Dieselmotor OM 443 A OM 443 LA | 18267 | 10 | 340 - 412 kW 462 - 560 PS | Stationary engine | 91 - | | | | | | | |
| Dieselmotor OM 444 A OM 444 LA | 21920 | 12 | 500 kW | Stationary engine | 91 - | | | | | | | |
| Dieselmotor OM 457 LA OM 457 HLA OM 458 | 11967 | R 6 | 185 - 335 kW 252 - 456 PS | AXOR, CITARO, O 500, O 530, TRAVEGO, | 97 - | | | | | | | |
| Dieselmotor OM 421 A OM 421 LA | 14618 | 8 | 269 - 362 kW 366 - 492 PS | ACTROS, O 303, O 404, 1644, 1748, 1944, 2244 | 91 - | 128,000 | 3,00 3,00 4,00 | 916 IF NIT S 931 FE 947 EX CR | | 120 100 0018 00 | 1 | STD |
| Dieselmotor OM 421 A OM 421 LA | 10965 | 6 | 184 - 390 kW 250 - 530 PS | ATEGO, ACTROS, O 303, 1633, 1635, 1933, 2033, 2233, 2235, 3333 | 79 - | | | | | | | |
| Dieselmotor OM 422 A OM 422 LA | 14618 | 8 | 184 - 390 kW 250 - 530 PS | ACTROS, 1638, 1644, 1938, 2238, 2244, 2638 | 79 - | | | | | | | |
| Dieselmotor OM 441 A OM 441 LA | 10960 | 6 | 200 - 250 kW 272 - 340 PS | O303 | 89 - | | | | | | | |
| Dieselmotor OM 457 - OM 458 OM 421 - OM 422 - OM 423 | 11970 | 6 | 185 - 315 kW 252 - 428 PS | | | 128,000 | 3,00 3,00 4,00 | 916 IF NIT S 911 IW U CR 947 EX NIT S | | 120 100 0026 00 | 1 | STD |
| Dieselmotor OM 346 | 10809 | 6 | 132,5/ 154,5 kW (180/210 PS) | LKA/LP 1418, 1518, 1618, 1619, 1620, 1918, 1920, 2020, 2220, LS 332 L 334 | 61-67 | 128,000 | 3,50 3,50 3,50 6,50 | 916 CR 911 IF P 931 P 947 EX CR | | 120 100 0004 00 | 1 | STD 0,50 1,00 |
| Dieselmotor OM 355 | 11581 | 6 | 136-191 kW (185-260 PS) | LP 1424, LP 1623/36, LP/, LPK 1624, LP 1923, L/LP/, LK 1924, LP/LPK 2224, LP 2624, LP 2623 O 317 L 1621 L 1921 Bus, L 1928, L 2628 (Export) | 67-78 | | | | | | | |
| Dieselmotor OM 355 A | 11900 | 6 | 206/210 kW (280/285 PS) | | 78- | | | | | | | |
| Dieselmotor OM 441 | 11309 | 6 | 151 kW 205 PS | 1622, O 303, 1628, 1726, 1729, 1928, 1929 2228 2429 3239 | 93 - | 130,000 | 3,00 3,00 4,00 | 916 CR S 911 IF FE 947 EX CR | | 120 100 0013 00 | 1 | STD |
| Dieselmotor OM 442 | 15080 | V8 | 195 kW 265 PS | Stationary engine | 93 - | | | | | | | |
| Dieselmotor OM 443 | 18848 | V10 | 271 kW 369 PS | Stationary engine | 88 - | | | | | | | |
| Dieselmotor OM 444 | 22618 | V12 | 350 kW | Stationary engine | 88 - | | | | | | | |













|  | ccm |  |  |  |  |  |  |  |  |  |  | |
|---|-------|---|---|---|---|--|---|---|---|---|---|-----|
| Dieselmotor OM 441 | 11309 | 6 | 151 - 165 kW 205 - 224 PS | 1622, O 303, 1628, 1726, 1729, 1928, 1929, 2228, 2429 3239 | 93 - | 130,000 | 3,00 3,00 4,00 | 916 NIT S 911 IW U CR 947 EX CR |  | 120 100 0015 00 | 1 | STD |
| Dieselmotor OM 442 | 15080 | V8 | 192 - 218 kW 265 - 296 PS | Stationary engine | 88 - | | | | | | | |
| Dieselmotor OM 443 | 18848 | V10 | 271 kW 369 PS | Stationary engine | 88 - | | | | | | | |
| Dieselmotor OM 444 | 22618 | V12 | 350 kW | Stationary engine | 88 - | | | | | | | |
| Dieselmotor OM 411 | 11309 | V6 | 150-165 kW (204-225 PS) | 1622, O 303, 122, 1722, 1922, 2222, 2422 | 88- | 130,000 | 3,00 3,00 4,00 | 910 CR S 911 IW U CR 947 EX CR |  | 120 100 0016 00 | 1 | STD |
| Dieselmotor OM 422 | 15080 | V8 | 206/218 kW (280/296 PS) | 1628, 1726, 1729, 1928, 1929, 2228, 2429, 3239, O 303 | 88- | | | | | | | |
| Dieselmotor OM 441 | 11309 | 6 | 151 kW 205 PS | Stationary engine | 93 - | | | | | | | |
| Dieselmotor OM 442 | 18848 | 8 | 218 kW 296 PS | Stationary engine | 93- | | | | | | | |
| Dieselmotor OM 443 | 18848 | V10 | 271 kW 369 PS | Stationary engine | 88- | | | | | | | |
| Dieselmotor OM 444 | 22618 | V12 | 350 kW | Stationary engine | 93- | | | | | | | |
| Dieselmotor OM 422 | 15080 | V8 | 206/218 kW (280/296 PS) | 1628, 1726, 1729, 1928, 1929, 2228, 2429, 3239, O 303 | 88- | 130,000 | 3,00 3,00 4,00 | 910 CR S 911 IF FE 947 EX CR |  | 120 100 0017 00 | 1 | STD |
| Dieselmotor OM 441 | 11309 | V6 | 150-165 kW (204-225 PS) | 1622, O 303, 122, 1722, 1922, 2222, 2422 | 88- | | | | | | | |
| Dieselmotor OM 442 Euro 1 | 15080 | V8 | 195 kW (265 PS) | 1628, 1728, 2228 | 92- | | | | | | | |
| Dieselmotor OM 443.900/905 | 18848 | V10 | 271 kW 369 PS | Stationary engine | 88- | | | | | | | |
| Dieselmotor OM 444 | 22618 | V12 | 350 kW | Stationary engine | 88- | | | | | | | |
| Dieselmotor OM 501 LA | 11940 | V6 | 230-315 kW (313-428 PS) | ACTROS 1831, 1835, 1839, 1843, 2531, 2535, 2539 2543 | 06/96- | 130,000 | 3,00 3,00 4,00 | 916 NIT S 911 IW U CR 947 EX CR |  | 120 100 0023 00 | 1 | STD |
| Dieselmotor OM 502 LA | 15920 | V8 | 350-425 kW (476-578 PS) | ACTROS 1848, 1853, 2548, 2553, | 06/96- | | | | | | | |
| Dieselmotor OM 521 LA OM 541 LA | 11946 | 6 | 315 - 355 kW 428 - 483 PS | ACTROS 1839, 1840, 2040, 2539, 2540, 2640, 3240, 3241, 4140 | 96 - | | | | | | | |
| Dieselmotor OM 542 LA OM 522 LA | 15928 | 8 | 330 - 448 kW 445 - 609 PS | ACTROS, 1853, 2053, 2553, 2653, 3253, 3353 | 96 - | | | | | | | |
| Dieselmotor OM 941 | 11946 | 6 | 230 - 315 kW 313 - 428 PS | ACTROS | 00 - | | | | | | | |
| Dieselmotor OM 942 | 15928 | 8 | 330 - 448 kW 445 - 609 PS | ACTROS | 97 - | | | | | | | |
| Dieselmotor OM 521 LA OM 541 LA | 11946 | 6 | 315 - 420 kW 428 - 571 PS | ACTROS | 96 - | 130,000 | 3,00 3,00 4,00 | 916 NIT S PVD 911 IW U CR 947 EX NIT S |  | 120 100 0025 00 | 1 | STD |
| Dieselmotor OM 522 LA OM 542 LA | 15928 | 8 | 350 - 420 kW 476 - 571 PS | ACTROS | 96 - | | | | | | | |
| Dieselmotor OM 941 | 11946 | 6 | 230 - 315 kW 313 - 428 PS | ACTROS | 00 - | | | | | | | |
| Dieselmotor OM 942 | 15928 | 8 | 330 - 448 kW 445 - 609 PS | ACTROS | 00 - | | | | | | | |



DAIMLER-MERCEDES BENZ

Globally reliable

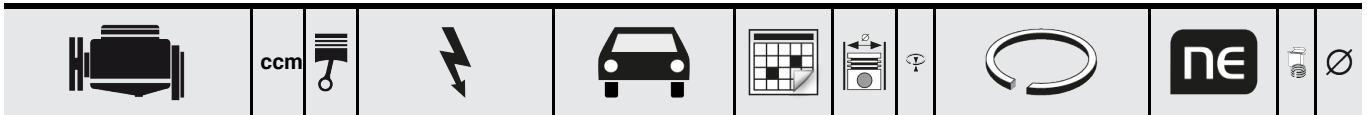
| | ccm | | | | | | | | | | | |
|---|-------|---|---------------------------------|--|--------|---------|----------------------|---|--|-----------------|---|-----|
| Dieselmotor OM 471.900 For OE No. A 471 030 04 24 For OE No. A 471 030 05 24 | 12809 | 6 | 350 kW - 360 kW (476-490 PS) | ACTROS MP4 Version 1848 L, LS 2048 L, LS 2448 LS 2548 L, LS 2648 L, LS 2651 L 3348 L, LS | 07/11- | 132,000 | 3,50 2,50 3,50 | 914 CDS CR S 911 IF U CR 947 EX CKS | | 120 010 0091 00 | 1 | STD |
| Dieselmotor OM 471.900 For OE No. A 471 030 04 24 For OE No. A 471 030 05 24 | 12809 | 6 | 310 kW - 375 kW (422-510 PS) | ANTOS Version L, LS 1842, 1845, 1848, 1851 2042, 2045, 2048, 2051 2442, 2445, 2448, 2451 2542, 2545, 2548, 2551 2642, 2645, 2648, 2651 3342, 3345, 3348, 3351 | 07/12 | | | | | | | |
| Dieselmotor OM 471.900 For OE No. A 471 030 04 24 For OE No. A 471 030 05 24 | 12809 | 6 | 310 kW - 350 kW (422-476 PS) | AROCS Version 1842, A, AK, AS, K, LS 2042, A, AK, AS, K, S, LS 2542 L, LS 2642, B, LB, K, LK, L, LS, S, LS 2645 B, LB, K, LK, L, S 2648 L, LS 3242, B, LB, K, LK, L 3245, K, LK, L, LB 3342, A, AK, AS, B, LB, K, LK, S, LS, L 3345, B, L, LB, K, LK, LS, S 3348, B, LB, K, LK, S, LS, L 4142, B, K 4145, B, K 4148, B, K | 01/13 | | | | | | | |
| Dieselmotor OM 471.900 For OE No. A 471 030 04 24 For OE No. A 471 030 05 24 | 12809 | 6 | 330 kW - 350 kW (449-476 PS) | AROCS Version 2048, S, LS 2548 LS 2648, L, S, LS, K, LK, B, LB 3245 B, LB 3248, L, K, LK, B, LB | 01/13 | | | | | | | |
| Dieselmotor OM 471.900, OM 471.906 For OE No. A 471 030 04 24 For OE No. A 471 030 05 24 | 12809 | 6 | 330 kW - 350 kW (449-476 PS) | AROCS Version 1845, LS, K 1848, LS, K 2045, S, LS, K 2048 K 2545 L, LS 2548 L 2645, L, S, LS | 01/13- | | | | | | | |
| Dieselmotor OM 471.900, OM 471.909 For OE No. A 471 030 04 24 For OE No. A 471 030 05 24 | 12809 | 6 | 310 kW - 375 kW (422-510 PS) | ACTROS MP4 Version L, LS 1842, 1845, 1851 2042, 2045, 2051 2542, 2545, 2551 2642, 2645, 2651 3342, 3345, 3351 Version LS 2442, 2445, 2451 Version 2546 2646 | 07/11 | | | | | | | |
| Dieselmotor OM 471.900, OM 471.909 For OE No. A 471 030 04 24 For OE No. A 471 030 05 24 | 12809 | 6 | 330 kW - 350 kW (449-476 PS) | ANTOS 2545 LS, 2548 LS | 07/12- | | | | | | | |

|  | ccm |  |  |  |  |  |  |  |  |  |  | |
|---|-------|---|---|---|---|---|---|---|---|---|---|-----|
| Dieselmotor OM 471.906 For OE No. A 471 030 04 24 For OE No. A 471 030 05 24 | 12809 | 6 | 310 kW - 375 kW (422-510 PS) | AROCS Version 1845 A, AS, AK 1848 A, AS 2045 A, AS, AK 2048 A, AS, AK 3248 LB 3345 A, AS, AK 3348 A 3348 AS, AK 4142 AK 4145 AK 4148 AK 4151 AK | 01/13- | | | | | | | |
| Dieselmotor OM 471.909 For OE No. A 471 030 04 24 For OE No. A 471 030 05 24 | 12809 | 6 | 375 kW (510 PS) | AROCS Version 1851, LS, K, A, AS, AK 2051, S, LS, K, A, AS, AK 2551 L, LS 2551 L, LS 2651 L, LS 2651, L, S, LS, K, LK, B, LB 3251 L, LK, LB, K, B 3351, L, S, LS, K, LK, B, LB, A, AS, AK 4151, K, B | 07/12- | | | | | | | |
| Dieselmotor OM 473.900 A 472 030 06 24 | 15569 | 6 | 380 kW (517 PS) | ACTROS MP4 4152 LS, ACTROS MP4 1852 LS, ACTROS MP4 1852 L | 01/14 | 139,000 | 3,50 2,50 3,50 | 914 CDS CR S 911 IF U CR 947 EX CKS |  | 120 010 0092 00 | 1 | STD |
| Dieselmotor OM 473.900 A 472 030 06 24 | 15569 | 6 | 425 kW - 460 kW (578-625 PS) | AROCS 2558 L, AROCS 2563 L, AROCS 2552 L | 01/14 | | | | | | | |
| Dieselmotor OM 473.903 A 472 030 06 24 | 15569 | 6 | 460 kW (626 PS) | ACTROS MP4 1863 L, ACTROS MP4 1863 LS | 01/14 | | | | | | | |
| Dieselmotor OM 473.905 A 472 030 06 24 | 15569 | 6 | 425 kW (578 PS) | ACTROS MP4 1858 L, ACTROS MP4 1858 LS | 01/14 | | | | | | | |
| Dieselmotor OM 473.909 A 472 030 06 24 | 15569 | 6 | 380 kW (517 PS) | AROCS 2552 L | 01/14 | | | | | | | |

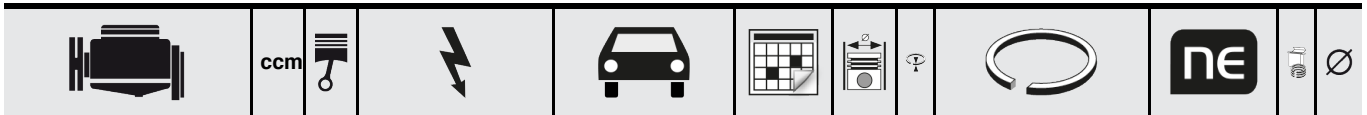


DEUTZ

Globally reliable



siehe / see / voir KHD



auf Anfrage / acc. request /
sur demande

| | ccm | | | | | | | | | | | |
|--|------------------|------------|--|--|------------------|---------|--------------------------------------|---|--|-----------------|---|-------------------------------------|
| Dieselmotor 6.305 | 5000 | 6 | 61 kW 83 PS | 4 GE-L, 4 GE-K, 1009 B special version rings see: 9-3619-00 | 61 - | 91,480 | 2,38 2,38 3,16 6,33 6,33 | 910 CR IW 911 IF FE 931 FE 947 EX CR 946 FE | | 120 036 0019 00 | 1 | STD |
| Dieselmotor OM 352 A | 5675 | 6 | 92 - 127 kW 125 - 173 PS | L 1413/36, /42, /48, LK 1413/36 | 71 - | 97,000 | 2,50 2,50 4,00 | 916 CR S 911 IW U P 947 EX CR | | 120 100 0009 00 | 1 | STD 0,25 0,50 0,75 1,00 |
| Dieselmotor OM 352 | 5673 | 6 | 96 kW 130 PS | LP 1113 | 73 - | 97,000 | 3,00 3,00 3,00 5,50 5,50 | 916 CR S 911 FE 911 FE 947 EX CR 946 | | 120 100 0001 00 | 1 | STD 0,50 1,00 |
| Dieselmotor OM 352 | 5673 | 6 | 96 kW 130 PS | LP 1113 | 74 - | 97,000 | 3,00 3,00 3,00 5,50 | 916 CR S 911 FE 911 FE 947 EX CR | | 120 100 0008 00 | 1 | STD 0,50 1,00 |
| Dieselmotor OM 364 OM 364 A OM 364 LA Dieselmotor OM 366 OM 366 A OM 366 LA | 3972 5958 | 4 6 | 66 - 100 kW 90 - 136 PS 100 - 157 kW 136 - 214 PS | 90, 110, 140, 811 709, 809, 811, 814, 914, 1114, 1314, 1414, 1614, O 301, O 402, 1117, 1119, 1120, 1317, 1320 | 84 - 84 - | 97,500 | 2,50 2,50 4,00 | 916 CR S 911 IW U P 947 EX CR | | 120 100 0011 00 | 1 | STD 0,25 0,50 |
| Dieselmotor FF-1 | 8300 | 6 | 114 kW (155 PS) | VFK, FAP 13 FF | 62- | 112,000 | 3,50 3,00 3,50 6,00 | 916 CR P 911 IF P 930 P 948 P | | 120 301 0003 00 | 1 | STD |
| Dieselmotor 4 F, 4 FU | 10000 | 6 | 147 kW (200 PS) | 9 GF 4 F 3206 | 61- | 123,000 | 3,00 3,00 3,00 6,00 | 916 CR P 911 FE 930 FE 948 P | | 120 301 0002 00 | 1 | STD |
| Dieselmotor 2 FP-B, 2 FUP-B Dieselmotor 2F-B, 2 FU-B | 11040 11040 | 6 6 | 170/191 kW (231/260 PS) 142/147 kW (193/200 PS) | LKW, Bus, Industriemotor LKW, Bus, Industriemotor | 80- 80- | 125,000 | 3,50 3,00 6,00 | 914 CR 911 FE 947 EX CR | | 120 301 0001 00 | 1 | STD |
| Dieselmotor OM 441 A Dieselmotor OM 442 LA | 10960 14618 | 6 8 | 200 kW 272 PS 320 - 362 kW 435 - 492 PS | O 303 1644, 1748, 1844, 1944, 2044, 2244, 2448, 2544, 2644, 3548 Stationary engine | 89 - 85 - | 128,000 | 3,00 3,00 4,00 | 916 IF NIT S 911 IW U CR 947 EX CR | | 120 100 0010 00 | 1 | STD |
| Dieselmotor OM 444 A | 21920 | 12 | | | | | | | | | | |

| | ccm | | | | | | | | | | | |
|---|---------------------------|---------------------|--|---|---------------------------------------|--------|----------------------|-----------------------------------|--|-----------------------------|---|---------------------|
| Motor 156 A 4.000, 156 A4.000 M 204 AA.07.0, 145 A 4.000, Motor 170 A1.000 170 A1.046 | 770 903 | 4 4 | 25 kW (34 PS) 30 kW 41 PS | Panda 750 Cinquecento 0.9 i.e. | 86-97 91 - 93 | 65,000 | 1,50 1,50 3,00 | 910 IF CR S 911 FE 777 CR S | | 120 020 0031 00 | 1 | STD |
| Motor 100 G.000, 100 G.002, 100 GC.000, Motor 100 GL 000, 100 GF.003, ECE 146 A.000, 100 GC.000, 100 GBC.000, 100 GT.000 Motor 141 B.000, M 020 GS 07.0 | 843 903 769 | 4 4 4 | 25 - 36 kW (34 - 49 PS) 26 - 50 kW (35 - 68 PS) 25 kW 34 PS | 850 127, 500, 850, Marbella, Panda, UNO, Cinquecento Panda | 64 - 73 65 - 89 86 - 92 | 65,000 | 1,75 2,00 3,94 | 910 IF CR 930 FE 777 CR S | | 120 020 0005 00 20 23 | 1 | STD 0,40 0,60 |
| Motor M 020 CB.09.0 A112 B1.000 | 965 | 4 | 35 kW (48 PS) | Panda, A 112 | 84-89 | 67,200 | 1,50 1,75 3,94 | 910 IF CR S 931 FE 777 CR S | | 120 020 0027 00 | 1 | STD |
| Dieselmotor 199 B1.000 | 1248 | 4 | 70 kW (95PS) | 500 1.3 D Multijet | 12/09- | 69,600 | 1,50 | 910 CKS | | 120 020 0015 00 | 1 | STD |
| Dieselmotor 199 B1.000 | 1248 | 4 | 70 kW (95 PS) | 500 C 1.3 D Multijet | 09/09- | | 1,50 | 911 P | | 20 | | 0,40 |
| Dieselmotor 199 B1.000 | 1248 | 4 | 70 kW (95 PS) | FIORINO Kasten/Kombi (225) 1.3 D Multijet | 07/09- | | 2,00 | 947 EX NIT S | | 23 | | 0,60 |
| Dieselmotor 199 B1.000 | 1248 | 4 | 70 kW (95 PS) | IDEA 1.3 D Multijet | 05/08- | | | | | | | |
| Dieselmotor 199 B1.000 | 1248 | 4 | 70 kW (95 PS) | PUNTO (199) 1.3 D Multijet | 03/12- | | | | | | | |
| Dieselmotor 199 B1.000 | 1248 | 4 | 70 kW (95 PS) | PUNTO EVO (199) 1.3 D Multijet | 10/09-02/12 | | | | | | | |
| Dieselmotor 199 B1.000 | 1248 | 4 | 70 kW (95 PS) | QUBO (225) 1.3 D Multijet | 07/10- | | | | | | | |
| Dieselmotor 199 B1.000 | 1248 | 4 | 70 kW (95 PS) | STRADA (178E) 1.3 D Multijet | 10/10- | | | | | | | |
| Dieselmotor 263 A2.000 | 1248 | 4 | 66 kW (90 PS) | DOBLO Kasten/Kombi (263) 1.3 D Multijet | 02/10- | | | | | | | |
| Dieselmotor 263 A2.000 | 1248 | 4 | 66 kW (90 PS) | DOBLO Kombi (152, 263) 1.3 D Multijet | 02/10- | | | | | | | |
| Dieselmotor 263 A2.000 | 1248 | 4 | 66 kW (90 PS) | DOBLO Pritsche/Fahrgestell (263) 1.3 D Multijet | 02/10- | | | | | | | |
| Dieselmotor 188 A8.000 | 1248 | 4 | 51 kW (70 PS) | PANDA 1.3 D Multijet 4x4 | 09/03 | 69,600 | 2,00 1,50 | 910 NIT S 911 P | | 120 020 0056 00 20 | 1 | STD 0,40 |
| Dieselmotor 188 A9.000 | 1248 | 4 | 51 kW (70 PS) | ALBEA 1.3 JTD, DOBLO 1.3 JTD 16V, IDEA 1.3 D Multijet, PALIO 1.3 D Multijet, PANDA 1.3 D Multijet, PUNTO 1.3 JTD 16V | 06/03 | | 2,00 | 947 EX NIT | | 23 | | 0,60 |
| Dieselmotor 199 A2.000 | 1248 | 4 | 55 kW (75 PS) | DOBLO 1.3 D Multijet, FIORINO 1.3 D Multijet, GRANDE PUNTO 1.3 D Multijet, LINEA 1.3 D Multijet, PUNTO 1.3 D Multijet, PUNTO EVO 1.3 D Multijet, | 05/05- | | | | | | | |
| Dieselmotor 199 A3.000 | 1248 | 4 | 66 kW (90 PS) | QUBO 1.3 D Multijet DOBLO 1.3 D Multijet, GRANDE PUNTO 1.3 D Multijet, IDEA 1.3 D Multijet, LINEA 1.3 D Multijet, PUNTO 1.3 D Multijet, PUNTO EVO 1.3 D Multijet, | 10/05- | | | | | | | |
| Motor 176 A7.000, 176 A8.000 176 B4.000, 176 B9.000 178 B5, 178 E2, 182 B2, 188 A4, a88 A5, 223 A5 | 1108 | 4 | 40 - 59 kW (54 - 80 PS) | Punto 60, 75, 85 1.2, Siena, Palio, Strada, Brava, Marea, Panda, Idea, Stilo, Doblo 1.2, Seicento | 94 - | 70,000 | 1,20 1,20 2,50 | 910 IF CR S 931 P 777 CR S | | 120 020 0043 00 20 28 | 1 | STD 0,40 0,80 |



FIAT

Globally reliable

| | ccm | | | | | | | | | | | |
|---|--|---|--|--|--|----------------|----------------------|------------------------------------|--|---|-----------|-------------------------------------|
| Motor 156 A 2.246, 156 A2.050, 156 A3.000, 156 C.046, Motor 160 A3.000 M 204 AA 11.0 | 999 1108 | 4 4 | 33-43 kW (45-58 PS) 41 kW 55 PS | Panda 1000, Uno 45, 50, 60 Lancia Y 10 Tipo 1.1, Uno 60 | 85- 88 - 92 | 70,000 | 1,50 1,50 3,00 | 910 IF CR S 911 FE 777 CR S | | 120 020 0032 00 | 1 | STD |
| Motor 176 A7.000, 176 A8, 176 B4, 176 B9, 178 B5, 178 E2, 182 B2, 188 A4, 188 A5, 223 A5 | 1242 | 4 | 44 - 63 kW (60 - 86 PS) | Punto 60, 75, 85 Siena, Strada, Palio, Brava, Marea, Panda Stilo, Doblo 1.2, Bravo, Stilo, | 93- | 70,800 | 1,20 1,20 2,50 | 910 IF CR S 911 FE 777 CR S | | 120 020 0044 00 20 23 | 1 | STD 0,40 0,60 |
| Motor 169 A3.000 Motor 169 A3.000 Motor 192 B2.000 Motor 192 B2.000 Motor 192 B2.000 Motor 199 A6.000 Motor 843 A1.000 Motor 843 A1.000 Motor 843 A1.000 Motor 955 A6.000 Motor 955 A6.000 | 1368 1368 1368 1368 1368 1368 1368 1368 1368 1368 | 4 4 4 4 4 4 4 4 4 | 70 kW (95 PS) 74 kW (100 PS) 66 kW (90 PS) 66 kW (90 PS) 66 kW (90 PS) 70 kW (95 PS) 70 kW (95 PS) 70 kW (95 PS) 70 kW (95 PS) 77 kW (105 PS) 77 kW (105 PS) | 500L 1.4 PANDA (169) 1.4 BRAVO II (198) 1.4 BRAVO II (198) 1.4 LPG IDEA 1.4 STILO (192) 1.4 16V PUNTO / GRANDE PUNTO (199) 1.4 16V DOBLO (152, 263) 1.4 IDEA 1.4 16V STILO (192) 1.4 16V PUNTO (199) 1.4 Multi Air PUNTO EVO 1.4 16V | 09/12- 10/06- 04/07- 12/03- 03/05 - 11/06 10/05- 02/10- 01/04- 01/04 - 11/06 03/12- 10/09 - 02/12 | 72,000 | 1,00 1,20 2,00 | 910 IF NIT S 931 P 777 NIT S | | 120 020 0055 00 20 | 1 | STD 0,40 |
| Motor 198 A1.000 from engine no.1432596 Motor 198 A4.000 to engine no. 1711633 Motor 198 A7.000 to engine no. 1711633 Motor 312 A1.000 from engine no.1711633 Motor 312 A3.000 from engine no. 1711633 Motor 955 A2.000 Motor 955 A2.000 to engine no. 1711633 | 1368 1368 1368 1368 1368 1368 | 4 4 4 4 4 | 110 kW (150 PS) 88 kW (120 PS) 103 kW (140 PS) 99 kW (135 PS) 132 kW (180 PS) 99 kW (135 PS) 99 kW (135 PS) | BRAVO II (198) 1.4 T-Jet BRAVO II (198) 1.4 T-Jet BRAVO II (198) 1.4 16V 500 1.4 Abarth 500 1.4 Abarth PUNTO EVO 1.4 16V PUNTO (199) 1.4 Turbo Multi Air | 09/07- 09/07- 03/08- 08/08- 08/08- 10/09-02/12 03/12- | 72,000 | 1,20 1,20 2,00 | 910 CKS 931 P 947 EX CR | | 120 020 0012 00 23 | 1 | STD |
| Motor 124 A 000, 124 BL 016 | 1197 | 4 | 44 kW (60 PS) | 124 Berlina, Familiare, Sedan, 238 B, 238 M2 | 66 - 74 | 73,000 | 1,50 2,00 3,94 | 910 IF CR S 930 P 948 EX | | 120 020 0013 00 23 | 1 | STD 0,60 |
| Motor 131 A.000, 131 B 000, 131 BC.74.0 | 1297 | 4 | 40 - 60 kW (55 - 82 PS) | 131 LADA Russia | 10/74-80 | 76,000 | 1,50 2,00 3,94 | 910 CR S 930 FE 777 CR S | | 120 020 0014 00 20 23 28 29 | 1 | STD 0,40 0,60 0,80 1,00 |
| Dieselmotor 127 A 5000, M 703 AA. | 1302 | 4 | 33 kW (45 PS) | Uno D, Panda, 127, Spazio | 81-92 | 76,000 | 2,50 2,00 3,00 | 914 CR 931 FE 947 EX CR | | 120 020 0026 00 20 23 | 1 | STD 0,40 0,60 |
| Motor M16A | 1586 | 4 | 79 kW - 88 kW (107-120 PS) | SEDICI 1.6 16V | 06/06-10/14 | 78,000 | 1,20 1,20 2,50 | 910 IF CR S 931 FE 777 CR S | | 121 094 0025 00 21 29 | 4 | STD 0,50 1,00 |
| Dieselmotor M 709 BT.13.0, M 709 AT.13.0 | 1367 | 4 | 51 - 53 kW (70 - 72 PS) | Uno TD | 86- | 78,000 | 2,50 2,00 3,00 | 914 CR 911 IF P 947 EX CR | | 120 020 0033 00 23 | 1 | STD 0,60 |

| | ccm | | | | | | | | | | | |
|--|------|---|-------------------------------|--|-------------|--------|----------------------|-------------------------------------|--|-----------------------------------|---|-----------------------------|
| Dieselmotor 198 A3.000 from engine no. 6577406 | 1598 | 4 | 77 kW (105 PS) | Bravo II (198) 1.6 D Multijet | 03/08 | 79,500 | 1,50 1,50 2,00 | 910 CKS 931 P 947 EX NIT S | | 120 020 0047 00 20 | 1 | STD 0,40 |
| Dieselmotor 198 A3.000 from engine no. 6577406 | 1598 | 4 | 77 kW (105 PS) | Doblo (263) 1.6 D Multijet | 02/10 | | | | | | | |
| Dieselmotor 198 A3.000 from engine no. 6577406 | 1598 | 4 | 77 kW (105 PS) | Linea (323) 1.6 D Multijet | 06/09 | | | | | | | |
| Dieselmotor 198 A6.000 from engine no. 6577406 | 1598 | 4 | 66 kW (90 PS) | Bravo II (198) 1.6 D Multijet | 03/08 | | | | | | | |
| Dieselmotor 199 B5.000 | 1598 | 4 | 77 kW (105 PS) | 500 L 1.6 D Multijet | 09/12 | | | | | | | |
| Dieselmotor 263 A4.000 from engine no. 6577406 | 1598 | 4 | 66 kW (90 PS) | Doblo (263) 1.6 D Multijet | 02/10 | | | | | | | |
| Dieselmotor 198 A3.000 till engine no. 6577406 | 1598 | 4 | 77 kW (105 PS) | Linea (323) 1.6 D Multijet | 06/09- | 79,500 | 2,00 1,75 2,00 | 910 CKS 931 P 947 EX NIT S | | 120 020 0042 00 | 1 | STD |
| Dieselmotor 198 A6.000, 198 A3.000, 955 A4.000 till engine no. 6577406 | 1598 | 4 | 66 - 88 kW (90 - 120 PS) | Bravo 1.6 D Multijet | 03/08- | | | | | | | |
| 198 A2.000 (88 kW) from engine no. 6577406 and till 14/11/2012 | | | | | | | | | | | | |
| Dieselmotor 263 A4.000, 263 A3.000, 198 A3.000 till engine no. 6577406 | 1598 | 4 | 66 - 77 kW (90 - 105 PS) | Doblo (263) 1.6 D Multijet | 02/10- | | | | | | | |
| Dieselmotor 350 A2.000 | 1598 | 4 | 88 kW (120 PS) | Idea 1.6 D Multijet | 05/08- | | | | | | | |
| Dieselmotor 955 A3.000 | 1598 | 4 | 88 kW (120 PS) | Grande Punto (199) 1.6 D Multijet | 07/08- | | | | | | | |
| Dieselmotor 955 A3.000 | 1598 | 4 | 88 kW (120 PS) | Punto Evo 1.6 D Multijet | 10/09-02/12 | | | | | | | |
| Motor 128 A.000, 128 AC 5.000, 138 A 000, 138 B 000, 138 B 1.000, 138 C 1.000, 146 A 4.000, 146 A 4.048 | 1116 | 4 | 40 - 48 kW 55 - 65 PS | 128, Ritmo, Uno | 69 - 87 | 80,000 | 1,50 2,00 3,94 | 910 IF CR S 931 FE 948 EX | | 120 020 0016 00 20 23 28 | 1 | STD 0,40 0,60 0,80 |
| Motor M 024 AA.07.0, 126 A 2.000 | 704 | 2 | 19/22 kW (26/30 PS) | Cinquecento, 126 | 93- | | | | | | | |
| Dieselmotor R9M.408, R9M.413, R9M.450, R9M.452 | 1598 | 4 | 70 kW - 107 kW (115-145 PS) | TALENTO 1.6 D | 06/16- | 80,000 | 2,00 1,75 2,00 | 913 PVD 911 IF U 947 EX NIT S | | 120 038 0023 00 21 | 1 | STD 0,50 |
| Motor 182 B6.000 Euro 3 | 1596 | 4 | 76 kW 103 PS | Brava 1.6, Bravo 1.6, Doblo 1.6 Multipla 1.6 Palio 1.6 Siena 1.6 Stilo 1.6 | 00 - | 80,500 | 1,20 1,20 2,00 | 910 NIT S IF 931 P 777 NIT S | | 120 020 0057 00 | 1 | STD |
| Motor M 645 WA.15.Z 182 B 6.000 | 1596 | 4 | 76 kW (103 PS) | Brava, Bravo, Doblo, Marea, Multipla, Stilo, Palio, Steel | | | | | | | | |
| Motor | 1372 | 4 | 51 kW 69 PS | Uno, Punto, Palio, Tempra 1.4 | 96 - | 80,500 | 1,20 1,50 3,00 | 910 CR S 911 P 777 CR S | | 120 020 0041 00 | 1 | STD |
| Motor M 202 PA.13.0, 160 A1 046 146 C 1000, 146 C 5000, 146 D 5000, 160 A 1.046, 836 A 4.000, M 605 PB 13.C014 | 1372 | 4 | 51 - 57 kW (70 - 69 PS) | Uno 70, Elba, Fiorino, Tempra, Tipo, Mille | 89-98 | 80,500 | 1,50 1,75 3,00 | 910 IF CR S 931 FE 777 CR S | | 120 020 0003 00 | 1 | STD |
| Motor M 603 AT.13.0 | 1301 | 4 | 77 kW (105 PS) | Uno turbo | 85-89 | 80,500 | 1,50 2,00 | 910 IF CR S 931 P | | 120 020 0028 00 | 1 | STD |
| Motor M 603 AT.13.0, 146 A2.000/246 | 1301 | 4 | 73,5 kW (100 PS) | Uno turbo | 85-91 | | 3,94 | 777 CR S | | | | |
| Motor 146 A 8.000, 176 A 4.000 M 603 BT.13.0 | 1372 | 4 | 84 - 100 kW (114 - 136 PS) | Uno turbo, Punto | 92-98 | 80,500 | 1,50 2,00 3,00 | 910 IF CR S 931 P 777 CR S | | 120 020 0037 00 | 1 | STD |



FIAT

Globally reliable

| | ccm | | | | | | | | | | | |
|--|------|---|-------------------------------|---|---------|--------|----------------------|--------------------------------------|--|-----------------------------|---|---------------------|
| Motor 182 B7.000, 185 A 8.000 M 654 DA 15 T M 648 PA 19 V025 | 1998 | 5 | 113 kW (154 PS) | Brava, Marea | 98- | 82,000 | 1,20 1,20 2,00 | 910 NIT S 931 P 777 NIT S | | 120 001 0020 00 20 23 | 1 | STD 0,40 0,60 |
| Motor 175 A3.000 M 648 FT 19 T | 1998 | 5 | 162 kW 220 PS | Coupe 2.0 i.e 20V turbo, Marea | 96- | 82,000 | 1,20 1,50 3,00 | 910 IF CR S 931 FE 777 CR S | | 120 020 0045 00 20 | 1 | STD 0,40 |
| Motor 182 A 1.000, M 182 A M 648 AA 19 T | 1998 | 5 | 108 kW (147 PS) | Bravo 2.0i HGT 20V, Marea 2.0i 20V, Brava, Coupe | 95- | 82,000 | 1,50 1,50 3,00 | 910 CR S 931 P 777 CR S | | 120 020 0038 00 20 | 1 | STD 0,40 |
| Motor M 182 A M 646 AA 17.T | 1747 | 4 | 83 - 103 kW 113 - 140 PS | Barquette, Brava, Bravo, Marea Coupe | 95 - | | | | | | | |
| Motor M 634 AA, 182 A 3.000 | 1369 | 4 | 55/59 kW (75/80 PS) | Bravo, Brava, Marea | 08/95- | | | | | | | |
| Dieselmotor 188A3.000 | 1910 | 4 | 44 kW (60 PS) | Punto, Palio, Strada, Doplo 1.9 | | 82,000 | 2,00 2,00 3,00 | 910 CR S 931 P 947 EX CR | | 120 020 0053 00 | 1 | STD |
| Dieselmotor 841 G 000, 841 M 000, 841 N 000 M 729 AT 24 | 2387 | 5 | 129 - 147 kW 175 - 200 PS | Brava , Cromia Alfa Romeo 156 Thesis 2.4 JTD | 00 - | 82,000 | 2,00 2,00 2,00 | 910 CR S 931 P 947 EX NIT | | 120 020 0058 00 20 23 | 1 | STD 0,40 0,60 |
| Dieselmotor M724 NT 19.T, M724 RT 19, 192 B 1.000, 937 A 5.000, M 729 AT 19, M 724 MT 19 | 1910 | 4 | 59 - 110 kW (80 - 150 PS) | JTD 2.4 Multijet 20 V Marea, Stilo, Multipla, Cromia, Doblo, Idea, Punto, Sedici, Nouva Punto JTD 1.9 Multijet 8V + 16V | 99 - | | | | | | | |
| Dieselmotor 839.A600 | 2387 | 5 | 100 kW (136 PS) | Stilo 2.4 JTD | | 82,000 | 2,50 2,00 2,00 | 910 CR S 931 P 947 EX NIT | | 120 020 0054 00 | 1 | STD |
| Dieselmotor AR37101 188 A 2.000 | 1910 | 4 | 73 kW (100 PS) | Bravo, Punto, Stilo, Marea, Multipla, 1.9 JTD SX, HSX ELX | | | | | | | | |
| Dieselmotor 182 A8/A7 + B4 M 720 AT 19 T M 724 BT 19 T | 1910 | 4 | 55-91 kW (75/124 PS) | Brava, Bravo, Barchetta, Marea, Marengo, Stilo Alfa Romeo 155 + 164 Marea | 95- | 82,000 | 3,00 2,00 3,00 | 914 CR P 911 IF U FE 947 EX CR | | 120 020 0049 00 23 | 1 | STD 0,60 |
| Dieselmotor M 717 AT.24.T M 722 BT 24 T M 722 MT 24 T | 2387 | 5 | 91 - 100 kW (124 - 136 PS) | | 99 - 00 | | | | | | | |
| Dieselmotor DW 8, DW 8B, WJY, WJZ | 1868 | 4 | 51 - 52 kW 69 - 71 PS | Sudo | 98 - | 82,200 | 2,00 2,00 3,00 | 910 CR S 931 P 947 EX CR | | 120 011 0015 00 21 | 1 | STD 0,50 |
| Dieselmotor M 711 KT.19 | 1930 | 4 | 69 kW (94 PS) | Cromia TD i.D. | 93- | 82,600 | 2,00 2,00 3,00 | 910 CR S 930 P 947 EX CR | | 120 020 0040 00 20 | 1 | STD 0,40 |
| Dieselmotor 149 A 1.000, 160 A 7.000 M 705 FA.19.010, 149 B 1.000 | 1929 | 4 | 48 - 51 kW (65 - 70 PS) | Ducato, Marengo, Regata, Tempra, Tipo, Brava, Bravo, Talento | 90- | 82,600 | 2,50 2,00 4,00 | 914 CR 930 P 947 EX CR | | 120 020 0029 00 20 28 | 1 | STD 0,40 0,80 |
| Dieselmotor 149 B 3.000, 149 B 4.000, 149 B 4.046, M 705 BA.19.0 149 B 2.000, | 1698 | 4 | 43/44 kW (58/60 PS) | Duna, Fiorino, Regatta, Ritmo, Uno D, Tipo | 88- | | | | | | | |
| Dieselmotor M 705 VA.19.S, 149 B 1.000 | 1930 | 4 | 51 kW (70 PS) | Ducato | 93- | 82,600 | 2,50 2,00 3,00 | 914 CR 930 P 947 EX CR | | 120 020 0036 00 20 | 1 | STD 0,40 |
| Dieselmotor M 705.CA.19 | 1929 | 4 | 44/48 kW (60/65 PS) | Uno, Tempra | 90-95 | | | | | | | |
| Dieselmotor M 708.FA.17 | 1697 | 4 | 43 kW (58 PS) | Fiorino, Uno, Tipo | 90-95 | | | | | | | |
| Dieselmotor 176 A 5.000 M 708 HT.17 | 1698 | 4 | 52 - 68 kW (71 - 92 PS) | Punto, Ducato, Tempra, Tipo | 90 - | 82,600 | 3,00 2,00 3,00 | 914 CR 930 P 947 EX CR | | 120 020 0004 00 20 | 1 | STD 0,40 |
| Dieselmotor M 710 AT.19.0, 160 A 6.000, TCA 160 718 AT 19, 718 TT 19 L | 1929 | 4 | 59/68 kW (80/92 PS) | Ducato, Tempra, Tipo, Talento, | 90- | | | | | | | |
| Dieselmotor M 707 HT.19.0, F 280 A 1000 | 1930 | 4 | 60 kW (82 PS) | Ducato TD | 90-93 | 82,600 | 3,00 2,00 4,00 | 914 CR 930 P 947 EX CR | | 120 020 0019 00 20 | 1 | STD 0,40 |
| Motor HA 24.V025 192 A 2.000 | 2446 | 5 | | Stilo | - 01 | 83,000 | 1,20 1,20 2,00 | 910 IF NIT S 931 P 777 NIT S | | 120 020 0059 00 | 1 | STD |

















| | ccm | | | | | | | | | | | | |
|---|----------------------|-------------|-------------------------------------|---|---------|--------|----------------------|---------------------------------------|------------------------------------|-----------------------------|-----------------|---------------------|-----|
| Motor 838 A2 | 2446 | 5 | 129 kW (175 PS) | Lancia K 2.4i 20V | 94- | 83,000 | 1,20 1,50 3,00 | 910 IF NIT S 931 P 777 CR S | | 120 020 0048 00 23 | 1 | STD 0,60 | |
| Motor M 649AA,24.T.TER | 2446 | 5 | 129 kW 175 PS | Lancia K 2.4i 20V Coupe | 96- | | | | | | | | |
| Dieselmotor 198 A5.000 | 1956 | 4 | 121 kW (165 PS) | BRAVO II (198) 2.0 D Multijet | 09/08- | 83,000 | 1,50 1,50 2,00 | 910 CDS P 931 ES P 947 EX NIT S | | 120 035 0007 00 21 | 1 | STD 0,50 | |
| Dieselmotor 250 A1.000 | 1956 | 4 | 85 kW (116 PS) | DUCATO (250) 115 Multijet 2.0 D | 06/11- | | | | | | | | |
| Dieselmotor 263 A1.000 | 1956 | 4 | 99 kW (135 PS) | DOBLO (152, 263) 2.0 D Multijet | 02/10- | | | | | | | | |
| Dieselmotor 939 B5.000 | 1956 | 4 | 100 kW (136 PS) | FREEMONT (JC) 2.0 JTD | 08/11- | | | | | | | | |
| Dieselmotor 939 B5.000 | 1956 | 4 | 125 kW (170 PS) | FREEMONT (JC) 2.0 JTD 4x4 | 08/11- | | | | | | | | |
| Dieselmotor 939 B5.000 | 1956 | 4 | 120 kW (163 PS) | FREEMONT (JC) 2.0 JTD 4x4 | 08/11- | | | | | | | | |
| Dieselmotor 940 A5.000 | 1956 | 4 | 103 kW (140 PS) | FREEMONT (JC) 2.0 JTD | 08/11- | | | | | | | | |
| Dieselmotor D20AA | 1956 | 4 | 99 kW (135 PS) | SEDICI 2.0 D Multijet 4x4 | 06/06- | | | | | | | | |
| Motor XU 7 JP 4, XU 7 JP Z LFW | 1761 | 4 | 66 - 76 kW (90 - 103 PS) | Ulysse 1.8i, Scudo | 96- | 83,000 | 1,50 1,50 3,00 | 910 IF CR S 931 P 777 CR S | | 120 037 0025 00 | 1 | STD | |
| Dieselmotor XUD 9 A, XUD 9 B, D9B, DJY | 1905 | 4 | 48 - 52 kW 65 - 71 PS | Scudo 1.9 D, Ducato | 10/95- | 83,000 | 2,00 2,00 3,00 | 910 CR S 911 P 947 EX NIT S | | 120 037 0046 00 | 1 | STD | |
| Dieselmotor 138 A 5.000 138 B 6.000 | 1714 | 4 | 40 - 43 kW (55 - 58 PS) | Ritmo, Regata | 80-86 | 83,000 | 2,50 2,00 4,00 | 914 CR 930 FE 947 EX CR | | 120 020 0025 00 20 23 | 1 | STD 0,40 0,60 | |
| Dieselmotor D8B, D8C, DHX, XUD9TF, -BTF, -TE | 1905 | 4 | 66 - 68 kW 90 - 92 PS 89 | Scudo, Ducato Ulysee 1.9 TD | 95 - | 83,000 | 3,00 2,00 3,00 | 914 CR 911 P 947 EX CR | | 120 037 0044 00 | 1 | STD | |
| Dieselmotor XUD 9 TE | 1905 | 4 | | Ulysse 1.9 TD | 95- | 83,000 | 3,50 2,00 | 914 CR 911 P | | 120 037 0029 00 21 | 1 | STD 0,50 | |
| Dieselmotor XUD 9 TE, XUD 8 B | 1905 | 4 | | Scudo 1.9 TD | 95- | 83,000 | 3,00 | 947 EX CR | | | | | |
| Motor Motor Motor | 1600 2000 1400 | 4 4 4 | | Ritmo 105 TC/125 TC, Lancia Monte Carlo | | | 84,000 | 1,00 1,50 3,00 | 910 IF NIT S 931 P 777 NIT S | | 120 020 0006 00 | 1 | STD |
| Motor 154 A, 834 C, M 601 HA, 159 A, M 611, 836 A, M 615 | 1995 | 4 | 110 - 113 kW 150 - 153 PS | Croma, Tempra, Tipo | 86 - | 84,000 | 1,50 1,50 3,00 | 910 IF CR S 931 FE 777 NIT S | | 120 020 0011 00 20 23 | 1 | STD 0,40 0,60 | |
| Motor 159 A 4.000 835 C 2.000 M 610 LA 18 C | 1756 | 4 | 77 - 81 kW (105 - 110 PS) | Tempra, Tipo | 90 | | | | | | | | |
| Motor M 400 BT.16.0, 831 A 7.000 | 1585 | 4 | 103/105 kW (140/143 PS) | Lancia Delta HF | 86-92 | | | | | | | | |
| Motor 131 B 1.000 132 C 000 132 D 000 | 1585 | 4 | 71 - 72 kW 96 - 98 PS | 131, 132, Argenta | 72 - 85 | 84,000 | 1,50 2,00 3,94 | 910 IF CR S 930 FE 777 CR S | | 120 020 0017 00 20 29 | 1 | STD 0,40 1,00 | |
| Motor 131 B, 131 C, 132 C, 132 D, 154 A, 834 B, M 601, M 834, | 1995 | 4 | 66 - 129 kW (90 - 175 PS) | 131, 132, Argenta, Croma, Croma Turbo | 72-92 | | | | | | | | |
| Motor XM 7 T | 1795 | 4 | 51 kW (69 PS) | Ducato 10, Furgone | 82-88 | 84,000 | 1,50 2,00 4,00 | 910 IF CR S 930 FE 777 CR S | | 120 037 0012 00 | 1 | STD | |
| Dieselmotor RH02 from 27.06.2012 | 1997 | 4 | 94 kW - 120 kW (128 PS - 163 PS) | SCUDO (272, 270_) 2.0 D Multijet | 07/10- | 85,000 | 2,00 2,00 2,00 | 913 CDS 911 IF U 947 EX NIT S | | 120 037 0064 00 | 1 | STD | |
| Dieselmotor RH02 till 26.06.2012 | 1997 | 4 | 94 kW - 120 kW (128 PS - 163 PS) | SCUDO (272, 270_) 2.0 D Multijet | 07/10- | 85,000 | 2,50 2,00 2,00 | 916 CKS 911 IF U 947 EX NIT S | | 120 037 0067 00 | 1 | STD | |
| Dieselmotor XUD 11 BTE | 2088 | 4 | 80 kW (109 PS) | Ulysse 2.1 TD 12V | 96- | 85,000 | 3,00 2,00 3,00 | 914 CR 911 FE 947 EX CR | | 120 037 0030 00 | 1 | STD | |
| Motor XU 10 J 4 RS | 1998 | 4 | 120 kW (163 PS) | Ulysse 2.0 16V S | | 86,000 | 1,50 1,50 3,00 | 910 IF CR S 931 P 777 CR S | | 120 037 0045 00 | 1 | STD | |
| Motor XU 10 2 C XU 10 J 2 Z RFU, RFW, RGU | 1998 | 4 | 84 - 89 kW (114 - 121 PS) | Ducato, Ulysse | 90 - | 86,000 | 1,50 1,75 3,00 | 910 IF CR S 931 FE 777 CR S | | 120 037 0031 00 | 1 | STD | |



FIAT

Globally reliable

| | ccm | | | | | | | | | | | |
|---|------|----|-----------------------------|--|----------|--------|----------------------|-------------------------------------|----------|-----------------------------|---|---------------------|
| Motor 128 A 1.000 128 AC 000 128 AR 000 128 AS 000 | 1290 | 4 | 44 - 55 kW (60 - 75 PS) | X 1/9, 128 | 72-79 | 86,000 | 1,50 2,00 3,94 | 910 IF CR S 931 FE 948 EX | | 120 020 0018 00 20 23 | 1 | STD 0,40 0,60 |
| Motor 182.A4.000, 182.A6.000, M 645 BA.15.T | 1581 | 4 | 76 kW (103 PS) | Bravo, Brava, Palio, Siena, Stilo, Marea, Dopló, Multipla | 95- | 86,400 | 1,50 1,50 3,00 | 910 IF CR S 931 FE 777 CR S | | 120 020 0039 00 23 | 1 | STD 0,60 |
| Motor 159 A 3.000, M 202 PB 15.0 | 1581 | 4 | 59/66 kW (80/90 PS) | Punto, Tipo, Tempra, Scudo | 93- | 86,400 | 1,50 1,75 3,00 | 910 IF CR S 931 FE 777 CR S | | 120 020 0009 00 23 | 1 | STD 0,60 |
| Motor 128.BB.064 128.AE.084 | 1301 | 4 | 48 kW 65 PS | Z 101, Yugo 65, Florida | | 86,400 | 1,50 2,00 3,00 | 910 CR S 931 P 777 CR S | | 120 020 0010 00 | 1 | STD |
| Motor 128 A 3.000, 138 A 1.000, 138 A 3.000, 149 A 3.000 | 1302 | 4 | 48 - 55 kW (65 - 75 PS) | Regata 70, Super, Ritmo 65, Ritmo 70 Super, Uno 70 Super, Ritmo Strada (USA) | 78-87 | 86,400 | 1,50 2,00 3,94 | 910 IF CR S 931 P 777 CR S | | 120 020 0021 00 | 1 | STD |
| Motor 138 B 3.000 | 1498 | 4 | 55-60,5 kW (75-82 PS) | Ritmo, Regata | 78-87 | | | | | | | |
| Motor 159 A, 160 A, 176 A, 835 C, M202, M 605 | 1581 | 4 | 59 - 66 kW (80 - 90 PS) | Punto, Scudo, Tempra, Tipo, Bravo, Elba, Fiorino, Selecta | 90 - | | | | | | | |
| Motor | 2492 | V6 | | Croma 2.5 V6 | 94- | 88,000 | 1,50 1,50 3,50 | 910 IF CR S 931 P 947 EX CR | | 120 001 0011 00 | 1 | STD |
| Motor XN 1 T, P 170 B | 1970 | 4 | 55/57 kW (75/78 PS) | Ducato 13, Furgone | 82-86 | 88,000 | 1,50 2,00 4,00 | 910 IF CR S 911 FE 777 CR S | | 120 037 0007 00 | 1 | STD |
| Dieselmotor 8144.65.200/300 | 1995 | 4 | 44 kW (60 PS) | 131 D | 78-84 | 88,000 | 2,00 2,00 | 910 CR S 931 FE | | 120 020 0023 00 | 1 | STD |
| Dieselmotor 8144.65.200/300 | 1995 | 4 | 44 kW (60 PS) | 132 D | 78-81 | | 4,00 | 947 EX CR | | | | |
| Dieselmotor F1AE0481C | 2286 | 4 | 110 / 81 | Ducato 2.3 JTD | ab 04/02 | 88,000 | 2,50 2,00 2,50 | 914 CR 911 P 947 EX CR | | 120 020 0008 00 20 | 1 | STD 0,40 |
| Dieselmotor F1A, Sofim | 2286 | 4 | | Ducato | 01 - | 88,000 | 2,50 2,00 2,50 | 910 NIT S 911 IF P 947 EX NIT | | 120 020 0020 00 | 1 | STD |
| Dieselmotor F1AE3481D, F1AE3481E, F1AE3481G | 2287 | 4 | 83-109 kW (113-148 PS) | DUCATO (250) 100 Multijet 2,3 D, DUCATO (250) 130 Multijet 2,3 D, DUCATO (250) 150 Multijet 2,3 D | 01/07- | 88,000 | 2,50 2,00 2,50 | 913 CKS 911 947 EX NIT S | | 120 020 0034 00 | 1 | STD |
| Dieselmotor | 1995 | 4 | 44 kW (60 PS) | 131 Mirafiori Diesel, 132 Diesel | | 88,000 | 3,00 2,00 4,00 | 910 IF CR S 931 FE 947 EX CR | | 120 020 0024 00 | 1 | STD |
| Dieselmotor DJ 5 T DK 5 ATE | 2446 | 4 | 76 - 96 kW 103 - 130 PS | Ducato | 93 - | 92,000 | 3,00 1,75 3,50 | 914 CR 911 P 947 EX CR | | 120 037 0040 00 21 | 1 | STD 0,50 |
| Dieselmotor CRD 93, U 25, B 25.637 | 2499 | 4 | 50 - 55 kW (68 - 75 PS) | 131 D, 132 D, Argenta D, Alfa 30 AR8, 35 AR8, Ducato | 81 - 93 | 93,000 | 2,00 2,00 4,00 | 910 CR S 930 FE 947 EX CR | | 120 020 0030 00 23 | 1 | STD 0,60 |
| Dieselmotor B 25/637 | 2499 | 4 | 52 kW (70 PS) | 242 E | 81-85 | 93,000 | 2,50 2,00 4,00 | 910 CR 911 P 947 EX CR | | 120 037 0035 00 | 1 | STD |
| Dieselmotor 8140.07.2700, 8140 07.-3700 8140 27.2700 8140 47 2700 8140 67 2700 | 2499 | 4 | 55 - 85 kW (75 - 115 PS) | Daily, Ducato | 89 - | 93,000 | 3,00 2,00 3,00 | 914 CR 911 P 947 EX CR | | 120 020 0001 00 20 23 | 1 | STD 0,40 0,60 |
| Dieselmotor 8140.21, 8144.21 | 2445 | 4 | 68 kW (92 PS) | Ducato, Daily, Grinta | 86-88 | | | | | | | |
| Dieselmotor 8140.61 8142.61 8144.61 | 2445 | 4 | 53 kW 72 PS | Argenta, Ducato, Maratea, Marengo, Campagnola | 78 - | 93,000 | 3,00 2,00 3,00 | 910 CR S 930 FE 947 EX CR | | 120 020 0002 00 20 23 | 1 | STD 0,40 0,60 |
| Dieselmotor 8140.67.2500, 8144.67.2500 | 2499 | 4 | 55 kW (75 PS) | Ducato, Croma | 85-94 | | | | | | | |
| Dieselmotor 8140.61 | 2445 | 4 | 53 kW (72 PS) | 30 F 8, 32 F 8, 35 F 8, 40 F 8 Daily, 238 E, 900 T, Ducato 13/14 | 78-85 | 93,000 | 3,00 2,00 4,00 | 910 CR S 930 FE 947 EX CR | | 120 020 0022 00 20 23 | 1 | STD 0,40 0,60 |
| Dieselmotor 8142.61, 8144.61 | 2445 | 4 | 53 kW (72 PS) | 131 D, 132 D, Argenta D | 78-85 | | | | | | | |

|  | ccm |  |  |  |  |  |  |  |  |  |  | |
|---|------|---|---|---|---|---|---|---|---|---|---|---------------------|
| Dieselmotor 8140.23.3700 8140.23.3900 8140.43.3700 8140.43.3728 8140.43S Sofim Hp 125 TCA | 2798 | 4 | 77 - 85 kW 105 - 115 PS | Ducato, Daily | 96 - | 94,400 | 2,50 2,00 2,50 | 914 CR 931 P 947 EX NIT S |  | 120 020 0051 00 20 23 | 1 | STD 0,40 0,60 |
| Dieselmotor 8140.23.3700 8140.23.3900 8140.43.3700 8140.43.3728 | 2798 | 4 | 77 - 85 kW 105 - 115 PS | Ducato, Daily | 96- | 94,400 | 3,00 2,00 3,00 | 914 CR 931 P 947 EX CR |  | 120 020 0050 00 20 23 | 1 | STD 0,40 0,60 |
| Dieselmotor 8140.63.2200 Sofim | 2798 | 4 | 63 - 90 kW (85 - 122 PS) | Maxi 2.8D, New Daily, Ducato | 96 - | 94,400 | 3,00 2,00 2,50 | 914 CR 931 P 947 EX NIT S |  | 120 020 0052 00 20 23 | 1 | STD 0,40 0,60 |
| Dieselmotor F1CE0441A | 2999 | 4 | 100 kW (136 PS) | DUCATO (250) 140 Natural Power | 04/09- | 95,800 | 2,50 | 914 CKS |  | 120 020 0007 00 20 | 1 | STD 0,40 |
| Dieselmotor F1CE0481D | 2999 | 4 | 115 kW (156 PS) | DUCATO (250) 160 Multijet 3,0 D | 10/06- | | 2,50 | 947 EX NIT S |  | | | |
| Dieselmotor F1CE0481D, F1CE3481M | 2999 | 4 | 116 kW (158 PS) | DUCATO (250) 160 Multijet 3,0 D | 07/06- | | | | | | | |
| Dieselmotor F1CE3481E | 2999 | 4 | 130 kW (177 PS) | DUCATO (250) 3.0 D Multijet | 06/11- | | | | | | | |
| Dieselmotor F1CE3481N | 2999 | 4 | 107 kW (146 PS) | DUCATO (250) 150 Multijet 3,0 D | 04/10- | | | | | | | |



FIAT-IVECO

Globally reliable

| | ccm | | | | | | | | | | | |
|---|------|---|------------------------------|---|---------|---------|----------------------|-----------------------------------|--|-----------------|---|--------------|
| Dieselmotor Euro 5 F1AE3481D, F1AE3481E, F1AE3481G | 2287 | 4 | 83-109 kW (113-148 PS) | DUCATO (250) 100 Multijet 2,3 D, DUCATO (250) 130 Multijet 2,3 D, DUCATO (250) 150 Multijet 2,3 D | 01/07- | 88,000 | 1,75 1,50 2,00 | 910 IF CDS 911 947 EX NIT S | | 120 020 0035 00 | 1 | STD |
| Dieselmotor 803.000 | 2340 | 3 | 28 - 37,5 kW 38 - 51 PS | Tractor | 96 - | 94,400 | 3,00 2,00 | 914 CR 931 P | | 120 020 0052 00 | 1 | STD |
| Dieselmotor 804.000 | 3120 | 4 | 40 - 51,5 kW (54 - 70 PS) | Tractor | 96 - | | 2,50 | 947 EX NIT S | | 20 23 | | 0,40 0,60 |
| Dieselmotor 806.000, 8065.01.000 | 4678 | 6 | 66 - 81 kW (90 - 110 PS) | Traktor | 96 - | | | | | | | |
| Dieselmotor 802.000 | 1560 | 2 | 18,5 kW (25 PS) | 250, 255, 300, 400 | 69 - 72 | 95,000 | 2,50 | 910 IF CR | | 120 121 0026 00 | 1 | STD |
| Dieselmotor 803.000 | 2300 | 3 | 28 - 37,5 kW 38 - 51 PS | 250, 255, 300, 400 | 66 - 72 | | 2,50 5,50 | 911 IF P 947 EX CR | | | | |
| Dieselmotor 804.000 | 3100 | 4 | 40 - 51,5 kW 54 - 70 PS | 250, 255, 300, 400 | 66 - 72 | | | | | | | |
| Dieselmotor 806.000 | 4700 | 6 | 66 - 81 kW 90 - 110 PS | 250, 255, 300, 400 | 66 - 72 | | | | | | | |
| Dieselmotor F1CE0441A | 2999 | 4 | 100 kW (136 PS) | DAILY IV 35C14 G, 35C14 G/P, 35S14 G, 35S14 G/P, 35C14 GD, 35S14 GD | 07/07- | 95,800 | 2,50 2,00 2,50 | 914 CKS 911 FE 947 EX NIT S | | 120 020 0007 00 | 1 | STD |
| Dieselmotor F1CE0441A | 2999 | 4 | 100 kW (136 PS) | DAILY IV 40C14 G, 40C14 G/P | 07/07- | | | | | | | |
| Dieselmotor F1CE0441A | 2999 | 4 | 100 kW (136 PS) | DAILY IV 50C14 G, 50C14 G/P, 50C14 GD, 50C14 GD/P | 07/07- | | | | | | | |
| Dieselmotor F1CE0441A | 2999 | 4 | 100 kW (136 PS) | DAILY IV 65C14 G, 65C14 G/P, 65C14 GD, 65C14 GD/P | 07/07- | | | | | | | |
| Dieselmotor 8035.06 | 2710 | 3 | 40 kW (55 PS) | DI 15, DI 20, DI 25 Forklift DIM 20, DIM 25 Forklift | 83- | 100,000 | 2,50 2,50 4,00 | 910 CR 930 P 947 EX CR | | 120 121 0001 00 | 1 | STD |
| Dieselmotor 8040.02 | 3457 | 4 | 42 kW 60 PS | 65 NC, 70 NC, 75 NC Forklift | 73 - | | | | | | | |
| Dieselmotor 8060.02, 8065.02, 8065.06 | 5818 | 6 | 74-89,7 kW (100 - 122 PS) | Traktor 1000, 80 NC/NT/ NR, 90 NC/PC/P, 100 NCL, 110 NC/NR/ NT/PC, 110 F 12, Mährescher, M 112 | 73- | | | | | | | |
| Dieselmotor 8025.02 | 1728 | 2 | 24 kW (32 PS) | Traktor 300, 350, 355 | 73- | 100,000 | 2,50 2,50 | 910 CR 931 P | | 120 121 0025 00 | 1 | STD |
| Dieselmotor 8030.02 8035.02 | 2592 | 3 | 33 - 46 kW 45 - 63 PS | | 69 - | | 5,50 | 947 EX CR | | | | |
| Dieselmotor 8040.02 8045.02 | 3456 | 4 | 44 - 60 kW 60 - 82 PS | | 73 - | | | | | | | |
| Dieselmotor 8060.02 8065.02 | 5184 | 6 | 74 - 90 kW 101 - 122 PS | | 73 - | | | | | | | |
| Dieselmotor 8065.06.230 | 5418 | 6 | 73 kW (100 PS) | Traktor | | 100,000 | 3,00 2,50 4,00 | 914 CR 911 FE 947 EX CR | | 120 121 0032 00 | 1 | STD |
| Dieselmotor F4AE 0681 A Tector E 28 B Tector E 24 D Tector E 21 E Tector E 18 | 5880 | 6 | 134 - 202 kW 182 - 275 PS | Eurocargo Tector NEF 60, 75, 80, 100, 110, 120, 130, 150 | | 102,000 | 3,00 2,39 4,00 | 914 CR 911 IF U P 947 EX CR | | 120 121 0018 00 | 1 | STD |
| Dieselmotor F4AE0481 A Tector E 17 C Tector E 15 D Tector E 13 | 3920 | 4 | 95 - 125 kW 130 - 170 PS | Eurocargo Tector NEF 60, 75, 80, 100, 110, 120, 130, 150 | | | | | | | | |




















| | ccm | | | | | | | | | | | |
|-------------------------------------|------|---|----------------------------------|--|---------|---------|--------------------------------------|--|--|-----------------|----------------------|-----|
| Dieselmotor 8031.04 | 2749 | 3 | 37/38 kW (50/52 PS) | Raupe FL 4-L, Radlader Benfra 215 | | 103,000 | 2,50 2,50 4,00 | 910 CR 911 FE 947 EX CR | | 120 121 0024 00 | 1 | STD |
| Dieselmotor 8035.04 | 2748 | 3 | 40/43 kW (55/58 PS) | Traktor 505 CS, 566/DT, 570/VF/DTF/DT, 580/DT, 588, R 8056, Raupe 565 C, C 8066 | | | | | | | | |
| Dieselmotor 8040.04.200 | 3666 | 4 | 63 kW (85 PS) | Baureihe 50/55 | | | | | | | | |
| Dieselmotor 8041.04, 8045.04.300 | 3666 | 4 | 45-57 kW (61-78 PS) | Traktor 766/DT, 780/DT, 788, R 8076, Raupe FL 5, FL/FR 7, FR 9, FR 12, 765 C, 855 C, C 8076, Radlader FR 7 | | | | | | | | |
| Dieselmotor 8055.04.200 | 4583 | 5 | 63-66 kW (86-90 PS) | Traktor 880-5/DT/S, Raupe 955 C, Radlader FR 7 | | | | | | | | |
| Dieselmotor 8060.04.060 | 5499 | 6 | 96/123,5 kW (130/168 PS) | Baureihe 65/79/, 80/90/95/100/, 110,315,115,135 | | | | | | | | |
| Dieselmotor 8065.04.2 | 5496 | 6 | 60-85 kW (82-115 PS) | Traktor 1000 S/DT, 1180/DT, Raupe FL 7 | 78- | | | | | | | |
| Dieselmotor 8065.24 | 5499 | 6 | 60-85 kW (82-115 PS) | FR 10/12, FE 18 R, Traktor 1280 T/1 | 78- | 103,000 | 3,00 2,50 4,00 | 914 CR 911 FE 947 EX CR | | 120 121 0002 00 | 1 | STD |
| Dieselmotor 8030.05 8035.05 | 2931 | 3 | 37 - 44 kW (50 - 60 PS) | 60.65, 60.66, 60.90, FL 4 | 83 - | 104,000 | 2,50 2,50 4,00 | 910 CR 931 FE 947 EX CR | | 120 121 0004 00 | 1 | STD |
| Dieselmotor 8040.05 8045.05 | 3908 | 4 | 52 - 65 kW (71 - 88 PS) | 80.65, 80.66, 80.90, 85.95, 90.90, FL 4, FL/FD 5, FB/FD/FL/FR 7, FR 9, FR 10, FE 12 | 83 - | | | | | 28 29 | 0,80 1,00 | |
| Dieselmotor 8050.05 8055.05 | 4885 | 5 | 66 - 72 kW (90 - 98 PS) | 90.90, 95.55 | 86 - | | | | | | | |
| Dieselmotor 8060.05 8065.05 | 5862 | 6 | 63 - 88 kW (86 - 120 PS) | 110.90, 115.90, FD/FL 7, 9, 10 | 86- | | | | | | | |
| Dieselmotor 8040.25 8045.25 | 3908 | 4 | 74 - 85 kW (101 - 115 PS) | 60.11, 65.11, 65.12, 75.12, 79.12 | - 98 | 104,000 | 3,00 2,50 4,00 | 914 CR 931 FE 947 EX CR | | 120 121 0003 00 | 1 | STD |
| Dieselmotor 8060.25 8065.25 | 5862 | 6 | 110 - 130 kW 150 - 177 PS | 145.17, 75 PC, 75 PM, 79.13, 90 PC, 90 PM.117.17, 115.17, 80 E 18 EuroCargo | 86 - | | | | | 20 28 29 | 0,40 0,80 1,00 | |
| Dieselmotor 8040.45 8060.45 8060SRC | 3907 | 4 | 85 - 100 kW (115 - 136 PS) | EuroCargo | 96 - | 104,000 | 3,50 2,50 4,00 | 914 CR 931 FE 947 EX CR | | 120 121 0030 00 | 1 | STD |
| Dieselmotor 8060.45 8060SRC | 5861 | 6 | 130 - 152 kW (177 - 207 PS) | EuroCargo | 96 - | | | | | | | |
| Dieselmotor CO 3/75 | 4562 | 4 | 66 kW (90 PS) | Traktor 750, 805, 840, 850, 880, Cerbiatto-V, Lupetto, Daino, Tigrotto, Leoncino, OM 50/55/65/70/75 | 68- | 110,000 | 2,50 2,50 2,50 5,00 | 910 CR 911 FE 930 P 947 EX P | | 120 121 0027 00 | 1 | STD |
| Dieselmotor CP 3 D, CP 3-11 | 7412 | 6 | 97/107/ 110 kW (132/145/ 150 PS) | Traktor 650/DT, 850/DT, 130 NT/NC/NR/F/R, AD/BD/, FL 10, SL 11, S/SR 70, S 90 | 68- | | | | | | | |
| Dieselmotor CP 3 D | 7412 | 6 | 97 kW 132 PS | Tigrotto 50, 55, MK5, Traktor 650, 655, 750, 850, 880, Autocarro 120, Daino 40, 45, Leoncino 35, Lupetto 25, 30, Cerbiatto | | 110,000 | 2,50 2,50 2,50 5,00 5,00 | 910 CR 911 FE 930 P 947 EX P 946 P | | 120 121 0033 00 | 1 | STD |
| Dieselmotor 8360.46 | 7684 | 6 | 162 - 196 kW (220 - 267 PS) | Eurocargo + EuroTech, City Class | 81 - 93 | 112,000 | 3,50 2,50 4,00 | 914 CR 911 IF P 947 EX CR | | 120 121 0029 00 | 1 | STD |



FIAT-IVECO














Globally reliable

| | ccm | | | | | | | | | | | |
|--|------|---|---------------------------------|---|--------|---------|----------------------|---------------------------------------|--|-----------------|---|-----|
| Dieselmotor F2BE3681A Cursor 8 E 36 | 7790 | 6 | 259 kW - 265 kW (352-360 PS) | Trakker AD 260T35, Trakker AD 260T36, Trakker AD 380T36, Trakker AT 260T35, Trakker AD 260T36, Trakker AD 380T36, Trakker AD 190T35, Trakker AD 190T36, Trakker AT 190T35, Trakker AT 190T36, Trakker AD 190T35 W, Trakker AT 190T35 W, Trakker AD 190T36 W, Trakker AT 190T36 W, Trakker AD 190T35 W, Trakker AD 190T36 W, Trakker AT 190T35 W, Trakker AT 190T36 W, Stralis AD 440S35, Stralis AT 440S35, Stralis AD 440S36, Stralis AT 440S36, Stralis AD 260S35, Stralis AT 260S35, Stralis AD 260S36, Stralis AT 260S36, Trakker AD 410T36, Trakker AT 410T36, Trakker AD 400T36 T, Trakker AT 400T36 T, Trakker AD 340T36, Trakker AT 340T36, Trakker AD 340T36 B, Trakker AD 310T36, Trakker AT 310T36, Trakker AD 260T36 W, Trakker AD 380T36 W, Trakker AT 260T36 W, Trakker AT 380T36 W | 06/03- | 115,000 | 2,00 1,50 4,00 | 914 CKS 931 IFU NIT 947 EX CR P | | 120 121 0007 00 | 1 | STD |
| Dieselmotor F2BE3681B Cursor 8 E 33 | 7790 | 6 | 243 kW (330 PS) | Trakker AD 260T33, Trakker AD 380T33, Trakker AT 260T33, Trakker AT 380T33, Trakker AD 260T33 B, Trakker AD 190T33, Trakker AT 190T33, Trakker AD 190T33 W, Trakker AT 190T33 W, Stralis AD 440S33, Stralis AT 440S33, Stralis AD 260S33, Stralis AT 260S33, Stralis AD 190S33, Stralis AT 190S33 | 03/06 | | | | | | | |
| Dieselmotor F2BE3681C Cursor 8 E 31 | 7790 | 6 | 228 kW (310 PS) | Trakker AD 190T31 W, Trakker AT 190T31 W, Stralis AD 260S31, Stralis AT 260S31, Stralis AD 260S31, Stralis AT 260S31, Stralis AD 260S31, Stralis AT 260S31, Stralis AD 190S31, Stralis AT 190S31 | 06/03 | | | | | | | |
| Dieselmotor 8340.04 + 06 | 4570 | 4 | 66 - 73,5 kW (90 - 100 PS) | 50 F 10, 55 F 10, 65 F 10, 70 F 10, 75 F 10, 50 NC, 55 NC, 65 NC, 70 NC, 75 NC | 77- | 115,000 | 2,50 2,50 4,00 | 910 CR 911 FE 947 EX CR | | 120 121 0005 00 | 1 | STD |
| Dieselmotor 8361.25.510 8361.45.500 8365.25.500 | 8102 | 6 | 120 - 154 kW (163-210 PS) | Traktor 1880, 1580, 160-90, 180-90, FD/FL 14, FR 15, FR 20, FE 28, FG 85, FG 95, FA 150, FR 158 | 80- | 115,000 | 3,00 2,50 4,00 | 916 CR 911 IF CR P 947 EX CR | | 120 121 0006 00 | 1 | STD |
| Dieselmotor F2B CURSOR 8 F2BE CURSOR 8 | 7790 | 6 | 180 - 259 kW 245 - 352 PS | EuroMover, EuroTech, EuroTrakker, EuroTech Cursor | 00 - | 115,000 | 3,00 2,50 4,00 | 914 CR 911 IF CR P 947 EX CR | | 120 121 0015 00 | 1 | STD |
| Dieselmotor 8460.21 8460.41 | 9498 | 6 | 184 - 254 kW (250 - 345 PS) | EuroTech, EuroClass, EuroRider | 03 - | 120,000 | 3,50 3,00 | 914 CR 911 IF CR P | | 120 121 0008 00 | 1 | STD |
| Dieselmotor 8460.21 8460.41 | 9498 | 6 | 154 - 276 kW 210 - 375 PS | EuroTrakker, TurboCity, Euro-Tech, EuroRider | 87 - | | 5,00 | 947 EX CR P | | | | |

|  | ccm |  |  |  |  |  |  |  |  |  |  | |
|---|-------|---|---|---|---|--|---|---|---|---|---|-----|
| Dieselmotor F3AE3681D | 10300 | 6 | 310 kW (422 PS) | Stralis AD 190S42, AT 190S42, AS 190S42 | 07/06- | 125,000 | 2,50 3,00 4,00 | 914 CKS 931 ES IWU NIT 947 EX CR |  | 120 121 0031 00 | 1 | STD |
| Dieselmotor F3AE3681D | 10300 | 6 | 310 kW (422 PS) | Stralis AD 320S42, AT 320S42 | 05/07- | | | |  | | | |
| Dieselmotor F3AE3681D | 10300 | 6 | 310 kW (422 PS) | Stralis AD 440S42, AT 440S42 | 04/06- | | | |  | | | |
| Dieselmotor F3AE3681D | 10300 | 6 | 310 kW (422 PS) | Stralis AS 440S42 | 05/06- | | | |  | | | |
| Dieselmotor 8220.02/12, 16524 | 9570 | 6 | 148 kW (201 PS) | 150.20, 130.20, 190.20 | | 125,000 | 3,00 3,00 4,00 | 910 CR 911 FE 947 EX CR |  | 120 121 0011 00 | 1 | STD |
| Dieselmotor F3AE0681B | 10300 | 6 | 294 kW (400 PS) | EuroStar LD 190 E 40, EuroTech MP 190 E 40 /P, EuroStar LD 260 E 40, Stralis AD 190S40, AT 190S40, EuroTech MP 260 E 40, Stralis AS 190S40, EuroTech MP 440 E 40 T/P, EuroStar LD 440 E 40 T, EuroTech MP 440 E 40 TX/P, EuroStar LD 440 E 40 TX/P, Stralis AD 260S40, AT 260S40, Stralis AS 260S40, Stralis AD 440S40, AT 440S40, Stralis AS 440S40, Stralis AD 440S40, AT 440S40, Stralis AD 440S40, AT 440S40, Stralis AS 440S40 | 09/00- | 125,000 | 3,50 3,00 4,00 | 914 CKS 931 ES IWU NIT 947 EX CR P |  | 120 121 0017 00 | 1 | STD |
| Dieselmotor F3AE0681D | 10300 | 6 | 316 kW (430 PS) | EuroStar LD 260 E 43 Y/PS, LD 260 E 43 FP, EuroStar LD 440 E 43 T/P, EuroStar LD 190 E 43, LD 190 E 43 P, LD 190 E 43 FP, EuroTech MP 260 E 43 Y, 260 E 43 Y/P, EuroTech MP 440 E 43 T, 440 E 43 T/P, EuroTech MP 440 E 43 TX/P, EuroStar LD 440 E 43 TX/P, EuroTech MP 190 E 43, 190 E 43 /P, Stralis AS 190S43, Stralis AS 260S43, Stralis AS 440S43, Stralis AS 440S43, Stralis AD 190S43, AT 190S43, Stralis AD 440S43, AT 440S43, Stralis AT 440S43, Stralis AD 440S43, AT 440S43, Stralis AT 440S43, Stralis AS 260S43 | 01/93- | | |  | | | | |
| Dieselmotor F3AE0681E | 10300 | 6 | 287 kW (390 PS) | EuroStar LD 190 E 39 P, LD 190 E 39 FP, EuroTech MP 190 E 39, 190 E 39 /P, 190 E 39 /FP, EuroStar LD 260 E 39 P, LD 260 E 39 FP, EuroTech MP 260 E 39 Y, 260 E 39 Y/P, 260 E 39 Y/FP, 260 E 39 Y/FS, EuroTech MP 440 E 39 T, 440 E 39 T/P, 440 E 39 T/FP-CT, EuroStar LD 440 E 39 T, LD 440 E 39 T/P, EuroTech MP 440 E 39 TX/P, EuroStar LD 440 E 39 TX, LD 440 E 39 TX/P | 11/99- | | | |  | | | |



| | ccm | | | | | | | | | | | |
|--|-------|---|-------------------------------|--|------|---------|------------------------------|--|--|-----------------|---|-----|
| Dieselmotor 8200.02.00/ 220 A, 8200.12.004, 8205.02 | 9800 | 6 | 140,5/ 147 kW (190/200 PS) | 684 N/NP/NT/T/TP, 690 N 4, Traktor AD/BD/FL 14, 150 C, 308, 309, 331, 343, 409, 418, 420 | 69- | 125,000 | 3,50 3,00 3,00 5,50 | 914 CR 911 FE 931 FE 947 EX CR | | 120 121 0023 00 | 1 | STD |
| Dieselmotor 8220.22 + 32 | 9572 | 6 | 150 - 180 kW | 165.24, 180.24, 370.24, (vertikal) | 75 - | 125,000 | 4,00 3,00 3,00 4,00 | 914 CR 911 FE 911 FE 947 EX CR | | 120 121 0009 00 | 1 | STD |
| Dieselmotor 203 A 61 203 H 61 310 H 61 | 11548 | 6 | 132,5 kW (180 PS) | 682 N3, N4, T3, T4, 690 N1, N2, T1, T1R, Bus 306 | 66 - | 130,000 | 4,00 3,00 3,00 5,50 | 914 CR 911 IF FE 931 FE 947 EX CR | | 120 121 0016 00 | 1 | STD |

|  | ccm |  |  |  |  |  |  |  |  |  |  | |
|---|-------|---|---|--|---|--|---|---|---|---|---|-----|
| Dieselmotor F3B3681A Euro 4/5 Cursor 13 E 56 | 12880 | 6 | 412 kW (560 PS) | Stralis 260 S 56 Stralis 440 S 56 | 05/06- | 135,000 | 3,00 3,00 5,00 | 914 CKS 911 IF U CR 947 EX CR |  | 120 121 0014 00 | 1 | STD |
| Dieselmotor F3B3681B Euro 4/5 Cursor 13 E 50 | 12880 | 6 | 368 kW (500 PS) | Stralis 190 S 50 Stralis 260 S 50 Stralis 440 S 50 | 07/06- | | | | | | | |
| Dieselmotor F3B3681C Euro 4/5 Cursor 13 E 45 | 12880 | 6 | 332 kW (450 PS) | Trakker 340 T 45 Trakker 380 T 45 Trakker 410 T 45 | 03/06- | | | | | | | |
| Dieselmotor F3B3681D Euro 4/5 | 12880 | 6 | 302 kW (410 PS) | Trakker 190 T 41 Trakker 260/380 T 41 Trakker 340 T 41 Trakker 400 T 41 Trakker 410 T 41 Trakker 440 T 41 Trakker 720 T 41 | 03/06- | | | | | | | |
| Dieselmotor F3B3681D Euro 4/5 Cursor 13 E 41 | 12880 | 6 | 301 kW (410 PS) | Trakker 340 T 41 Trakker 380 T 41 Trakker 410 T 41 | 06/06- | | | | | | | |
| Dieselmotor F3B3681G Euro 4/5 Cursor 13 E 48 | 12880 | 6 | 324 kW (440 PS) | Trakker 190 T 44/45 | 06/05- | | | | | | | |
| Dieselmotor F3BE3681 E Euro 4/5 | 12880 | 6 | 382 kW (520 PS) | Astra HD 8 42.52 T Astra HD 8 44.52 T Astra HD 8 64.52, 64.52 T Astra HD 8 66.52, 66.52 T Astra HD 8 84.52, 86.52 Astra HD 8 88.52 | 03/07- | | | | | | | |
| Dieselmotor F3BE3681A Euro 4/5 | 12880 | 6 | 412 kW (560 PS) | Astra HD 8 42.56 T Astra HD 8 44.56 T Astra HD 8 64.56 Astra HD 8 64.56 T Astra HD 8 66.56 Astra HD 8 66.56 T Astra HD 8 84.56 Astra HD 8 86.56 Astra HD 8 88.56 | 03/07- | | | | | | | |
| Dieselmotor F3BE3681B Euro 4/5 Cursor 13 E 50 | 12880 | 6 | 368 kW (500 PS) | Trakker 260/380 T 50 Trakker 340 T 50 Trakker 380 T 50 Trakker 400 T 50 Trakker 410 T 50 Trakker 440 T 50 Trakker 720 T 50 | 03/06- | | | | | | | |
| Dieselmotor F3BE3681C Euro 4/5 Cursor 13 E 45 | 12880 | 6 | 332 kW (450 PS) | Trakker 190 T 44/45 Trakker 260/380 T 45 Trakker 340 T 45 Trakker 400 T 45 Trakker 410 T 45 Trakker 440 T 45 Trakker 720 T 45 | 10/04- | | | | | | | |
| Dieselmotor F3BE3681F Euro 4/5 | 12880 | 6 | 353 kW (480 PS) | Astra HD 8 42.48, 42.48 T Astra HD 8 44.48, 44.48 T Astra HD 8 64.48, 64.48 T Astra HD 8 66.48, 66.48 T Astra HD 8 84.48, 86.48 Astra HD 8 88.48 | 03/07- | | | | | | | |
| Dieselmotor F3BE3681G Euro 4/5 | 12880 | 6 | 324 kW (440 PS) | Astra HD 8 42.44, 42.44 T Astra HD 8 44.44 T Astra HD 8 44.44, 44.45 Astra HD 8 64.44, 64.44 T Astra HD 8 66.44, 66.44 T Astra HD 8 84.44, 84.45 Astra HD 8 86.44, 86.45 | 01/05- | | | | | | | |
| Dieselmotor Cursor 13 | 12882 | 6 | 397 kW | 410E, 440 E, 720 E | | 135,000 | 4,00 3,00 5,00 | 914 CR 911 P 947 EX CR |  | 120 121 0013 00 | 1 | STD |
| Motor F3BO681 CB 401/402/411 Cursor 13 | 12882 | 6 | 279, 324, 338, 353, | 260 E, 340 E, 380 E | | | | | | | | |



FIAT-IVECO

Globally reliable

| | ccm | | | | | | | | | | | |
|---|-------|----|----------------------------------|--|--------|---------|------------------------------|---|--|-----------------|---|-----|
| Dieselmotor F3BE0681A | 12880 | 6 | 397 kW (540 PS) | Trakker AT 410T54 T, Stralis ES 440S54, Stralis AS 440S54, ES 440S54, Stralis AS 440S54, Stralis AS 260S54, | 02/02- | 135,000 | 4,00 3,00 5,00 | 914 CKS 931 IWU CR 947 EX CR | | 120 121 0019 00 | 1 | STD |
| Dieselmotor F3BE0681E | 12880 | 6 | 353 kW (480 PS) | EuroStar LD 260 E 48 Y/PS, Stralis AS 190S48, EuroStar LD 440 E 48 T/P, Trakker AD 260T48, AT 260T48, Stralis AS 260S48, Stralis AS 260S48, Trakker AD 380T48, AD 380T48, Stralis AS 440S48, Stralis ES 440S48, Stralis AS 440S48, Trakker AD 410T48, AT 410T48, Trakker AD 410T48 B, AT 410T48 B, EuroTrakker MP 720 E 48 HT Cursor, Trakker AD 720T48 T, AT 720T48 T, Trakker 410T48, Trakker 740T48T | 01/93- | | | | | | | |
| Dieselmotor F3BE0681G | 12880 | 6 | 280 kW (380 PS) | EuroTrakker MP 190 E 38 W Cursor, EuroTrakker MP 260 E 38 H Cursor, EuroTrakker MP 340 E 38 H Cursor, EuroTrakker MP 340 E 38 HB Cursor, EuroTrakker MP 380 E 38 H Cursor, EuroTrakker MP 380 E 38 HB Cursor, EuroTrakker MP 410 E 38 H Cursor, EuroTrakker MP 410 E 38 HB Cursor, EuroTrakker MP 440 E 38 HT Cursor, EuroTrakker MP 720 E 38 HT Cursor, Trakker AD 190T38, AT 190T38, Trakker AD 190T38 W, AT 190T38 W, Trakker AD 260T38 , AT 260T38, Trakker AD 410T38, Trakker AT 340T38, Trakker AD 410T38 H, Trakker AD 440T38 T, AT 440T38 T, Trakker AD 260T38, AD 260T38 /P, AT 260T38, Trakker AD 260T38 W, AT 260T38 W | 01/01- | | | | | | | |
| Dieselmotor 8210.42 | 13798 | 6 | 272 - 309 kW (37 - 420 PS) | EuroTrakker, EuroTech, EuroStar | 91- | 137,000 | 4,00 3,00 5,50 | 914 CR 911 CR 947 EX CR | | 120 121 0012 00 | 1 | STD |
| Dieselmotor 8210.02 8210.22 8215.22 | 13797 | 6 | 162 - 223,5 kW (220 - 304 PS) | 170, 180, 190, 240, 260, 300, 330, 370, 421, 619, 691, 697, 190.30, 330.30, 370.30, FD 20, FE 40, 45, FL 20, FR 20 | 69 - | 137,000 | 4,00 3,00 3,00 5,50 | 914 CR 911 FE 911 FE 947 EX CR | | 120 121 0020 00 | 1 | STD |
| Dieselmotor 8210.02 8210.22 8215.22 | 13797 | 6 | 162 - 223,5 kW (220 - 304 PS) | 170, 180, 190, 240, 260, 300, 330, 370, 421, 619, 691, 697, 190.30, 330.30, 370.30, FD 20, FE 40, FE 45, FL20, FR 20 | 69 - | 137,000 | 4,00 3,00 3,00 5,50 | 914 CR 911 CR 911 CR 947 EX CR | | 120 121 0022 00 | 1 | STD |
| Dieselmotor 8260.01/02 | 12876 | V6 | 182 kW (248 PS) | 370.25 BM 25, 30, 305 | 76- | 145,000 | 4,00 3,00 | 914 CR 911 CR P | | 120 121 0021 00 | 1 | STD |
| Dieselmotor 8280.01 8280.02 8280.22 8280.42 | 17174 | V8 | 243 - 481 kW (330 - 654 PS) | 190, 220, 240, 320, FR35, FD30, Turbostar + Turbostar 2 | 84- | | 6,00 | 947 EX CR P | | | | |

| | ccm | | | | | | | | | | | |
|--|------|---|----------------------------|---|-------------|--------|----------------------|--------------------------------------|--|-----------------------------|---|---------------------|
| Motor G6A, GUD, GUE HCS | 1118 | 4 | 37 - 40 kW (50 - 54 PS) | Fiesta 1.1 | 89- | 68,700 | 1,50 1,75 3,00 | 910 IF CR S 930 FE 777 CR S | | 120 021 0022 00 21 | 1 | STD 0,50 |
| Motor TLB | 999 | 4 | 33 kW 44 PS | Fiesta 1.0 | 89 - 95 | | | | | | | |
| Motor CHT | 1300 | 4 | | Escort | | 71,500 | 1,75 2,00 4,00 | 910 IF CR S 911 FE 777 CR S | | 120 021 0035 00 | 1 | STD |
| Motor M1CA, M1CB | 999 | 3 | 92 kW (125 PS) | MONDEO V 1.0 EcoBoost | 02/12- | 71,900 | 1,00 1,20 2,00 | 910 S PVD 931 P 777 S PVD | | 120 021 0070 00 21 | 1 | STD 0,50 |
| Motor M1DA | 998 | 3 | 88 kW (120 PS) | ECOSPORT 1.0 Ti-VCT EcoBoost | 08/12- | | | | | | | |
| Motor M1DA | 998 | 3 | 92 kW (125 PS) | GRAND C-MAX 1.0 EcoBoost | 02/12- | | | | | | | |
| Motor M1JA | 998 | 3 | 88 kW (120 PS) | FOCUS III 1.0 EcoBoost | 10/12- | | | | | | | |
| Motor M1JC | 998 | 3 | 92 kW (125 PS) | C-MAX II 1.0 EcoBoost B-MAX (JK) 1.0 EcoBoost | 10/13- | | | | | | | |
| Motor M1JE, M1JH | 998 | 3 | 92 kW (125 PS) | ECOSPORT 1.0 EcoBoost | 10/13- | | | | | | | |
| Motor M2DA | 998 | 3 | 74 kW (100 PS) | B-MAX (JK) 1.0 EcoBoost | 09/12- | | | | | | | |
| Motor M2DA, SFDA | 998 | 3 | 74 kW (100 PS) | FIESTA VI 1.0 EcoBoost | 10/12- | | | | | | | |
| Motor M2GA | 998 | 3 | 74 kW (100 PS) | FOCUS III 1.0 EcoBoost | 02/12- | | | | | | | |
| Motor M2GA, M2GB | 998 | 3 | 74 kW (100 PS) | C-MAX II 1.0 EcoBoost GRAND C-MAX 1.0 EcoBoost | 10/12- | | | | | | | |
| Motor P4JA, P4JB, P4JC, P4JD | 998 | 3 | 59 kW (80 PS) | TRANSIT CONNECT 1.0 EcoBoost | 02/13- | | | | | | | |
| Motor SFCA, SFCB, SFCC, SFCD | 998 | 3 | 74 kW (100 PS) | TOURNEO CONNECT / GRAND TOURNEO CONNECT 1.0 EcoBoost | 11/13- | | | | | | | |
| Motor SFJA, SFJB, SFJC, SFJD | 998 | 3 | 74 kW (100 PS) | FIESTA VI 1.0 EcoBoost | 10/12- | | | | | | | |
| Motor XMJA, XMJB | 998 | 3 | 48 kW (65 PS) | TOURNEO COURIER 1.0 EcoBoost | 02/14- | | | | | | | |
| Motor YYJA, YYJB | 998 | 3 | 103 kW (140 PS) | TRANSIT COURIER 1.0 EcoBoost | 10/12- | | | | | | | |
| Motor YYJC | 998 | 3 | 103 kW (140 PS) | B-MAX (JK) 1.0 EcoBoost | 01/13- | | | | | | | |
| Motor YYJD | 998 | 3 | 103 kW (140 PS) | FIESTA VI 1.0 EcoBoost | 05/14- | | | | | | | |
| Motor ZH12 Zetec S DHA, DHB, DHC, DHD, DHE, DHF, DHG | 1242 | 4 | 55 kW (75 PS) | B-MAX (JK) 1.0 EcoBoost | 02/16- | | | | | | | |
| Motor ZH12 Zetec S DHA, DHB, DHC, DHD, DHE, DHF, DHG | 1242 | 4 | 55 kW (75 PS) | ECOSPORT 1.0 EcoBoost | 03/16- | | | | | | | |
| Motor ZH12 Zetec S DHA, DHB, DHC, DHD, DHE, DHF, DHG | 1242 | 4 | 55 kW (75 PS) | FIESTA 1.25 Trend | 95 - | 71,900 | 1,20 1,50 2,50 | 910 IF NIT S 931 P 777 NIT S | | 120 021 0044 00 21 | 1 | STD 0,50 |
| Dieselmotor UGJC | 1499 | 4 | 55 kW (75 PS) | B-MAX 1.5 TDCi, FIESTA VI 1.5 TDCi | 09/12- | 73,500 | 2,00 1,95 2,00 | 913 CDS 931 P 947 EX CR | | 120 021 0007 00 21 | 1 | STD 0,50 |
| Dieselmotor F6JD, KVJA | 1399 | 4 | 51 kW (70PS) | FIESTA VI 1.4 TDCi | 07/10 | 73,700 | 2,50 1,95 2,00 | 922 CKS 911 IF U 947 EX CKS | | 120 037 0002 00 21 | 1 | STD 0,50 |
| Dieselmotor DV4TD -F6JA DV4TED - F6JB | 1399 | 4 | 50 - 66 kW 68 - 90 PS | FIESTA 1.4 TDCi Fusion 1.4 TDCi | 01 - | 73,700 | 2,50 1,95 2,50 | 916 CR 911 IF U P 947 EX NIT S | | 120 037 0056 00 | 1 | STD |
| Motor A9A, A9B | 1299 | 4 | 51 kW (70 PS) | KA (RB_) 1.3 i | 08/02-11/08 | 74,000 | 1,20 1,50 2,00 | 910 NIT S IF 931 P 777 NIT S | | 120 021 0060 00 | 1 | STD |
| Motor BAA, J4D, J4K, J4M, J4N, J4P, J4S | 1299 | 4 | 44 kW (60 PS) | KA (RB_) 1.3 i | 09/96-11/08 | | | | | | | |
| Motor BAJA | 1299 | 4 | 44 kW (60 PS) | FIESTA V (JH_, JD_) 1.3 | 11/01-06/08 | | | | | | | |
| Motor JJD, JJF, JJG, JJH, JJL | 1299 | 4 | 36 kW (49 PS) | KA (RB_) 1.3 i | 06/98-11/08 | | | | | | | |
| Motor ZL13 | 1299 | 4 | 51 - 70 | 1.3 Rocam Ikon 1.3i | | | | | | | | |
| Motor J4B, J4C, J6A, J6B, JBA, JBB, JBC, JJA, JJD | 1297 | 4 | 44 - 46 kW (60 - 63 PS) | Escort, Fiesta, Orion, Courier, Ka 1.3 i | 88- | 74,000 | 1,50 1,75 3,00 | 910 IF CR S 931 P 777 CR S | | 120 021 0011 00 21 29 | 1 | STD 0,50 1,00 |



FORD

Globally reliable






















| | ccm | | | | | | | | | | | |
|--|------|---|----------------------------|---|---------|--------|----------------------|-----------------------------------|--|-----------------------------|---|---------------------|
| Motor GSG, GSF, GMA, GPA, GLB | 1117 | 4 | 37 kW 50 PS | Escort, Fiesta 1.1 | 83 - 90 | 74,000 | 1,60 2,00 4,00 | 910 CR 931 FE 777 CR S | | 120 021 0015 00 | 1 | STD |
| Motor JLA, JLB | 1297 | 4 | 44 kW 60 PS | Escort, Orion 1.3 | 86 - 90 | | | | | | | |
| Motor TKA, TKB, TKW, TLA, | 957 | 4 | 29 - 33 kW (40 - 45 PS) | Fiesta 09, Fiesta, 1.0 | 76 - 89 | | | | | | | |
| Dieselmotor T1BA, T1BB, T1BC from 28.09.2014 | 1560 | 4 | 85 kW (115 PS) | MONDEO IV (BA7) 1.6 TDCi | 02/11- | 75,000 | 2,00 1,95 2,00 | 913 CDS 931 947 EX CKS | | 120 021 0014 00 | 1 | STD |
| Dieselmotor T1BA, T1BB, T1BC from 28.09.2014 | 1560 | 4 | 85 kW (115 PS) | MONDEO IV Stufenheck (BA7) 1.6 TDCi | 12/10- | | | | | | | |
| Dieselmotor T1BA, T1BB, T1BC from 28.09.2014 | 1560 | 4 | 85 kW (115 PS) | MONDEO IV Turnier (BA7) 1.6 TDCi | 02/11- | | | | | | | |
| Dieselmotor T1DA, T1DB from 04.06.2012 | 1560 | 4 | 85 kW (115 PS) | FOCUS III 1.6 TDCi | 04/11- | | | | | | | |
| Dieselmotor T1DA, T1DB from 04.06.2012 | 1560 | 4 | 85 kW (115 PS) | FOCUS III Stufenheck 1.6 TDCi | 04/11- | | | | | | | |
| Dieselmotor T1DA, T1DB from 04.06.2012 | 1560 | 4 | 85 kW (115 PS) | FOCUS III Turnier 1.6 TDCi | 05/11- | | | | | | | |
| Dieselmotor T3DA, T3DB from 04.06.2012 | 1560 | 4 | 70 kW (95 PS) | FOCUS III 1.6 TDCi | 04/11- | | | | | | | |
| Dieselmotor T3DA, T3DB from 04.06.2012 | 1560 | 4 | 70 kW (95 PS) | FOCUS III Stufenheck 1.6 TDCi | 04/11- | | | | | | | |
| Dieselmotor T3DA, T3DB from 04.06.2012 | 1560 | 4 | 70 kW (95 PS) | FOCUS III Turnier 1.6 TDCi | 05/11- | | | | | | | |
| Dieselmotor T3JA, TZJA, TZJB from 27.02.2012 | 1560 | 4 | 70 kW (95 PS) | FIESTA VI 1.6 TDCi | 02/10- | | | | | | | |
| Dieselmotor T3JB | 1560 | 4 | 70 kW (95 PS) | B-MAX 1.6 TDCi | 10/12- | | | | | | | |
| Dieselmotor TZJA, TZJB from 27.02.2012 | 1560 | 4 | 70 kW (95 PS) | FIESTA Van 1.6 TDCi | 02/10- | | | | | | | |
| Dieselmotor T1BA, T1BB, T1BC till 27.09.2014 | 1560 | 4 | 85 kW (115 PS) | MONDEO IV (BA7) 1.6 TDCi | 02/11- | 75,000 | 2,50 1,95 2,00 | 922 CKS 931 P 947 EX CKS | | 120 037 0061 00 21 | 1 | STD 0,50 |
| Dieselmotor T1BA, T1BB, T1BC till 27.09.2014 | 1560 | 4 | 85 kW (115 PS) | MONDEO IV Stufenheck (BA7) 1.6 TDCi | 12/10- | | | | | | | |
| Dieselmotor T1BA, T1BB, T1BC till 27.09.2014 | 1560 | 4 | 85 kW (115 PS) | MONDEO IV Turnier (BA7) 1.6 TDCi | 02/11- | | | | | | | |
| Dieselmotor T1DA, T1DB till 03.06.2012 | 1560 | 4 | 85 kW (115 PS) | FOCUS III 1.6 TDCi | 04/11- | | | | | | | |
| Dieselmotor T1DA, T1DB till 03.06.2012 | 1560 | 4 | 85 kW (115 PS) | FOCUS III Stufenheck 1.6 TDCi | 04/11- | | | | | | | |
| Dieselmotor T1DA, T1DB till 03.06.2012 | 1560 | 4 | 85 kW (115 PS) | FOCUS III Turnier 1.6 TDCi | 05/11- | | | | | | | |
| Dieselmotor T3DA, T3DB till 03.06.2012 | 1560 | 4 | 70 kW (95 PS) | FOCUS III 1.6 TDCi | 04/11- | | | | | | | |
| Dieselmotor T3DA, T3DB till 03.06.2012 | 1560 | 4 | 70 kW (95 PS) | FOCUS III Stufenheck 1.6 TDCi | 04/11- | | | | | | | |
| Dieselmotor T3DA, T3DB till 03.06.2012 | 1560 | 4 | 70 kW (95 PS) | FOCUS III Turnier 1.6 TDCi | 05/11- | | | | | | | |
| Dieselmotor T3JA, TZJA, TZJB till 26.02.2012 | 1560 | 4 | 70 kW (95 PS) | FIESTA VI 1.6 TDCi | 02/10- | | | | | | | |
| Dieselmotor TZJA, TZJB till 26.02.2012 | 1560 | 4 | 70 kW (95 PS) | FIESTA Van 1.6 TDCi | 02/10- | | | | | | | |
| Motor ZH14 Zetec S, SE FHA, FHD, FHE, FHF, FXDA, ASDA, ASDB, SPJA FXDB, FXDC, FXDD | 1388 | 4 | 59 - 71 kW 80 - 97 PS | Fiesta, Focus, Puma 1.4 i 16V | 96 - | 76,000 | 1,20 1,50 2,50 | 910 IF NIT S 911 P 777 CR S | | 120 021 0046 00 21 29 | 1 | STD 0,50 1,00 |
| Motor L1E, L1F, L1G, L1H, L1J, L1K | 1597 | 4 | 66 kW (90 PS) | Escort, Fiesta, Mondeo, Orion 1.6 i 16V | 94- | 76,000 | 1,20 1,60 2,50 | 910 IF NIT S 931 P 777 CR S | | 120 021 0043 00 21 | 1 | STD 0,50 |

| | ccm | | | | | | | | | | | |
|---|------|---|---------------------------|--|-------------|--|--|--|--|-----------------------------------|---|-----------------------------|
| Motor Zetec 16 V | 1597 | 4 | 65 kW (88 PS) | Escort, Orion | | | | 76,000 1,50 1,60 2,50 910 IF CR S 931 P 777 CR S | | 120 021 0034 00 21 | 1 | STD 0,50 |
| Motor E 3 | 1296 | 4 | 53 / 72 | Laser | | | | 77,000 1,20 1,50 4,00 910 CR S 931 CR 777 CR S | | 120 021 0059 00 21 | 1 | STD 0,50 |
| Motor E5 Mazda H14B | 1415 | 4 | 52 kW 71 PS | Laser, Econovan | 85 - 91 | | | 77,000 1,50 2,00 4,00 910 NIT S 931 P 777 CR S | | 121 085 0019 00 | 4 | STD |
| Motor F4A, F4B, F6B, F6D, F6E, F6F, F6G, FUA, FUAA | 1392 | 4 | 52 - 55 kW (71 - 75 PS) | Escort, Fiesta, Orion, 1.4 | 85-87 | | | 77,250 1,60 2,00 4,00 910 CR 930 FE 777 CR S | | 120 021 0027 00 21 | 1 | STD 0,50 |
| Motor NA-new | 1800 | 4 | | Courier | | | | 78,000 1,20 1,50 4,00 910 CR P S 931 P 777 CR S | | 121 085 0021 00 | 4 | STD |
| Motor VB | 1800 | 4 | | Courier | | | | 78,000 1,50 1,50 4,00 911 CR P S 931 P 777 CR S | | 121 085 0020 00 | 4 | STD |
| Motor JQDA, JQDB | 1596 | 4 | 110 kW (150 PS) | GRAND C-MAX 1.6 EcoBoost, C-MAX II 1.6 EcoBoost, | 12/10- | | | 79,000 1,20 1,20 2,00 910 NIT S PVD 931 FE S 777 NIT S | | 120 021 0071 00 21 | 1 | STD 0,50 |
| Motor JQDA, JQDB, YUDA | 1596 | 4 | 110 kW (150 PS) | FOCUS III 1.6 EcoBoost | 07/10- | | | | | | | |
| Motor JQGA | 1596 | 4 | 110 kW (150 PS) | TRANSIT CONNECT 1.6 EcoBoost, TOURNEO CONNECT 1.6 EcoBoost, GRAND TOURNEO CONNECT 1.6 EcoBoost | 02/13- | | | | | | | |
| Motor JQMA, JQMB | 1596 | 4 | 110 kW (150 PS) | KUGA II 1.6 EcoBoost | 03/13- | | | | | | | |
| Motor JTBA, JTBB | 1596 | 4 | 118 kW (160 PS) | MONDEO IV 1.6 EcoBoost | 02/11-09/14 | | | | | | | |
| Motor JTDA, JTDB | 1596 | 4 | 134 kW (182 PS) | FOCUS III 1.6 EcoBoost, C-MAX II 1.6 EcoBoost, GRAND C-MAX 1.6 EcoBoost | 07/10- | | | | | | | |
| Motor JTMA | 1596 | 4 | 134 kW (182 PS) | KUGA II 1.6 EcoBoost 4x4, ESCAPE II 1.6 EcoBoost 4x4 | 03/13- | | | | | | | |
| Motor JTWA, JTWB | 1596 | 4 | 118 kW (160 PS) | GALAXY 1.6 EcoBoost, S-MAX 1.6 EcoBoost | 11/10-06/15 | | | | | | | |
| Motor FYDA, FYDD, ZH 16 | 1597 | 4 | 74 - 76 kW (100 - 103 PS) | Fusion 1.6 16 V, Fiesta, Focus, Puma, Mondeo | 98 - | | | 79,000 1,20 1,50 2,00 910 CR S 931 P 777 NIT S | | 120 021 0045 00 21 29 | 1 | STD 0,50 1,00 |
| Motor LC | 1285 | 4 | 40,5/ 43,5 kW (55/59 PS) | Capri II, Taunus | 70-82 | | | 79,000 2,00 2,50 4,00 910 CR S 911 P 777 CR S | | 120 021 0001 00 21 29 | 1 | STD 0,50 1,00 |
| Dieselmotor 1Z, AFN, AHU | 1896 | 4 | 66 - 81 kW 89 - 110 PS | Galaxy 1.9 TDI | 95 - | | | 79,500 1,75 2,00 3,00 910 CR S 911 IF U 947 EX CR | | 120 050 0038 00 21 29 | 1 | STD 0,50 1,00 |
| Motor MA-new | | 4 | | Courier | | | | 80,000 1,20 1,50 4,00 910 CR 931 P 777 CR S | | 121 085 0024 00 | 4 | STD |
| Motor R2C, R6A, CVH | 1769 | 4 | 64 - 66 kW 87 - 90 PS | Sierra 1.8 | 86 - | | | 80,000 1,50 1,50 3,00 910 IF CR S 931 FE 777 CR S | | 120 021 0028 00 21 29 | 1 | STD 0,50 1,00 |
| Motor JPA, JPC | 1296 | 4 | 51 kW (69 PS) | Fiesta, Escort, Orion 1.3 | 80-86 | | | 80,000 1,60 2,00 4,00 910 CR 931 FE 777 CR S | | 120 021 0017 00 21 | 1 | STD 0,50 |
| Motor L4B, L6B, LJB, LJD, LJF, LP1, LP2, LPA, LR1, LR2, LRB, LUA, LUB, LUC, LUD, LUG, LUJ | 1597 | 4 | 58 - 81 kW (79 - 110 PS) | Escort, Sierra, Orion, Fiesta 1.6 | 80 - 92 | | | | | | | |
| Dieselmotor Kent LTA, LTB, LTC | 1608 | 4 | 40 kW (54 PS) | Fiesta D, Escort D, Orion D 1.6 D | 84 - 90 | | | 80,000 2,00 2,00 3,00 910 CR S 911 FE 947 EX CR | | 120 021 0018 00 21 26 29 | 1 | STD 0,50 0,75 1,00 |
| Motor ZH18N/M/P Zetec E | 1796 | 4 | 103 - 128 PS 77 - 85 kW | Focus 1.8i, Escort 1.8i, Mondeo 1.8i | | | | 80,600 1,20 1,50 2,50 910 NIT S IF 931 P 777 CR S | | 120 021 0056 00 | 1 | STD |
| Motor ZH18N/M/P Motor Zetec E | 1796 | 4 | 85 kW (115 PS) | Focus 1.8i, Escort 1.8i, Mondeo 1.8i | | | | 80,600 1,20 1,60 2,50 910 IF NIT S 931 P 777 CR S | | 120 021 0047 00 | 1 | STD |

**FORD**

Globally reliable

| | ccm | | | | | | | | | | | |
|--|------|----|--------------------------------|------------------------------------|-------------|--------|----------------------|---|--|-----------------|---|-----------------------------|
| Motor DOHC 4V (Zeta) | 1800 | 4 | | Fiesta XR2i/S, Escort, Orion | | 80,600 | 1,50 1,60 3,00 | 910 IF CR S 931 P 777 CR S | | 120 021 0029 00 | 1 | STD |
| Motor RDA, RDB, RKA, RKB, RKC, RQB, RQC | 1796 | 4 | 77 -96 kW (105 - 131 PS) | Escort, Fiesta, Orion, Mondeo, 1.8 | 90 - 00 | 80,600 | 1,50 1,60 2,50 | 910 IF CR S 931 P 777 CR S | | 120 021 0030 00 | 1 | STD |
| Motor AAA, AMY, AYL | 2792 | V6 | 120 - 150 kW (163 - 204 PS) | Galaxy 2.8 i V6 | 95- | 81,000 | 1,50 1,75 3,00 | 910 IF CR S 931 FE 777 CR S | | 120 050 0034 00 | 1 | STD 0,25 0,50 1,00 |
| Motor LSD, LSE | 1593 | 4 | 55 kW (75 PS) | Sierra, Laser 1.6 | 84 - 93 | 81,300 | 1,60 2,00 4,00 | 910 CR 911 FE 777 CR S | | 120 021 0023 00 | 1 | STD |
| Motor Duratec 2.5 24 V | 2521 | 6 | 125 - 151 kW 170 - 205 PS | Mondeo | | 81,600 | 1,20 1,50 3,00 | 910 NIT S IF 931 FE 777 CR S | | 120 021 0055 00 | 1 | STD |
| Motor ZL 16 | 1598 | 4 | 68 kW 92 PS | Sportka Ikon 1.6 i | 01.2000- | 82,070 | 1,20 1,50 2,00 | 910 NIT S 931 P 777 NIT S | | 120 021 0061 00 | 1 | STD |
| Motor SEA | 2544 | 6 | 125 kW (170 PS) | Mondeo 2.5 24 V GT | | 82,400 | 1,20 1,50 3,00 | 910 IF NIT S 911 P 777 CR S | | 120 021 0048 00 | 1 | STD |
| Dieselmotor FFBA | 1753 | 4 | 92 kW (125 PS) | MONDEO IV 1.8 TDCi | 03/07- | 82,500 | 1,75 2,00 2,00 | 910 IF NIT S PVD 930 P 947 EX NIT S | | 120 021 0069 00 | 1 | STD 0,50 |
| Dieselmotor FFWA | 1753 | 4 | 74 kW (100 PS) | GALAXY 1.8 TDCi | 05/06- | | | | | | | |
| Dieselmotor FFWA | 1753 | 4 | 74 kW (100 PS) | S-MAX 1.8 TDCi | 01/07- | | | | | | | |
| Dieselmotor KHBA, QYBA | 1753 | 4 | 74 kW (100 PS) | MONDEO IV 1.8 TDCi | 06/07- | | | | | | | |
| Dieselmotor KKDA | 1753 | 4 | 85 kW (115 PS) | C-MAX 1.8 TDCi | 02/07- | | | | | | | |
| Dieselmotor KKDA from 13.03.06 | 1753 | 4 | 85 kW (115 PS) | FOCUS C-MAX 1.8 TDCi | 01/05-03/07 | | | | | | | |
| Dieselmotor QYWA | 1753 | 4 | 92 kW (125 PS) | S-MAX 1.8 TDCi, GALAXY 1.8 TDCi | 05/06- | | | | | | | |
| Dieselmotor RWPA from 14.08.06 | 1753 | 4 | 81 kW (110 PS) | TOURNEO CONNECT 1.8 TDCi | 08/06- | | | | | | | |
| Dieselmotor RWPA from 14.08.06 | 1753 | 4 | 66 kW - 81 kW (90 PS - 110PS) | TRANSIT CONNECT 1.8 TDCi | 06/02- | | | | | | | |
| Dieselmotor RTE, RTF, RTH, RTA, RTB, RTC, RTD, RTG, RTJ, RTK | 1753 | 4 | 44 kW (60 PS) | Fiesta, Orion, Escort 1.8 D | 88-99 | 82,500 | 2,00 2,00 3,00 | 910 CR S 911 FE 947 EX CR | | 120 021 0004 00 | 1 | STD 0,50 |

|  | ccm |  |  |  |  |  |  |  |  |  |  | |
|---|------|---|---|---|---|--|---|---|---|---|---|---------------------|
| Dieselmotor BHDA, BHDB | 1753 | 4 | 55 kW (75 PS) | FOCUS (DAW, DBW, DNW, DFW) 1.8 DI / TDDi | 08/99-03/05 | 82,500 | 2,50 2,00 3,00 | 913 CKS 931 P 947 EX CR |  | 120 021 0005 00 21 | 1 | STD 0,50 |
| Dieselmotor BHPA, P7PA, P7PB, R2PA till 14.08.06 | 1753 | 4 | 55 kW (75 PS) | TOURNEO CONNECT 1.8 Di | 06/02- | | | | | | | |
| Dieselmotor BHPA, P7PA, P7PB, R2PA till 14.08.06 | 1753 | 4 | 55 kW (75 PS) | TRANSIT CONNECT (P65_, P70_, P80_) 1.8 Di | 06/02- | | | | | | | |
| Dieselmotor C9DA, C9DB, C9DC | 1753 | 4 | 66 kW (90 PS) | FOCUS (DAW, DBW, DNW, DFW) 1.8 Turbo DI / TDDi | 10/98-11/04 | | | | | | | |
| Dieselmotor F9DA, F9DB | 1753 | 4 | 85 kW (115 PS) | FOCUS (DAW, DBW, DNW, DFW) 1.8 TDCi | 03/01-11/04 | | | | | | | |
| Dieselmotor FFDA | 1753 | 4 | 74 kW (100 PS) | FOCUS (DAW, DBW) 1.8 TDCi | 08/02-11/04 | | | | | | | |
| Dieselmotor FFDA | 1753 | 4 | 74 kW (100 PS) | FOCUS Kombi (DNW) 1.8 TDCi | 08/02-11/04 | | | | | | | |
| Dieselmotor FFDA | 1753 | 4 | 74 kW (100 PS) | FOCUS Stufenheck (DFW) 1.8 TDCi | 08/02-11/04 | | | | | | | |
| Dieselmotor KKDA | 1753 | 4 | 85 kW (115 PS) | FOCUS II 1.8 TDCi | 11/04- | | | | | | | |
| Dieselmotor KKDA till 13.03.06 | 1753 | 4 | 85 kW (115 PS) | FOCUS C-MAX 1.8 TDCi | 01/05-03/07 | | | | | | | |
| Dieselmotor RWPA | 1753 | 4 | 81 kW (110 PS) | TOURNEO CONNECT 1.8 TDCi | 08/06- | | | | | | | |
| Dieselmotor RWPA | 1753 | 4 | 81 kW (110 PS) | TRANSIT CONNECT (P65_, P70_, P80_) 1.8 TDCi | 08/06- | | | | | | | |
| Dieselmotor RWPA | 1753 | 4 | 66 kW (90 PS) | TRANSIT CONNECT (P65_, P70_, P80_) 1.8 TDCi | 06/02- | | | | | | | |
| Dieselmotor RFA, RFB, RFL, RFD, RFK, RFM, RFN, RFS, RFU, RVA | 1753 | 4 | 55 - 66 kW (75 - 90 PS) | Fiesta, Escort, Mondeo, Sierra P 100 Pick Up 1.8 D | 89-99 | 82,500 | 2,50 2,00 3,00 | 916 CR 911 FE 947 EX CR |  | 120 021 0031 00 21 | 1 | STD 0,50 |
| Motor CGBA CGBB CHBA CHBB | 2521 | 5 | 81 - 165kW | Mondeo - Focus | 05 - | 83,000 | 1,20 1,20 2,50 | 910 NIT S IF 931 P 777 NIT S |  | 120 021 0058 00 21 | 1 | STD 0,50 |
| Motor CGBA, CGBB, CHBA, CHBB | 1798 | 4 | 110 - 125 kW 130 - 225 PS | Mondeo - Focus | 05 - | | | | | | | |
| Motor | 2394 | V6 | 92 kW (125 PS) | Scorpio | 87-94 | 84,000 | 1,60 1,75 3,50 | 910 CR 911 P 947 EX P |  | 120 021 0026 00 | 1 | STD |
| Motor TV24, EAO | 2394 | V6 | 95,5 kW (130 PS) | Scorpio 2.4i, Granada 2.4i | 87-94 | | | | | | | |
| Motor EV 20 H | 1998 | V6 | 66 kW (90 PS) | Capri, Consul, Cortina, Granada, Sierra, Taurus | 69 - 85 | 84,000 | 2,00 3,00 5,00 | 910 IF CR S 930 FE 777 CR S |  | 120 021 0006 00 | 1 | STD |
| Motor P 6/3 | 1188 | 4 | 37 - 41 kW (50 - 56 PS) | Taurus 17 M, Capri | 67 - 71 | | | | | | | |
| Motor EDBA, EDBB, EDBC, EDBD, EDDB, EDBD, EDDC, EDDF ZH20 ZETEC E | 1988 | 4 | 96 - 100 kW (131 - 136 PS) | Mondeo, Focus, Cougar 2.0 16V | 93 - 04 | 84,800 | 1,20 1,50 3,00 | 910 NIT S 931 P 777 CR S |  | 120 021 0050 00 21 | 1 | STD 0,50 |
| Motor 2.0 Zetec | 1998 | 4 | 100 / 136 | Mondeo 03/1999 | | 84,800 | 1,20 1,50 2,50 | 910 NIT S 931 P 777 NIT S |  | 120 021 0075 00 21 | 1 | STD 0,50 |
| Motor CAA, EAO, Sigma, Zetec | 1998 | 4 | 96 kW (131 PS) | Cougar, Focus, Mondeo 2.0 16v | 98 - | 84,800 | 1,20 1,75 3,00 | 910 NIT S 931 P 777 CR S |  | 120 021 0054 00 21 | 1 | STD 0,50 |
| Motor EDBA | 1988 | 4 | 100 kW (136 PS) | Mondeo, Focus, Cougar 2.0 16V | 93-96 | 84,800 | 1,50 1,75 3,00 | 910 IF CR S 911 P 777 CR S |  | 120 021 0002 00 21 29 | 1 | STD 0,50 1,00 |
| Motor EAO | 1988 | 4 | 97/100 kW (132/136 PS) | Contour 2.0i, Mondeo 2.0i | | 84,800 | 1,50 2,00 3,00 | 910 IF CR S 930 P 777 CR S |  | 120 021 0042 00 21 29 | 1 | STD 0,50 1,00 |

**FORD**

Globally reliable












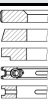
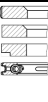
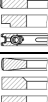

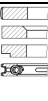


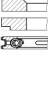





| | ccm | | | | | | | | | | | |
|--|------|---|------------------------------|--|------------------|--------|----------------------|---|--|-----------------------|---|-------------|
| Dieselmotor AZWC, UKWA | 1997 | 4 | 100 kW (136 PS) | GALAXY 2.0 TDCi, S-MAX 2.0 TDCi | 05/06-06/15 | 85,000 | 2,50 2,00 | 916 CKS 911 IF U | | 120 037 0067 00 | 1 | STD |
| Dieselmotor KLWA, TYWA | 1997 | 4 | 85 kW (115 PS) | GALAXY 2.0 TDCi, S-MAX 2.0 TDCi | 11/07-06/15 | | 2,00 | 947 EX NIT S | | | | |
| Dieselmotor QXWA, QXWB, QXWC, UFWA | 1997 | 4 | 103 kW (140 PS) | GALAXY 2.0 TDCi, S-MAX 2.0 TDCi | 05/06-06/15 | | | | | | | |
| Dieselmotor TXDA, TXMA | 1998 | 4 | 120 kW (163 PS) | KUGA 2.0 TDCi | 03/10- | | | | | | | |
| Dieselmotor TXDB | 1997 | 4 | 120 kW (163 PS) | GRAND C-MAX 2.0 TDCi, FOCUS 2.0 TDCi, C-MAX 2.0 TDCi | 07/10- | | | | | | | |
| Dieselmotor TXWA | 1997 | 4 | 120 kW (163 PS) | GALAXY 2.0 TDCi, S-MAX 2.0 TDCi | 03/10-06/15 | | | | | | | |
| Dieselmotor TYDA | 1997 | 4 | 85 kW (115 PS) | GRAND C-MAX 2.0 TDCi, FOCUS 2.0 TDCi, C-MAX 2.0 TDCi | 07/10- | | | | | | | |
| Dieselmotor UFDA | 1997 | 4 | 103 kW (140 PS) | KUGA 2.0 TDCi | 03/10-11/12 | | | | | | | |
| Dieselmotor UFDB | 1997 | 4 | 103 kW (140 PS) | GRAND C-MAX 2.0 TDCi, FOCUS 2.0 TDCi, C-MAX 2.0 TDCi | 07/10- | | | | | | | |
| Dieselmotor UKDB | 1997 | 4 | 100 kW (136 PS) | C-MAX II 2.0 TDCi, FOCUS III 2.0 TDCi, GRAND C-MAX 2.0 TDCi | 07/10- | | | | | | | |
| Motor NBA, NBC, NES, N8B, N9A, N9C, N9D, N9E, N9F, N9K, NSD, NSF, NSE | 1998 | 4 | 77 - 92 kW (105 - 125 PS) | Galaxy, Sierra, Scorpio, Transit, Tourneo 2.0 | 87 - | 86,000 | 1,60 1,75 3,00 | 910 CR 931 FE 777 CR S | | 120 021 0003 00 21 | 1 | STD 0,50 |
| Motor N8C | 1998 | 4 | 77 / 105 | Sierra 2.0 | | 86,000 | 1,60 2,00 4,00 | 910 CR 931 P 777 CR S | | 120 021 0064 00 | 1 | STD |
| Dieselmotor 2.0TDCi Duratorq | 1998 | 4 | 85 - 96 kW 115 - 130 PS | Puma, Mondeo, Transit TDCi | 00 - | 86,000 | 2,00 | 910 IF CKS | | 120 021 0062 00 21 | 1 | STD 0,50 |
| Dieselmotor ABFA Duratorq-DI | 1998 | 4 | 74 kW (101 PS) | Transit 2000 2.0 DI | 08/00 - 05/06 | | 2,00 | 931 P | | | | |
| Dieselmotor D3FA Duratorq-DI | 1998 | 4 | 55 kW (75 PS) | Transit 2000 2.0 DI | 08/00 - 05/06 | | 2,00 | 947 EX NIT | | | | |
| Dieselmotor D5BA Duratorq | 1998 | 4 | 66 kW (90 PS) | Mondeo III (B5Y) 2.0 16V DI / TDDi / TDCi Mondeo III (BWY) 2.0 16V DI / TDDi / TDCi Mondeo III (B4Y) 2.0 16V DI / TDDi / TDCi | 11/00 - 08/07 | | | | | | | |
| Dieselmotor D6BA Duratorq | 1998 | 4 | 85 kW (115 PS) | Mondeo III (B5Y) 2.0 16V DI / TDDi / TDCi Mondeo III (BWY) 2.0 16V DI / TDDi / TDCi Mondeo III (B4Y) 2.0 16V DI / TDDi / TDCi | 11/00 - 08/07 | | | | | | | |
| Dieselmotor F3FA Duratorq-DI | 1998 | 4 | 63 kW (86 PS) | Transit 2000 2.0 DI | 08/00 - 05/06 | | | | | | | |
| Dieselmotor SDBA Duratorq | 1998 | 4 | 66 kW (90 PS) | Mondeo III (B5Y) 2.0 16V DI / TDDi / TDCi Mondeo III (BWY) 2.0 16V DI / TDDi / TDCi Mondeo III (B4Y) 2.0 16V DI / TDDi / TDCi | | | | | | | | |
| Dieselmotor 2.0TDCi Duratorq | 1998 | 4 | 85 - 96 kW 115 - 130 PS | Puma, Mondeo, Transit TDCi | | 86,000 | 2,00 2,00 3,00 | 910 IF CKS 931 P 947 EX NIT | | 120 021 0063 00 | 1 | STD |
| Dieselmotor 4V (Zeta) | 2000 | 4 | | Econovan | | 86,000 | 2,00 2,00 4,00 | 910 CR IF P 911 IW P 947 EX CR IN | | 121 085 0046 00 | 4 | STD |
| Dieselmotor 2.0TDi Duratorq | 1998 | 4 | 74 kW (115 Hp) | Transit Mondeo | | 86,000 | 2,50 2,00 3,00 | 913 CR S 931 P 947 EX NIT | | 120 021 0051 00 | 1 | STD |
| Motor R2A, REB, REC, RED, REF | 1796 | 4 | 66 kW (89 PS) | Granada, Sierra, Scorpio 1.8. | 84-92 | 86,200 | 1,60 2,00 4,00 | 910 CR 911 FE 777 CR S | | 120 021 0025 00 21 | 1 | STD 0,50 |

















| | ccm | | | | | | | | | | | |
|--|------|----|---------------------------------|--|-------------|--------|------|---------------|--|-----------------|---|------|
| Motor N38H, N48H | 2261 | 4 | 227 kW - 233 kW (309-317 PS) | MUSTANG Coupe 2.3 EcoBoost | 12/14- | 87,500 | 1,20 | 910 NIT S PVD | | 120 021 0020 00 | 1 | STD |
| Motor R9CB, R9CF, R9CH | 1999 | 4 | 176 kW (240 PS) | FORD MONDEO V 2.0 EcoBoost | 09/14- | | 1,20 | 931 FE S | | | | |
| Motor R9CD, R9CI | 1999 | 4 | 176 kW (240 PS) | FORD GALAXY 2.0 EcoBoost | 01/15- | | 2,00 | 777 NIT S | | | | |
| Motor TNCC | 1999 | 4 | 146 kW (199 PS) | FORD MONDEO V 2.0 EcoBoost | 05/15- | | | | | | | |
| Motor TNCD, TNCF | 1999 | 4 | 149 kW (203 PS) | FORD MONDEO V 2.0 EcoBoost | 09/14- | | | | | | | |
| Motor 2.0 I Duratec AODA, AODB, CJBA, CJBB, N4JB | 1999 | 4 | 93 - 110 kW 126 - 150 PS | Fiesta ST, Focus 2.0, C-MAX, S-MAX, Mondeo 2.0, Galaxy, Maverick 2.3 | 10.2000 - | 87,500 | 1,20 | 910 NIT S | | 120 021 0067 00 | 1 | STD |
| Motor N4JB | 2261 | 4 | 93 - 110 126 - 150 | Fiesta ST, Focus 2.0, C-MAX, S-MAX, Mondeo 2.0, Galaxy, Maverick 2.3 | | | 1,20 | 931 P | | 21 | | 0,50 |
| Motor TNWA, TNWB, TPBA, TPWA 2nd ring height 1,20 | 1999 | 4 | 146 kW - 149 kW (199-243 PS) | FORD GALAXY 2.0 EcoBoost | 03/10-06/15 | 87,500 | 1,20 | 910 NIT S | | 120 021 0073 00 | 1 | STD |
| | | | | FORD S-MAX 2.0 EcoBoost | | | 2,00 | 931 P | | 21 | | 0,50 |
| | | | | FORD MONDEO IV 2.0 EcoBoost | | | | 777 NIT S | | | | |
| | | | | FORD AUSTRALIA FALCON | | | | | | | | |
| | | | | 2.0 EcoBoost | | | | | | | | |
| Motor TNWA, TNWB, TPBA, TPWA 2nd ring height 1,50 | 1999 | 4 | 149 kW (203 PS) | FORD GALAXY 2.0 EcoBoost | 03/10-06/15 | 87,500 | 1,20 | 910 NIT S | | 120 021 0074 00 | 1 | STD |
| | | | | FORD S-MAX 2.0 EcoBoost | | | 1,50 | 931 P | | 21 | | 0,50 |
| | | | | FORD MONDEO IV 2.0 EcoBoost | | | 2,00 | 947 EX NIT S | | | | |
| | | | | FORD AUSTRALIA FALCON | | | | | | | | |
| | | | | 2.0 EcoBoost | | | | | | | | |
| Motor LCE, LCN, LAT, LCR | 1594 | 4 | 46 - 54 kW 63 - 73 PS | Capri, Sierra, Taurus, Transit P 100 1.6 | 74-87 | 87,650 | 1,60 | 910 CR | | 120 021 0019 00 | 1 | STD |
| | | | | | | | 2,00 | 911 FE | | 21 | | 0,50 |
| | | | | | | | 4,00 | 777 CR S | | 29 | | 1,00 |
| Motor LC, HC | 1576 | 4 | 44 - 70 kW 60 - 95 PS | Taurus 1600, Capri 1600 II, Transit 100/120/ 130/190, A 509, Cortina, Granada, Escort | 70-82 | 87,650 | 2,00 | 910 CR S | | 120 021 0008 00 | 1 | STD |
| | | | | | | | 2,50 | 911 FE | | 21 | | 0,50 |
| | | | | | | | 4,00 | 777 CR S | | | | |
| Dieselmotor XD 4.88 Peugeot | 1948 | 4 | 36 - 48 kW (49 - 63 PS) | Granada | 71 - 79 | 88,000 | 2,00 | 910 CR S | | 120 037 0015 00 | 1 | STD |
| | | | | | | | 2,00 | 911 FE | | | | |
| | | | | | | | 2,00 | 931 FE | | | | |
| | | | | | | | 4,50 | 947 EX | | | | |
| Motor 183 V-6 | 3000 | V6 | | Taurus 3.0 V6 | | 89,000 | 1,50 | 910 IF CR S | | 120 021 0038 00 | 1 | STD |
| | | | | | | | 1,50 | 931 FE | | 21 | | 0,50 |
| | | | | | | | 4,00 | 777 CR S | | 29 | | 1,00 |
| Motor DH 23 | 2295 | 4 | 107 kW (145 PS) | Scorpio, Ghia, Galaxy, Transit 2.3 i 16V | 97 - | 89,600 | 1,60 | 910 CR | | 120 021 0052 00 | 1 | STD |
| | | | | | | | 1,50 | 931 P | | | | |
| | | | | | | | 2,50 | 777 NIT S | | | | |
| Dieselmotor D2FA D4FA F4FA | 2402 | 4 | 125 - 135 PS | Transit 2.4 DI Transit TDCi 16v | 04 - | 89,900 | 2,00 | 910 NIT S | | 120 021 0065 00 | 1 | STD |
| | | | | | | | 2,00 | 931 P | | 21 | | 0,50 |
| | | | | | | | 2,00 | 947 EX NIT S | | | | |
| Dieselmotor | 2402 | 4 | | Transit 2,4 | 2007- | 89,900 | 2,00 | 910 NIT S | | 120 021 0068 00 | 1 | STD |
| | | | | | | | 2,00 | 931 P | | | | |
| | | | | | | | 3,00 | 947 EX NIT S | | | | |
| Dieselmotor D2FA, D2FB, D2FE | 2402 | 4 | 66 kW (90 PS) | TRANSIT 2.4 DI | 01/00-05/06 | 89,900 | 2,50 | 913 CR S | | 120 021 0053 00 | 1 | STD |
| Dieselmotor FXFA | 2402 | 4 | 85 kW (115 PS) | TRANSIT 2.4 TDE | 03/04-05/06 | | 2,00 | 911 IF P | | | | |
| | | | | | | | 3,00 | 947 EX NIT | | | | |
| Dieselmotor XDP 4-90 | 2112 | 4 | 43 - 55 kW (58 - 75 PS) | Granada | 67 - 82 | 90,000 | 2,00 | 910 CR S | | 120 037 0008 00 | 1 | STD |
| | | | | | | | 2,00 | 911 FE | | | | |
| | | | | | | | 2,00 | 930 FE | | | | |
| | | | | | | | 4,50 | 947 EX | | | | |
| Motor 12M | 1498 | V4 | 40 kW | Taurus 15 M/, 17 M, Capri 1700, Consul 1700, Granada 1700 | 67-82 | 90,000 | 2,00 | 910 CR S | | 120 021 0010 00 | 1 | STD |
| | | | | | | | 3,00 | 930 P | | 21 | | 0,50 |
| | | | | | | | 4,00 | 777 CR S | | 29 | | 1,00 |
| Motor EV 17 L | 1699 | V4 | 48 kW (65 PS) | Taurus, Transit, Turnier | 64-72 | | | | | | | |
| Motor YYF, YYH, YYN, YYP, YYR, YYT, YYU, HF 23 | 2293 | V6 | 79.5 - 92 kW (108 - 125 PS) | 20 M, Capri 2300, Taurus 2300, Granada 2300 | 04/79-84 | | | | | | | |















**FORD**

Globally reliable

| | ccm | | | | | | | | | | | |
|--|------|----|------------------------------|--|---------|--------|----------------------|--|--|-----------------------------------|---|-----------------------------|
| Motor YB P | 1993 | 4 | 167 kW (227 PS) | Escort Cosworth Sierra Cosworth | 86- 96 | 90,800 | 1,50 1,75 3,00 | 910 IF CR S 911 P 777 CR S | | 120 021 0037 00 21 29 | 1 | STD 0,50 1,00 |
| Motor HC, N4A, N4I, NE, NE4, NEK, NEL, NEN, NEP, NER, NR2, NRB, NRA, NRD, NRI | 1995 | 4 | 72 - 85 kW (98 - 115 PS) | Taurus, Cortina, Sierra, Escort, Scorpio, Granada, | 70 - 92 | 90,800 | 1,60 2,00 4,00 | 910 CR 911 P 777 CR S | | 120 021 0024 00 21 29 | 1 | STD 0,50 1,00 |
| Motor N8D | 1993 | 4 | 57-81 kW (78-110 PS) | Taurus, Capri, Cortina, Consul, Granada, Pinto | 74 - 89 | 90,800 | 2,00 2,50 4,00 | 910 CR S 911 P 777 CR S | | 120 021 0013 00 21 29 | 1 | STD 0,50 1,00 |
| Dieselmotor VM 492 HR | 2498 | 4 | 91 kW 124 PS | Scorpio 2.5 TD | 95 - 99 | 92,000 | 2,50 2,00 4,00 | 914 CR 931 FE 947 EX CR | | 120 052 0002 00 | 1 | STD |
| Motor BRE, BRF, BRG | 2935 | V6 | 143 - 152 kW 195 - 207 PS | Scorpio, Granada 2.9 i | 86 - 98 | 93,000 | 1,60 1,75 3,50 | 910 CR 931 FE 777 CR S | | 120 021 0032 00 21 | 1 | STD 0,50 |
| Motor FB | 2935 | V6 | 143 kW (195 PS) | Scorpio | 91- | 93,000 | 1,60 1,75 3,00 | 910 CR 931 FE 777 CR S | | 120 021 0036 00 21 | 1 | STD 0,50 |
| Dieselmotor WL-CT For OE No. WLY6-11-SC0 | 2499 | 4 | 61 kW (83 PS) | RANGER 2.5 TD | 03/98- | 93,000 | 2,00 1,50 2,00 | 910 IF NIT S 911 CR P 947 EX NIT S | | 121 085 0003 00 21 | 4 | STD 0,50 |
| Motor PR5, PR6, PR7, PR8, PRC, PRD, PRE, PRG, PRN, PRT, PYA, PYU | 2792 | V6 | 105 - 118 kW 143 - 160 PS | Granada, Sierra, Capri, 2.8 i | 77-93 | 93,000 | 2,00 2,50 4,00 | 910 CR S 930 FE 777 CR S | | 120 021 0021 00 | 1 | STD |
| Dieselmotor York D 25N/P | 2496 | 4 | 50 kW (68 PS) | Transit 80/100/ 120/ 130/160/, 190 | 84 - 88 | 93,670 | 2,00 2,00 4,00 | 910 CR 911 IF P 947 EX CR | | 120 021 0012 00 24 29 | 1 | STD 0,65 1,00 |
| Dieselmotor 2401 E York | 2358 | 4 | 43,5/ 45,5 kW (59/62 PS) | Transit 75/80/ 90/100/115/120/ 125/130/150/ 160/ 175 /190, A 0505/0609, Van 100/150 | 72-84 | 93,670 | 2,38 2,38 4,74 | 913 CR S 911 IF P 947 EX CR | | 120 021 0009 00 24 29 | 1 | STD 0,65 1,00 |
| Dieselmotor 2402 E York | 3537 | 6 | 64/68 kW (87/92 PS) | A 0409/0509/ 0609/0709 | 74-83 | | | | | | | |
| Dieselmotor 4BC, 4CA, 4CC, 4DA, 4ED, 4FA, 4FB, 4FC, 4FD, 4HB, 4HC, 4GA | 2496 | 4 | 52 - 63 kW (71 85 PS) | Transit 2.5 DI | 91 - | 93,670 | 2,50 2,00 4,00 | 916 CR S 911 IF P 947 EX CR | | 120 021 0033 00 24 29 | 1 | STD 0,65 1,00 |
| Dieselmotor 4GE, 4GF, 4HA, 4HD | 2496 | 4 | 55 - 63 kW 75 - 86 PS | Transit 2.5 TD | | 93,670 | 2,50 2,00 4,00 | 913 CR 911 IF P 947 EX CR | | 120 021 0057 00 | 1 | STD |
| Dieselmotor STP, STR | 2498 | 4 | 51 kW 69 PS | Granada 2.5 D, Scorpio 2,5 D | 82 - 93 | 94,000 | 2,00 2,00 4,00 | 910 CR S 930 FE 947 EX CR | | 120 037 0014 00 20 23 29 | 1 | STD 0,40 0,60 1,00 |
| Dieselmotor YTR, YTT | 2304 | 4 | 49 kW (67 PS) | Granada 2.3 D, Scorpio 2.3 D, Sierra 2.3 D | 82-92 | | | | | | | |
| Dieselmotor SFA, SFB | 2498 | 4 | 68 kW (92 PS) | Granada, Sierra, Scorpio 2.5 TD | 88-93 | 94,000 | 3,00 2,00 4,00 | 914 CR 911 FE 947 EX CR | | 120 037 0018 00 20 23 | 1 | STD 0,40 0,60 |
| Dieselmotor TD 27 T | 2663 | 4 | 73 / 100 | Maverick | | 96,000 | 2,50 2,00 3,00 | 914 NIT S 911 IW CR P 947 EX NIT S | | 121 089 0109 00 | 4 | STD |

|  | ccm |  |  |  |  |  |  |  |  |  |  | |
|---|------|---|---|--|---|--|---|---|---|---|---|-----|
| Dieselmotor 4 D 592 E | 3610 | 4 | | Thames Trader, Major, Tractor, Power Major | | 100,000 | 2,38 2,38 2,38 4,74 4,74 | 910 IF CR 911 P 930 P 947 EX CR 946 P |  | 120 022 0001 00 | 1 | STD |
| Dieselmotor 6 D 590 E | 5416 | 6 | | | | | | | | | | |
| Dieselmotor 365, 2713 E | 5952 | 6 | 70-80 kW (95-109 PS) | Cargo D 0710, 0711, 0810, 0811, 0910, 0911, 1010, 6500 | 69-81 | 104,780 | 2,38 2,38 2,38 4,74 | 910 IF CR 910 IF 930 P 947 EX CR |  | 120 022 0003 00 | 1 | STD |
| Dieselmotor 110, 363 Dover II | 5947 | 6 | 81 kW (110 PS) | Cargo 0711, 0811, 0911 | 81-88 | 104,780 | 2,38 2,38 4,74 | 910 IF CR 930 P 947 EX CR |  | 120 022 0005 00 | 1 | STD |
| Dieselmotor 360 DT, 2704 ET | 5944 | 6 | 106 kW (144 PS) | Cargo D 0915, 1114, 1115, 1314, 1315, 1515, 1315 K, 1515 K, D 1614, D 2014, DA 2014, DT 2014, D2214, DA 2214, D2115, DT 2414 | 68-81 | 104,780 | 3,16 2,38 2,38 4,74 | 914 CR 910 IF P 930 P 947 EX CR |  | 120 022 0006 00 | 1 | STD |
| Dieselmotor 360 TC Tornado, 2726 T, 150 | 5944 | 6 | 110 kW (150 PS) | Cargo D 0915, 1114, 1115, 1314, 1315, 1515, 1315 K, 1515 K, 2115 | 81- | | | | | | | |
| Dieselmotor 2712 E, 2722, 255 Four | 4161 | 4 | 55 kW (75 PS) | D-0610, 0607, 0707 | 69-71 | 107,210 | 2,38 2,38 | 910 CR 910 IF P |  | 120 022 0007 00 | 1 | STD |
| Dieselmotor 2714E, 2715E, 2725, 380 SIC/CID | 6224 | 6 | 77-94 kW (105-128 PS) | Cargo D 0607, 0812, 0813, 0911, 0913, 1011, 1013, 1111,1211, 7095, 6500 S, 642 Combine | 72-81 | | 2,38 2,38 4,74 | 930 P 947 EX CR |  | | | |
| Dieselmotor 2714E, 2715E, 2725, 380 SIC/CID | 6224 | 6 | 77-94 kW (105-128 PS) | D-Baureihe 300, 400, 500, 550, 600, 700, 750, 800, DT 800, Gabelstapler O K | 69-71 | | | | | | | |
| Dieselmotor 254 CID, Dover 90 | 4160 | 4 | 66 kW (90 PS) | Cargo 0606, 0709, 0809 | | 107,210 | 2,38 2,38 | 910 CR 910 IF P |  | 120 022 0008 00 | 1 | STD |
| Dieselmotor 380 CID, Dover 130 | 6221 | 6 | 94 kW (128 PS) | Cargo D 0713, 0813, 0913, 1013, 1313, 1513, 1613, 1713, 1913 | 81- | | 4,74 | 947 EX CR |  | | | |
| Dieselmotor | 3294 | 3 | 44 kW (60 PS) | Traktor 4000 | | 111,760 | 2,38 | 910 CR |  | 120 022 0009 00 | 1 | STD |
| Dieselmotor | 6388 | 6 | 73,5 kW (100 PS) | Traktor 8000 | 68- | | 2,38 2,38 | 910 IF 930 |  | | | |
| Dieselmotor | 4185 | 4 | 55/57,5 kW (75/78 PS) | Traktor Major 5000 | 68- | | 4,74 | 947 EX CR |  | | | |
| Dieselmotor 6 Y, 7 A, 4.256 | 4195 | 4 | 55/57/58 kW (75/78/ 79 PS) | Combine 620, 622, Traktor 650, 3230, 3430, 3610, 3910, 4100, 5000, 5500, 5550, 5610, 6000, 6500, 6600, 6700 | 68- | | | | | | | |
| Dieselmotor 2506 E, 2512 E | 3294 | 3 | 41/45,5 kW (56/62 PS) | Traktor Major 4000, 4600 | 66- | 111,760 | 3,16 2,38 | 914 CR 910 IF |  | 120 022 0002 00 | 1 | STD |
| Dieselmotor 6 Y, 7 A | 4195 | 4 | 69 kW (94 PS) | A 62 Loader, Traktor 750, 7000, 7500, 7600, 7700 | 71- | | 4,74 | 947 EX CR |  | | | |
| Dieselmotor 7 A | 6575 | 6 | 102-137 kW (138-186 PS) | Traktor 9200, 9260, 9600, 9700, TW-20, 25, 30, 35 | 76- | | | | | | | |
| Dieselmotor 7 A, 6 Y | 6588 | 6 | 73,5/ 76,5 kW (100/104 PS) | Traktor Major 8000, 8200, 8210, 8260, 8400, 8600, 8700, TW 10, Loader A 64, Excavator H 48 | 68- | | | | | | | |
| Dieselmotor BSD 333 H, PD, 6 Y, 7 A, 3201 | 3294 | 3 | 38-44 kW (52-60 PS) | Traktor 515, 531, 532, 535, 540, 545, 550, 555, 4000, 4110, 4600, 4610 | 68- | | | | | | | |
| Dieselmotor BSD 444 | 4392 | 4 | | Traktor 6610, 6710 | 09/81- | | | | | | | |
| Dieselmotor BSD 444 T | 4392 | 4 | | Traktor 6610 (CH), 7610, 7710 | 81- | | | | | | | |














|  | ccm |  |  |  |  |  |  |  |  |  |  | |
|---|------|---|---|--|---|--|---|---|---|---|---|-----|
| Dieselmotor 6 Y, 7 A | 4195 | 4 | 69 kW (94 PS) | A 62 Loader, Traktor 750, 7000, 7500, 7600, 7700 | 71- | 111,760 | 3,16 2,38 | 914 CR 910 IF |    | 120 022 0010 00 | 1 | STD |
| Dieselmotor 7 A | 6575 | 6 | 102-137 kW (138-186 PS) | Traktor 9200, 9260, 9600, 9700, TW-20, 25, 30, 35 | 76- | | 2,38 4,74 | 930 947 EX CR |   | | | |
| Dieselmotor 7 A, 6 Y | 6588 | 6 | 73.5/ 76,5 kW (100/104 PS) | Traktor Major 8000, 8200, 8210, 8260, 8400, 8600, 8700, TW 10, Loader A 64, Excavator H 48 | 68- | | | | | | | |
| Dieselmotor BSD 333 H, PD, 6 Y, 7 A, 3201 | 3294 | 3 | 38-44 kW (52-60 PS) | Traktor 515, 531, 532, 535, 540, 545, 550, 555, 4000, 4110, 4600, 4610 | 68- | | | | | | | |

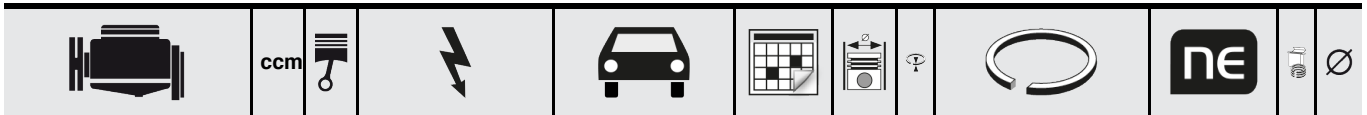
|  | ccm |  |  |  |  |  |  |  |  |  |  |
|---|------|---|---|---|---|--|---|---|---|---|---|
| Motor ZMZ 402 | 2445 | 4 | 59 kW (80 PS) | M 21, M 21 K, M 22 T, M 22 G, Wolga, Wolga-, Universal | 62- | 92,000 | 2,00 2,00 5,00 | 910 IF CR S 911 FE 777 CR S |  | 120 565 0001 00 21 29 | 1 STD 0,50 1,00 |
| Motor ZMZ 402.10 ZMZ 4025.10 ZMZ 4062.10 | 2445 | 4 | 90 - 145 PS | Wolga M 24/24-02, Ga M 24, Ga 69 AM/M, Tundra 469, UAS 469 A Gazelle | 59- | | | |  | | |
| Motor ZMZ 4052.10 ZMZ 409.10 ZMZ 40522.10 | 2460 | 4 | 112 kW 152 PS | Wolga Gazelle | | 95,500 | 1,75 2,00 3,50 | 910 CR S IF 931 P 777 CR S |  | 120 815 0001 00 21 29 | 1 STD 0,50 1,00 |



GREAT WALL

Globally reliable

|  | ccm |  |  |  |  |  |  |  |  |  |  | |
|---|------|---|---|---|---|--|---|---|---|---|---|-------------|
| Dieselmotor GW4D20 | 1996 | 4 | 110 kW (150 PS) | Great Wall Wingle 5 | | 83,100 | 2,00 1,75 2,50 | 910 IF CKS P 931 P 947 EX CR P |  | 121 739 0001 00 21 | 4 | STD 0,50 |
| Dieselmotor GW2.8TC | 2771 | 4 | 68 kW - 70 kW (92-95 PS) | FENGJUN 5 Pick-up 2.8 TDI, HOVER H3 2.8 TD 4WD | 09/06- | 93,000 | 3,00 2,00 3,50 | 914 CR P 911 IW U P 947 EX CR P |  | 121 739 0002 00 21 | 4 | STD 0,50 |
| Dieselmotor GW2.8TCI | 2771 | 4 | 82 kW - 85 kW (112-116 PS) | STEED Pick-up 2.8 TCI 4WD, HOVER H3 2.8 TD 4WD | 06/06- | | | | | | | |
| Dieselmotor GW28TC2 | 2771 | 4 | 70 kW - 75 kW (92-102 PS) | DEER Pick-up 2.8 TD, FENGJUN 3 Pick-up 2.8 TD, FENGJUN 5 Pick-up 2.8 TD, HAISE 2.8 TD, HOVER 2.8 TCi, PROTEUS 2.8 TD, SING 2.8 TD, STEED Pick-up 2.8 TCI, WINGLE 3 Pick-up 2.8 TD 4WD, WINGLE 5 Pick-up 2.8 TD, WINGLE Pick-up 2.8 TD 4WD | 02/05- | | | | | | | |

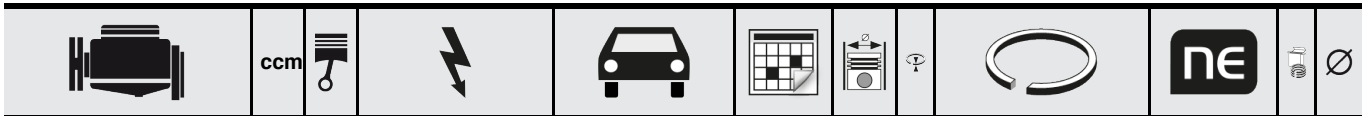


auf Anfrage / acc. request /
sur demande



HANOMAG

Globally reliable















**auf Anfrage / acc. request /
sur demande**

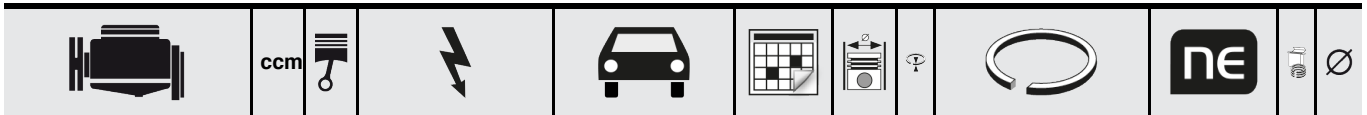
| | ccm | | | | | | | | | | | |
|--|------|---|----------------------------|-------------------------------|---------|---------|------------------------------|---|--|-----------------------------|---|---------------------|
| Dieselmotor E 573, E 673 LK/RK, LN/RN, LKF/RKF, LNF/RNF, LHK/RHK | 280 | 1 | 1,3-4,4 kW (1,8-6 PS) | Stationary engine | 76- | 73,000 | 2,00 2,00 4,00 | 910 CR 911 IF 948 | | 120 025 0001 00 21 29 | 1 | STD 0,50 1,00 |
| Dieselmotor E/ES 71, E/ES 75 | 353 | 1 | 3-4,4 kW (4-6 PS) | Stationary engine | 68- | 75,000 | 1,75 1,75 4,00 | 910 IF CR S 911 FE 948 FE | | 120 025 0013 00 21 29 | 1 | STD 0,50 1,00 |
| Dieselmotor E 75 | 353 | 1 | 4,4 kW (6 PS) | Stationary engine | | 75,000 | 2,50 2,50 4,00 | 910 CR 910 IF P 948 FE | | 120 025 0009 00 | 1 | STD |
| Dieselmotor E 80, E 80 G, E 80 FG, E 80, FC | 502 | 1 | 4,4-5,5 kW (6-7,5 PS) | Stationary engine | 73- | 80,000 | 2,00 2,00 4,00 | 910 CR S 911 FE 948 FE | | 120 025 0012 00 21 29 | 1 | STD 0,50 1,00 |
| Motor E 780 | 500 | 1 | 7,5 kW (10 PS) | Stationary engine | | 80,000 | 2,50 2,50 4,00 | 910 CR 911 FE 948 FE | | 120 025 0010 00 21 29 | 1 | STD 0,50 1,00 |
| Dieselmotor E 79 ES | 422 | 1 | 6 kW (8 PS) | Stationary engine | 68- | 82,000 | 2,00 2,00 4,00 | 910 IF CR 930 FE 948 FE | | 120 025 0017 00 21 29 | 1 | STD 0,50 1,00 |
| Dieselmotor E 79 | 422 | 1 | | Stationary engine | | 82,000 | 2,50 2,50 4,00 | 910 IF CR 911 P 948 FE | | 120 025 0002 00 21 29 | 1 | STD 0,50 1,00 |
| Dieselmotor Z 782 | 1050 | 2 | 6-14,5 kW (8-20 PS) | Stationary engine | | | | | | | | |
| Dieselmotor ES, E 780 | 525 | 1 | 6,5/8,1 kW (9/11 PS) | Stationary engine | 71- | 82,000 | 2,50 2,50 5,00 | 910 IF CR 911 P 948 FE | | 120 025 0003 00 21 29 | 1 | STD 0,50 1,00 |
| Dieselmotor E 786 | 624 | 1 | 9 kW (12 PS) | Stationary engine | 84- | 85,000 | 2,00 2,00 4,00 | 910 CR P 911 FE 948 FE | | 120 025 0014 00 21 29 | 1 | STD 0,50 1,00 |
| Dieselmotor E 85 FG/FL/G | 567 | 1 | 6,6/7,4 kW (9/10 PS) | Stationary engine TL 10 | 74-84 | | | | | | | |
| Dieselmotor E 785, ES 785 | 620 | 1 | 8,8 kW (12 PS) | Stationary engine | 68- | 85,000 | 2,50 2,50 4,00 4,00 | 910 IF CR 910 IF P 946 P 946 P | | 120 025 0005 00 | 1 | STD |
| Dieselmotor E/ES 785 | 620 | 1 | 8,8 kW (12 PS) | Stationary engine | | 85,000 | 2,50 2,50 4,00 | 910 IF CR 910 IF 948 FE | | 120 025 0018 00 21 29 | 1 | STD 0,50 1,00 |
| Dieselmotor E 85 | 567 | 1 | 6,6 - 7,4 kW 9 - 10 PS | Industrial engine | 65 - 85 | 85,000 | 3,00 3,00 5,00 | 910 IF CR 911 FE 948 P | | 120 025 0004 00 21 29 | 1 | STD 0,50 1,00 |
| Dieselmotor 2 G 30 | 912 | 2 | 16 kW (22 PS) | Stationary engine | 86- | 88,000 | 2,00 2,00 4,00 | 910 CR S 911 FE 948 FE | | 120 025 0020 00 | 1 | STD |
| Dieselmotor E 88/89 FG/FL/G | 668 | 1 | 7,3-8,8 kW (10-12 PS) | Traktor TL 11/12/13, H 113 | 65- | 90,000 | 2,00 2,00 4,00 | 910 CR S 911 FE 948 FE | | 120 025 0006 00 21 29 | 1 | STD 0,50 1,00 |
| Dieselmotor Z 788 | 1145 | 2 | 17 kW (23 PS) | Industriemotor | 73- | | | | | | | |
| Dieselmotor Z 790, Z 789 | 1272 | 2 | 22 kW (30 PS) | Stationary engine | 71- | | | | | | | |
| Dieselmotor 1 D 41, 1 D 42 | 413 | 1 | 3,0 - 7,5 kW | Industrial engine | | 90,000 | 2,00 2,00 3,50 | 910 CR S 931 P 948 P | | 120 025 0022 00 | 1 | STD |
| Dieselmotor E 89 FG | 668 | 1 | 7,3 - 8,8 kW 10 - 12 PS | Stationary engine | | 90,000 | 2,50 2,50 5,00 | 910 IF CR 911 FE 948 P | | 120 025 0015 00 21 | 1 | STD 0,50 |
| Dieselmotor E 89 FL | 668 | 1 | 7,3/8,8 kW (10/12 PS) | Stationary engine | | | | | | | | |
| Dieselmotor E 89 G | 668 | 1 | 7,3 - 8,8 kW 10 - 12 PS | Stationary engine | | | | | | | | |
| Dieselmotor Z 788 | 1145 | 2 | 17 - 22 kW 23 - 30 PS | Stationary engine | | 90,000 | 3,00 3,00 5,00 | 910 IF CR 911 IF FE 948 P | | 120 025 0007 00 21 29 | 1 | STD 0,50 1,00 |
| Dieselmotor Z 790 | 1270 | 2 | 17/22 kW (23/30 PS) | Stationary engine | | | | | | | | |
| Dieselmotor E 950 | 744 | 1 | 12,5 kW (17 PS) | Stationary engine | | 95,000 | 2,00 2,00 4,00 | 910 CR S 930 FE 947 EX FE | | 120 025 0011 00 21 29 | 1 | STD 0,50 1,00 |
| Dieselmotor 2 L 30 S/C | 1418 | 2 | 20/22 kW (27/30 PS) | Stationary engine | | 95,000 | 3,00 3,00 5,00 | 914 IF CR 930 FE 947 EX P | | 120 025 0016 00 | 1 | STD |
| Dieselmotor 3 L 30 S/C | 2126 | 3 | 30/33 kW (40,5/45 PS) | Stationary engine | | | | | | | | |
| Dieselmotor 4 L 30 S/C | 2835 | 4 | 40/44 kW (54/60 PS) | Stationary engine | 78- | | | | | | | |
| Dieselmotor 1 D 80 | 667 | 1 | 10 kW (13 PS) | Stationary engine | 89- | 100,000 | 2,50 2,00 4,00 | 910 CR 931 P 948 P | | 120 025 0021 00 21 | 1 | STD 0,50 |
| Dieselmotor 2 L/M 40, 41 | 1716 | 2 | 22-28 kW (30-39 PS) | Stationary engine | | 102,000 | 3,00 2,50 4,00 | 914 CR 931 FE 947 FE | | 120 025 0019 00 | 1 | STD |
| Dieselmotor 3 L/M 40, 41 | 2574 | 3 | 33-43 kW (45-58,5 PS) | Stationary engine | | | | | | | | |
| Dieselmotor 4 L/M 40, 41 | 3432 | 4 | 44-57,5 kW (60-78 PS) | Stationary engine | 83- | | | | | | | |



HATZ

Globally reliable

|  | ccm |  |  |  |  |  |  |  |  |  |  | |
|---|------|---|---|---|---|--|---|---|---|---|---|------|
| Dieselmotor D 108 | 3021 | 3 | 39,5/44 kW (54/60 PS) | Stationary engine | | 108,000 | 3,00 | 914 CR |  | 120 025 0008 00 | 1 | STD |
| Dieselmotor E 108 | 1007 | 1 | 13/14,5 kW (18/20 PS) | Stationary engine | | | 3,00 | 910 IF P | | 21 | | 0,50 |
| Dieselmotor V 108 | 4028 | 4 | 53/59 kW (72/80 PS) | Stationary engine | 70- | | 3,00 | 930 P | | 29 | | 1,00 |
| Dieselmotor Z 108 | 2014 | 2 | 26,5/ 29,5 kW (36/40 PS) | Stationary engine | | | 5,00 | 947 P | | | | |





































auf Anfrage / acc. request /
sur demande



HINO

Globally reliable

| | ccm | | | | | | | | | | | |
|-------------------------|-------|-----|--|--|--|---------|--------------------------------------|---|--|-----------------------------|---|---------------------|
| DM100 Diesel | 4313 | 6 | | Truck KM... Bus RM 100 BM320 Tractor HM300 HM301 | | 90,000 | 2,50 2,50 2,50 4,00 4,00 | 911 4CR 911 P 931 B P 947 EX CR P 947 P | | 121 751 0001 00 15 21 | 6 | STD 0,25 0,50 |
| EC100 Diesel | 5010 | 6 | | Truck KL300 Bus RL100 Tractor HL300 | | 97,000 | 2,50 2,50 2,50 4,00 4,00 | 910 CR 911 IW P 931 B P 947 CR 947 FE | | 121 751 0002 00 | 6 | STD |
| H06C-TA Diesel | 6485 | 6 | | Ranger 4,25 t FD | | 108,000 | 2,81 2,50 2,50 5,00 | 914 CR S 911 IW P 931 B CR P 947 EX NIT S | | 121 751 0014 00 | 6 | STD |
| H07CT Diesel | 6728 | 6 | | Ranger SD | | 110,000 | 2,81 2,00 2,00 4,00 | 914 IW CR 911 IW 4CR 931 B CR 947 EX CR S | | 121 751 0015 00 | 6 | STD |
| EH700 H07C Diesel | 6443 | 6 | | Ranger 4D, 5, 7D Truck KLSD KP6D | | 110,000 | 3,00 2,50 2,50 5,00 | 910 4CR 911 IW P 931 B CR 947 EX CR | | 121 751 0004 00 | 6 | STD |
| J05C Diesel | | 4 | | | | 114,000 | 2,50 2,00 4,00 | 910 NIT PVD S 911 NIT S 947 EX NIT S | | 121 751 0016 00 | 4 | STD |
| YJ75 Diesel | | 4 | | | | 114,000 | 2,50 2,00 4,00 | 910 NIT S 911 NIT S 947 EX NIT S | | 121 751 0017 00 | 4 | STD |
| Dieselmotor J08CT | 7961 | 6 | | Selaga Ranger Rainbow | | 114,000 | 2,50 2,00 4,00 | 910 NIT S 911 NIT S 947 EX NIT S | | 121 751 0021 00 | 6 | STD |
| EL100 Diesel | 7862 | 6 | | Truck Ranger 7E FG185 LB760 | | 116,000 | 3,00 2,50 2,50 5,00 | 910 CR S 911 IW P 931 B CR P 947 EX NIT S | | 121 751 0018 00 | 6 | STD |
| EP100 Diesel P09C-TA | 8821 | 6 | | Super Dolphin FN288 11,5t | | 120,000 | 3,31 2,81 2,50 5,00 | 914 CR S 917 IW CR 931 B CR 947 EX NIT S | | 121 751 0019 00 | 6 | STD |
| EB400 Diesel | 9838 | 6 | | RE | | 120,000 | 3,31 3,00 3,00 6,00 | 914 CRI 911 IW P 931 IW CR 947 EX CR | | 121 751 0006 00 | 6 | STD |
| DK10 DK20 Diesel | 10178 | 6 | | Truck ... Bus ... Tractor ... | | 120,000 | 3,50 3,50 3,50 5,00 5,00 | 910 4CR 911 IW P 931 B P 947 EX CR 947 CR | | 121 751 0005 00 | 6 | STD |
| EM100 Diesel | 9419 | 6 | | Super Dolphin FN288 8t | | 124,000 | 2,81 2,50 3,00 5,00 | 914 CR S 911 IW CR 931 B CR 947 EX NIT S | | 121 751 0020 00 | 6 | STD |
| EF100 EF100T Diesel | 13804 | V-8 | | Truck HE345 TC701 Bus HE345 TC701 | | 130,000 | 3,31 3,50 3,50 6,00 | 914 CR 911 IW P 931 B P 947 EX CR | | 121 751 0007 00 | 8 | STD |
| EF300 EF350 Diesel | 14232 | V-8 | | Truck TC702D KF703D ZM704D | | 132,000 | 3,31 3,50 3,50 6,00 | 914 CR 911 IW P 931 B CR 947 EX CR | | 121 751 0008 00 | 8 | STD |
| EK100 EK200 Diesel | 13267 | 6 | | Truck TC303D KF301D ZM103D KB501D KS321 | | 137,000 | 3,31 3,50 3,50 6,00 | 914 CR 911 IW P 931 B CR 947 EX CR | | 121 751 0010 00 | 6 | STD |
| EF700 EF750 Diesel | 15920 | V-8 | | Tractor HE HH TC | | 137,000 | 3,31 3,50 3,50 6,00 | 914 CR 911 IW P 931 B CR 947 EX CR | | 121 751 0011 00 | 8 | STD |


















|  | ccm |  |  |  |  |  |  |  |  |  |  | |
|--|----------------------|---|---|---|---|--|---|---|---|---|---|---------------------|
| EB-1 Gasoline | 1169 | 4 | | Civic 1200 | | 70,000 | 1,50 1,50 2,80 | 911 CR 911 P 777 CR S |  | 121 076 0009 00 15 21 | 4 | STD 0,25 0,50 |
| Motor RS8, RS9 | 658 | 3 | | Life Turbo Life NA | | 71,000 | 1,00 1,20 2,00 | 910 IF NIT S 911 P 777 NIT S |  | 121 076 0001 00 21 | 3 | STD 0,50 |
| Motor KAB | | | | | | 72,000 | 1,00 1,00 2,50 | 910 CR S IF 911 FE 777 CR S |  | 121 076 0057 00 | 4 | STD |
| EJ 2 Gasoline | 1335 | 4 | | Civic Ballade | | 72,000 | 1,00 1,20 2,80 | 910 CR S 911 P 777 NIT S |  | 121 076 0029 00 15 21 | 4 | STD 0,25 0,50 |
| EJ EN Gasoline EB3 | 1335 | 4 | | Civic 1300 Civic Van SV Ballade | | 72,000 | 1,50 1,50 4,00 | 910 CR P 911 P 777 CR S |  | 121 076 0010 00 | 4 | STD |
| EN Gasoline EJ EB3 | 1238 | 4 | | PA 5 Civic | | 72,000 | 1,50 1,50 4,00 | 910 CR 911 P 777 CR S |  | 121 076 0012 00 15 21 | 4 | STD 0,25 0,50 |
| EB-2 Gasoline | 1238 | 4 | | Civic | | 72,000 | 1,50 1,50 2,80 | 910 CR S 911 P 777 NIT S |  | 121 076 0032 00 15 21 | 4 | STD 0,25 0,50 |
| Motor RBO | 1300 | 4 | | | | 73,000 | 1,00 1,00 2,00 | 910 IF NIT S 931 FE S 777 NIT S |  | 121 076 0002 00 21 | 4 | STD 0,50 |
| Motor LEA | 1497 | 4 | 84 kW (114 PS) | Civic Hybrid, CR-Z (ZF1) 1.5 Hybrid | 06/10- | 73,000 | 1,00 1,00 2,00 | 910 IF NIT S 931 IFU S FE 777 NIT S |  | 121 076 0003 00 21 | 4 | STD 0,50 |
| Motor LDA-MF3 | | | | | | 73,000 | 1,00 1,20 2,00 | 910 CR S IF 931 P 777 CR S |  | 121 076 0058 00 | 4 | STD |
| EW 1 PEO D15A Gasoline | 1488 | 4 | | Civic CRX | | 74,000 | 1,00 1,20 2,80 | 910 CR S 911 P 777 CR S |  | 121 076 0028 00 15 21 | 4 | STD 0,25 0,50 |
| EF D15A2 Gasoline | 1488 | 4 | | Civic CVCC PA6 Ballade 1500 | | 74,000 | 1,20 1,20 2,80 | 910 CR S 911 P 777 NIT S |  | 121 076 0016 00 15 21 | 4 | STD 0,25 0,50 |
| EW EV Gasoline | 1488 | 4 | | Civic Ballade | | 74,000 | 1,20 1,20 2,80 | 910 IF CR S 931 ES P 777 CR S |  | 121 076 0034 00 15 21 | 4 | STD 0,25 0,50 |
| D13A2 Gasoline | 1342 | 4 | | CRX Civic | | 74,000 | 1,20 2,80 | 910 CR S 777 CR S |  | 121 076 0033 00 15 21 | 4 | STD 0,25 0,50 |
| EC Gasoline | 1488 | 4 | | 1500 SE VAN VB | | 74,000 | 1,50 1,50 2,80 | 910 CR 911 P 777 NIT S |  | 121 076 0013 00 15 21 | 4 | STD 0,25 0,50 |
| ED, EE, EW EF Gasoline ED1, ED3, ED4 D15A3, EW4 Motor EV | 1488 1342 | 4 4 | | Civic 1500 SG, SH, ST Acc. 1600SJ Civic | | 74,000 | 1,50 1,50 4,00 | 910 CR 911 P 777 CR S |  | 121 076 0014 00 | 4 | STD |
| EM1 D15A3 Motor EF1, EF2 | 1488 1599 | 4 4 | | Civic CVCC PA6 Civic | | 74,000 | 1,50 1,50 4,00 | 910 CR 911 P 777 CR S |  | 121 076 0015 00 15 21 | 4 | STD 0,25 0,50 |
| EW EV Gasoline | 1488 | 4 | | Civic Ballade | | 74,000 | 1,50 1,50 4,00 | 910 NIT S 911 CR 777 NIT S |  | 121 076 0019 00 15 21 | 4 | STD 0,25 0,50 |
| D15B6 Gasoline PM8 | 1493 | 4 | | CRX | | 75,000 | 1,00 1,20 2,80 | 910 CR S 911 FE 777 CR S |  | 121 076 0027 00 15 21 | 4 | STD 0,25 0,50 |
| D15Z1 D16Y5 D16Y7 D16Y8 | 1493 1590 | 4 4 | | Civic Civic | | 75,000 | 1,00 1,20 2,80 | 910 IF CR S 931 ES P 777 CR S |  | 121 076 0038 00 15 21 | 4 | STD 0,25 0,50 |
| D17A1 Gasoline | 1668 | 4 | | | | 75,000 | 1,00 1,20 2,00 | 910 IF CR S 911 P 777 NIT S |  | 121 076 0039 00 15 21 | 4 | STD 0,25 0,50 |
| D15B7 Gasoline Motor D16Y7 D16Y8 | 1493 1590 | 4 4 | | Civic | | 75,000 | 1,20 1,20 2,80 | 910 CR S 911 P 777 CR S |  | 121 076 0040 00 15 21 | 4 | STD 0,25 0,50 |
| D15, D15B, D15B1, D15B2, PM3, PM4 Motor D13 PJ1 D16A Gasoline D16A6 | 1493 1343 1590 | 4 4 4 | | Civic, CRX, Partner Civic DX | | 75,000 | 1,20 1,50 2,80 | 910 CR S 911 P 777 CR S |  | 121 076 0036 00 15 21 | 4 | STD 0,25 0,50 |



HONDA

Globally reliable

| | ccm | | | | | | | | | | |
|---|------|---|--|------------------------------|---------|--------|----------------------|-------------------------------------|--|-----------------------------|--------------------------|
| SH4 Gasoline D15B | 1493 | 4 | | Civic CRX | | 75,000 | 1,20 1,50 4,00 | 910 NIT S 931 ES CR 777 CR S | | 121 076 0037 00 15 21 | 4 STD 0,25 0,50 |
| PM6 Gasoline ZC, D16A D16Z6 | 1590 | 4 | | Civic, Integra | 86 - 87 | 75,000 | 1,20 1,50 2,80 | 910 NIT S 931 ES CR 777 NIT S | | 121 076 0041 00 15 21 | 4 STD 0,25 0,50 |
| EK EP Gasoline | 1750 | 4 | | Prelude | | 77,000 | 1,50 1,50 4,00 | 910 CR S 931 P 777 CR S | | 121 076 0017 00 15 21 | 4 STD 0,25 0,50 |
| A18A Gasoline | 1800 | 4 | | Accord | | 80,000 | 1,20 1,20 2,80 | 910 IF CR S 911 P 777 CR S | | 121 076 0042 00 15 21 | 4 STD 0,25 0,50 |
| ES, ET, ET2, EY Gasoline | 1829 | 4 | | Accord Prelude | 83 - | 80,000 | 1,50 1,50 4,00 | 910 CR S 931 P 777 CR S | | 121 076 0018 00 15 21 | 4 STD 0,25 0,50 |
| B16A, B16B B16A2 | 1595 | 4 | | Integra Civic CRX | 97 - 00 | 81,000 | 1,00 1,20 2,80 | 910 IF CR S 931 ES P 777 CR S | | 121 076 0026 00 15 21 | 4 STD 0,25 0,50 |
| Motor B18 B18A1 | 1834 | 4 | | Integra | 92 - 93 | | | | | | |
| Motor R18A1 | 1799 | 4 | | Cross Road, Civic, Stream | | 81,000 | 1,20 1,20 2,00 | 910 NIT S 931 P 777 NIT S | | 121 076 0004 00 21 | 4 STD 0,50 |
| B18A B20A Gasoline | 2000 | 4 | | Prelude | | 81,000 | 1,20 1,50 2,80 | 910 NIT S 931 CR 777 CR S | | 121 076 0025 00 15 21 | 4 STD 0,25 0,50 |
| PK1 B20A B20A3 B20A5 | 1958 | 4 | | Prelude Accord | | 81,000 | 1,20 1,50 2,80 | 910 NIT S 931 CR 777 NIT S | | 121 076 0043 00 15 21 | 4 STD 0,25 0,50 |
| C20A Gasoline | 1996 | 6 | | Legend 2000 | | 82,000 | 1,20 1,20 2,80 | 910 IF CR S 911 P 777 CR S | | 121 076 0044 00 15 21 | 6 STD 0,25 0,50 |
| A20A BT1 | 1955 | 4 | | Accord 2000 | 87 - | 82,700 | 1,50 1,50 4,00 | 910 CR S 931 P 777 CR S | | 121 076 0022 00 15 21 | 4 STD 0,25 0,50 |
| A20A Gasoline | 1955 | 4 | | Accord 2000 | | 82,700 | 1,50 1,50 4,00 | 910 NIT S 911 CR 777 NIT S | | 121 076 0023 00 15 21 | 4 STD 0,25 0,50 |
| B21A1 PK3 Gasoline | 2056 | 4 | | Prelude | 90 - 91 | 83,000 | 1,20 1,20 2,80 | 910 IF CR S 911 CR 777 NIT S | | 121 076 0045 00 15 21 | 4 STD 0,25 0,50 |
| C25A1 PH7 Gasoline | 2493 | 6 | | Legend 24V | | 84,000 | 1,20 1,20 4,00 | 910 IF CR S 911 IF P 777 CR S | | 121 076 0046 00 15 21 | 6 STD 0,25 0,50 |
| B20B4 B20 Z2 P3F | 1972 | 4 | | CR-V | 97 - 98 | 84,000 | 1,20 1,20 2,80 | 910 IF NIT S 911 P 777 CR S | | 121 076 0047 00 15 21 | 4 STD 0,25 0,50 |
| Motor F18A | 1849 | 4 | | Accord | | 85,000 | 1,20 1,20 2,80 | 910 CR S 911 CR 777 NIT S | | 121 076 0024 00 15 21 | 4 STD 0,25 0,50 |
| SM4 F22A F22B F22A1 Gasoline | 2156 | 4 | | Accord | | | | | | | |
| PT1 Gasoline F20A | 2000 | 4 | | | | 85,000 | 1,20 1,20 3,00 | 910 CR S 911 CR 947 EX NIT S | | 121 076 0048 00 15 21 | 4 STD 0,25 0,50 |
| J30A1 J30A4 | 2997 | 6 | | Accord | 98 - 06 | 86,000 | 1,20 1,20 2,80 | 910 CR S 911 P 777 CR S | | 121 076 0049 00 15 21 | 6 STD 0,25 0,50 |
| F23A, F23A1 | 2254 | 4 | | Gemini, Accord | 98 - 02 | 86,000 | 1,20 1,20 2,80 | 910 CR S 911 FE 777 CR S | | 121 076 0053 00 15 21 | 4 STD 0,25 0,50 |
| Motor K20A1 K20A3 K20Z3 | 1998 | 4 | | Civic, CR-V, FR-V, Stream | 02 - | 86,000 | 1,20 1,20 2,00 | 910 CR S 911 FE 777 NIT S | | 121 076 0054 00 21 29 | 4 STD 0,50 1,00 |
| Motor RBB | 2400 | 4 | | TSX | | 87,000 | 1,20 1,20 2,50 | 910 IF NIT S 931 CR 777 NIT S | | 121 076 0006 00 21 | 4 STD 0,50 |
| Motor RL5 | 2400 | 4 | | TSX | | 87,000 | 1,20 1,20 2,00 | 910 IF NIT S 931 CR 777 NIT S | | 121 076 0007 00 21 | 4 STD 0,50 |
| Motor R40A | | 4 | | | | 87,000 | 1,20 1,20 2,00 | 910 IF CR S 931 CR 777 CR S | | 121 076 0035 00 | 4 STD |
| H22A, H23 A H22A1, H23A1 H22A3 H22A4 | 2156 | 4 | | Prelude | 94 - | 87,000 | 1,20 1,20 2,80 | 910 IF NIT S 931 CR 777 NIT S | | 121 076 0050 00 15 21 | 4 STD 0,25 0,50 |
| Motor K24A1 K24A4 RAA | 2354 | 4 | | CR-V, Accord, Element | 05 - | 87,000 | 1,20 1,20 2,00 | 910 IF CR S 931 FE 777 CR S | | 121 076 0055 00 21 29 | 4 STD 0,50 1,00 |

|  | ccm |  |  |  |  |  |  |  |  |  |  | |
|---|------|---|---|---|---|--|---|---|---|---|---|-----|
| J35A1 J35A3 | 3471 | 6 | | Odyssey, MR-V | 00 - 04 | 89,000 | 1,20 1,20 2,80 | 910 CR S 911 P 777 CR S |    | 121 076 0051 00 15 21 | 6 0,25 0,50 | STD |
| C32A Gasoline | 3206 | 6 | | Legend Acura TL | 95 - | 90,000 | 1,20 1,20 2,80 | 910 IF CR S 911 P 777 NIT S |    | 121 076 0052 00 15 21 | 6 0,25 0,50 | STD |



HYUNDAI

Globally reliable

| | ccm | | | | | | | | | | | |
|---|------|---|-----------------------------|---|------------------|--------|----------------------|-------------------------------------|--|---|---|-------------------------------------|
| Motor G4HA, Epsilon 0.8 S | 798 | 4 | 54 PS | Atos | 97... | 63,000 | 1,20 1,50 2,80 | 910 CR S 911 IF P 777 CR S | | 121 087 0008 00 | 4 | STD |
| Motor G4HC, G4DG, Epsilon 1.0 S | 999 | 4 | 40 - 43 kW 59 - 62 PS | Atos 1.0i Santro | 98... | 66,000 | 1,20 1,20 2,50 | 910 CR S 911 FE 777 CR S | | 121 087 0011 00 21 29 | 4 | STD 0,50 1,00 |
| Motor G4HG | 1086 | 4 | 48kW, 64 PS | i10 Santro Xing Kia Picanto | | 67,000 | 1,20 1,20 2,00 | 910 IF NIT S 931 FE 777 NIT S | | 121 053 0011 00 | 4 | STD |
| Motor G4HG | 1086 | 4 | | Santro | | 67,000 | 1,20 1,20 2,00 | 910 IF NIT S 931 P 777 NIT S | | 121 087 0001 00 21 | 4 | STD 0,50 |
| Motor Epsilon 1.1S, G4HD, G4AG | 1086 | 4 | 43 - 46 kW 59 - 62 PS | Atos Prime, i10, Getz 1.1 i 12V Santro | 02... | 67,000 | 1,20 1,20 2,50 | 910 NIT S 911 FE 777 CR S | | 121 087 0013 00 | 4 | STD |
| Motor G4LA | 1248 | 4 | 57 kW (78 PS) | i10 (PA) 1.2 | 11/08- | 71,000 | 1,00 1,20 | 910 IF NIT S 931 P | | 121 087 0003 00 21 | 4 | STD 0,50 |
| Motor G4LA | 1248 | 4 | 63 kW (86 PS) | i10 (PA) 1.2 | 04/11- | | 2,00 | 777 NIT S | | | | |
| Motor G4LA | 1248 | 4 | 63 kW (86 PS) | i20 (PB, PBT) 1.2 | 03/12- | | | | | | | |
| Motor G4LA | 1248 | 4 | 57 kW (78 PS) | i20 (PB, PBT) 1.2 | 09/08- | | | | | | | |
| Motor X-2 1.3 G4DG | 1300 | 4 | 44 - 47 kW 60 - 64 PS | PONY / EXCEL 1.3 | 01/90-01/95 | 71,000 | 1,50 1,50 4,00 | 910 CR S 911 FE 777 CR S | | 121 087 0019 00 21 | 4 | STD 0,50 |
| Motor 1,3 MPI | 1300 | 4 | | Click | | 71,500 | 1,20 1,20 2,00 | 910 IF CR S 931 FE 777 CR S | | 121 087 0037 00 | 4 | STD |
| Motor G4EA, G4K, G4N, G4EH Alpha 1.3 | 1341 | 4 | 44 - 63 kW 60 - 85 PS | Accent, ES, Multi, RS Click Getz 1.3i 12V, Verna | | 71,500 | 1,50 1,50 3,00 | 910 CR S 911 FE 777 CR S | | 121 087 0010 00 21 | 4 | STD 0,50 |
| Motor 4G33 | 1439 | 4 | | Pony | | 73,000 | 1,50 1,50 4,00 | 910 CR 911 FE 777 CR S | | 121 088 0010 00 15 21 | 4 | STD 0,25 0,50 |
| Dieselmotor D3FA | 1120 | 3 | 55 kW (75 PS) | i10 (PA) 1.1 CRDi | 01/08- | 75,000 | 1,75 1,75 | 910 IF PVD S 911 IW CR | | 120 087 0055 00 21 | 1 | STD 0,50 |
| Dieselmotor D3FA | 1120 | 3 | 55 kW (75 PS) | i20 (PB, PBT) 1.1 CRDi | 03/12- | | 3,00 | 947 EX NIT S | | | | |
| Dieselmotor D4FA | 1493 | 4 | 81 kW (110 PS) | ACCENT III (MC) 1.5 CRDi GLS | 11/05 - 11/10 | | | | | | | |
| Dieselmotor D4FA | 1493 | 4 | 81 kW (100 PS) | ACCENT Stufenheck (MC) 1.5 CRDi GLS | 11/05 - 11/10 | | | | | | | |
| Dieselmotor D4FA | 1493 | 4 | 65 kW (88 PS) | GETZ (TB) 1.5 CRDi | 08/05 - 06/09 | | | | | | | |
| Dieselmotor D4FA | 1493 | 4 | 81 kW (110 PS) | GETZ (TB) 1.5 CRDi GLS | 08/05 - 06/09 | | | | | | | |
| Dieselmotor D4FA | 1493 | 4 | 75 kW (102 PS) | MATRIX (FC) 1.5 CRDi | 12/04 - 08/10 | | | | | | | |
| Dieselmotor D4FA | 1493 | 4 | 81 kW (110 PS) | MATRIX (FC) 1.5 CRDi VGT | 08/05 - 08/10 | | | | | | | |
| Dieselmotor D4FC | 1396 | 4 | 55 kW - 66 kW (75-90 PS) | ACCENT IV 1.4 CRDi, CRETA 1.4 CRDi, i20 1.4 CRDi, i30 1.4 CRDi, ix20 1.4 CRDi, VERNA IV 1.4 CRDi | 08/08-06/15 | | | | | | | |
| Motor 1,5 MPI | 1500 | 4 | | Click | | 75,500 | 1,20 1,20 | 910 IF CR S 931 | | 121 087 0036 00 | 4 | STD |
| Motor G4EE | 1399 | 4 | 71 kW (97 PS) | ACCENT III (MC) 1.4 GL, GETZ (TB) 1.4 i | 08/05- | | 2,00 | 777 CR S | | | | |
| Motor G4EK, G4FK | 1495 | 4 | 73 - 85 kW 99 - 116 PS | Accent, Avante, Verna, Lantra, Elantra 1.5i | 96 - 97 | 75,500 | 1,20 1,50 3,00 | 910 CR S 911 FE 777 CR S | | 121 087 0022 00 21 29 | 4 | STD 0,50 1,00 |
| Motor G4EK, G4AJ, X1 G4DJ, Alpha 1.5 X2-1.5 | 1468 | 4 | 53 - 63 kW 72 - 86 PS | Excel, Pony, Scope, Lantra, Elantra 1.5 Verna | | 75,500 | 1,50 1,50 4,00 | 910 CR S 911 P 777 CR S | | 121 087 0020 00 21 29 | 4 | STD 0,50 1,00 |
| Motor G4AE, G4EK, Alpha 1.5 | 1495 | 4 | 65 - 68 Kw 88 - 92 PS | Accent S, S-Coupe Accent, Elantra, Verna, Lantra 1.5i 12V | 7. 94... | 75,500 | 1,50 1,50 3,00 | 910 CR S 911 FE 777 CR S | | 121 087 0054 00 15 21 26 29 | 4 | STD 0,25 0,50 0,75 1,00 |
| Motor G4ED | 1599 | 4 | 76 kW 103 PS | Getz, Accent, Matrix 1.6 GLS, Coupe 1.6, Matrix Click 1.6, Lavitra Verna 1.6 | 01 - 05 | 76,500 | 1,20 1,20 2,50 | 910 CR S IF 931 FE 777 CR S | | 121 087 0018 00 21 | 4 | STD 0,50 |
| Motor G4ED Alpha 1.6 D | 1599 | 4 | 103 PS | Click Elantra 1.6 Accent | | 76,500 | 1,20 1,20 2,00 | 910 IF CR S 931 FE 777 CR S | | 121 087 0035 00 21 | 4 | STD 0,50 |
























| | ccm | | | | | | | | | | | | |
|--|------|---|--------------------------------|---|---------------|--------|----------------------|---------------------------------------|--|-----------------|---|------|--|
| Motor 4G32 G32B | 1597 | 4 | | Pony, Stellar | 85 - 90 | 76,900 | 2,00 2,00 4,00 | 910 CR P 911 P 777 CR S | | 121 088 0016 00 | 4 | STD | |
| Motor G4FD | 1591 | 4 | 97 kW - 103 kW (132 - 140 PS) | VELOSTER (FS) 1.6 GDI, i30 (GD) 1.6 GDI, i40 (VF) 1.6 GDI, ix35 (LM, EL, ELH) 1.6, TUCSON (TLE) 1.6 GDI | 11/10- | 77,000 | 1,20 1,20 2,00 | 910 IF NIT S 931 P 947 EX NIT S | | 121 087 0006 00 | 4 | STD | |
| Motor G4FA | 1396 | 4 | 66 kW - 80 kW (90-109 PS) | ACCENT IV 1.4, i20 1.4, i30 1.4, ix20 1.4 | 11/10- | 77,000 | 1,20 1,20 2,00 | 910 S PVD 931 P 777 S PVD | | 121 087 0007 00 | 4 | STD | |
| Motor Gamma 1,4 | 1396 | | | Avante HD | | 77,000 | 1,20 | 910 CR S IF | | 121 087 0045 00 | 4 | STD | |
| Motor Gamma 1,6 | 1591 | | | Avante HD | | | 1,20 2,00 | 931 FE 777 CR S | | | | | |
| Dieselmotor D4FB from 01.01.2014 till 02.11.2015 | 1582 | 4 | 94 kW (128 PS) | ELANTRA 1.6 CRDi | 02/11- | 77,200 | 1,75 | 910 IF NIT S PVD | | 121 087 0050 00 | 4 | STD | |
| Dieselmotor D4FB from 01.11.2014 till 19.01.2015 | 1582 | 4 | 94 kW (128 PS) | i30 1.6 CRDi | 12/11- | | 1,75 3,00 | 911 IW CR P 947 EX NIT S | | 21 | | 0,50 | |
| Dieselmotor D4FB from 20.01.2011 till 06.01.2016 | 1582 | 4 | 94 kW (128 PS) | ACCENT 1.6 CRDi | 10/11- | | | | | | | | |
| Dieselmotor D4FB till 04.05.2015 | 1582 | 4 | 85 kW - 94 kW (116-128 PS) | ix20 1.6 CRDi | 06/11- | | | | | | | | |
| Dieselmotor D4FB till 11.02.2009 | 1582 | 4 | 85 kW (116 PS) | ELANTRA 1.6 CRDi | 11/05 - 12/11 | | | | | | | | |
| Dieselmotor D4FB till 19.01.2015 | 1582 | 4 | 66 kW - 100 kW (90-136 PS) | i30 1.6 CRDi | 10/07- | | | | | | | | |
| Dieselmotor D4FB till 31.03.2012 | 1582 | 4 | 85 kW - 94 kW (116-128 PS) | i20 1.6 CRDi | 09/08- | | | | | | | | |
| Dieselmotor D4FD till 01/2015 | 1685 | 4 | 85 kW (116 PS) | i40 1.7 CRDi | 07/11- | | | | | | | | |
| Dieselmotor D4FD till 26.06.2015 | 1685 | 4 | 85 kW (116 PS) | ix35 1.7 CRDi, | 11/10- | | | | | | | | |
| Motor G4GR Till 28.07.2000 For OE No. 23040-23100, 23040-23150 | 1599 | 4 | 66 kW 90 PS | LANTRA II 1.6 i, ELANTRA II 1.6 i, COUPE 1.6 i 16V | 11/95-07/06 | 77,400 | 1,20 1,20 2,50 | 910 CR S IF 911 FE 777 CR S | | 121 087 0017 00 | 4 | STD | |
| Motor Y2 | 1795 | 4 | | Sonata | | 80,600 | 1,50 1,50 4,00 | 910 CR S 911 P 777 CR S | | 121 087 0032 00 | 4 | STD | |
| Motor G4NA, G4NC (MPI, GDI) | 1999 | 4 | 100 kW (149 PS) | Creta 2.0 | 08/2016 | 81,000 | 1,00 | 910 IF NIT S | | 121 087 0004 00 | 4 | STD | |
| Motor G4NA, G4NC (MPI, GDI) | 1999 | 4 | 112 kW (152 PS) | ix35 2.0, Elantra 2.0, i40 2.0, Tucson 2.0, Sonata 2.0 | 01/11- | | 1,20 2,00 | 931 IF U 777 CR S | | | | | |
| Motor G4NB | 1797 | 4 | 110 kW - 118 kW (147 - 160 PS) | Elantra 1.8 | 01/11- | | | | | | | | |
| Motor FB | 1793 | | | Spectra 1,8 | | 81,000 | 1,20 1,20 2,50 | 910 CR S IF 931 FE 777 CR S | | 121 087 0046 00 | 4 | STD | |
| Motor G4DM, G4CN, G4JN DOHC 1.8 | 1836 | 4 | 93 kW 127 PS | Sonata, Elantra 16V | 92...98 | 81,500 | 1,20 1,50 3,00 | 910 NIT S 911 CR 777 CR S | | 121 087 0023 00 | 4 | STD | |
| Motor G4GB, G4GF, G4GN Beta 1.8 | 1795 | 4 | 94 - 104 kW 128 - 141 PS | Vante, Tiburon, Matrix 1.8 | 96 - 00 | 82,000 | 1,20 1,20 2,50 | 910 CR S IF 911 FE 777 CR S | | 121 087 0016 00 | 4 | STD | |
| Motor G4GF, G4GN, G4GM, G4JP, G4CP, G4GB, G4DM, G4GC | 1997 | 4 | 94 - 128 kW 105 - 143 PS | Lantra, Elantra, Tiburon, Matrix, Avante, Trajet 2.0, Avante 2.0, Tucson | 96 - 00 | | | | | 21 | | 0,50 | |
| Motor G4CR, G4RJP, 4G61, G4R, DOHC 1.6 | 1595 | 4 | 78 - 84 kW 106 - 114 PS | Lantra 1.6i, Elantra 16V DOHC | 91 - 95 | 82,300 | 1,20 1,50 3,00 | 910 NIT S 911 CR P 777 NIT S | | 121 087 0024 00 | 4 | STD | |
| Dieselmotor XUD 9, XUD 9 A | 1905 | 4 | 47-52 kW (64-71 PS) | Lantra | 98- | 83,000 | 2,00 2,00 3,00 | 910 CR S 911 P 947 EX CR | | 120 037 0023 00 | 1 | STD | |
| | | | | | | | | | | 15 | | 0,25 | |
| | | | | | | | | | | 21 | | 0,50 | |
| | | | | | | | | | | 29 | | 1,00 | |



HYUNDAI

Globally reliable

| | ccm | | | | | | | | | | | |
|---|------|---|--------------------------------|---|-------------|--------|----------------------|--|--|-----------------------|---|-------------|
| Dieselmotor D3EA | 1493 | 3 | 60 kW (82 PS) | MATRIX 1.5 CRDi, GETZ 1.5 CRDi, ELANTRA LAVITA 1.5 CRDi, ACCENT II 1.5 CRDi | 10/01-08/10 | 83,000 | 2,00 2,00 3,00 | 916 NIT S PVD 911 IW U CR 947 EX NIT S | | 120 087 0056 00 21 | 1 | STD 0,50 |
| Dieselmotor D4EA from 07/2007 till 03/2010 | 1991 | 4 | 83 kW - 110 kW (113 - 150 PS) | TUCSON 2.0 CRDi | 08/04-03/10 | | | | | | | |
| Dieselmotor D4EA from 07/2007 till 07/2010 | 1991 | 4 | 100 kW - 103 kW (136 - 140 PS) | i30, i30 CW 2.0 CRDi | 10/07-06/12 | | | | | | | |
| Dieselmotor D4EA from 07/2007 till 11/2010 | 1991 | 4 | 100 kW (136 PS) | SONATA V 2.0 CRDi | 02/06- | | | | | | | |
| Dieselmotor D4HA | 1995 | 4 | 100 kW (136 PS) | IX35 (LM, EL, ELH) 2.0 CRDi | 01/10- | 84,000 | 2,50 2,00 3,00 | 916 CKS S 911 IF U P 947 EX NIT S | | 121 087 0048 00 | 4 | STD |
| Dieselmotor D4HA | 1995 | 4 | 135 kW (184 PS) | IX35 (LM, EL, ELH) 2.0 CRDi | 01/12- | | | | | | | |
| Dieselmotor D4HA | 1995 | 4 | 100 kW (136 PS) | IX35 (LM, EL, ELH) 2.0 CRDi 4WD | 01/10- | | | | | | | |
| Dieselmotor D4HA | 1995 | 4 | 135 kW (184 PS) | IX35 (LM, EL, ELH) 2.0 CRDi 4WD | 01/10- | | | | | | | |
| Dieselmotor D4HA | 1995 | 4 | 110 kW (150 PS) | SANTA FÉ II (CM) 2.0 CRDi | 12/10- | | | | | | | |
| Dieselmotor D4HA | 1995 | 4 | 110 kW (150 PS) | SANTA FÉ II (CM) 2.0 CRDi 4x4 | 12/10- | | | | | | | |
| Dieselmotor D4HA | 1995 | 4 | 110 kW (150 PS) | SANTA FÉ III (DM) 2.0 CRDi | 09/12- | | | | | | | |
| Dieselmotor D4HA | 1995 | 4 | 110 kW (150 PS) | SANTA FÉ III (DM) 2.0 CRDi 4WD | 09/12- | | | | | | | |
| Motor EF 2.0 G4JP Sirius II | 1997 | 4 | 134 PS | Sonata EF | 98... | 85,000 | 1,20 1,50 2,80 | 910 NIT S IF 931 FE 777 NIT S | | 121 087 0026 00 21 | 4 | STD 0,50 |
| Motor G4CP, G4GF | 1997 | 4 | 77 - 107 kW 105 - 146 PS | Sonata, Marcia, Grandeur 2.0 | 94 - 96 | 85,000 | 1,20 1,50 3,00 | 910 NIT S 931 ES FE 777 NIT S | | 121 087 0027 00 21 | 4 | STD 0,50 |
| Motor Y2 | 1998 | 4 | 64 - 70 kW 87 - 95 PS | Stellar 2.0 Sonata | | 85,000 | 1,50 1,50 4,00 | 910 CR S 911 FE 777 CR S | | 121 087 0025 00 21 | 4 | STD 0,50 |
| Dieselmotor D4HB | 2199 | 4 | 145 kW - 147 kW (197-200 PS) | GRAND SANTA FÉ 2.2 CRDi, SANTA FÉ II + III 2.2 CRDi | 06/13- | 85,400 | 2,50 2,00 3,00 | 916 CKS S 911 IF U P 947 EX NIT S | | 121 087 0052 00 21 | 4 | STD 0,50 |
| Motor G4KA | 1997 | 4 | 106 kW (144 PS) | SONATA V (NF) 2.0 VVTi GLS | 05/05- | 86,000 | 1,20 1,20 2,00 | 910 CR S IF 931 P 777 CR S | | 121 087 0041 00 21 | 4 | STD 0,50 |
| Motor G4JS | 2350 | 4 | | Santa Fe 2.4 | | 86,500 | 1,20 1,50 2,80 | 910 IF CR S 931 P 777 CR S | | 121 087 0002 00 21 | 4 | STD 0,50 |
| Motor G4JS, EF 2.4, Sirius II 2.4 | 2351 | 4 | 100 kW 136 PS | Sonata, H-1 Santa Fe 2.4 i Kia Optima | 00 - 06 | 86,500 | 1,20 1,50 2,80 | 910 NIT S 931 FE 777 NIT S | | 121 087 0029 00 | 4 | STD |
| Motor 4G-64, Y2 2.4, G4CS, LX 2.4, G64B | 2351 | 4 | 81 - 110 kW 110 - 150 PS | Sonata, Grace, Gandeur | 89 - 92 | 86,500 | 1,50 1,50 4,00 | 910 CR S 931 P ES 777 CR S | | 121 087 0028 00 21 | 4 | STD 0,50 |
| Motor G6BV | 2656 | 6 | 172 PS | Trajet, Tucson, Tiburon, Santa Fe, Coupe, Sonata EF | | 86,700 | 1,20 1,20 2,50 | 910 CR S IF 931 FE 777 NIT S | | 121 087 0033 00 | 6 | STD |
| Motor G6BA | 2656 | 6 | 141 kW (192 PS) | GRANDEUR 2.7 | 05/06 | 86,700 | 1,20 1,20 2,00 | 910 CR S IF 911 FE 777 NIT S | | 121 087 0047 00 | 6 | STD |
| Dieselmotor D4EB | 2188 | 4 | 102 kW - 114 kW (139 - 155 PS) | GRANDEUR (TG) 2.2 CRDi, SANTA FÉ II (CM) 2.2 CRDi | 09/07-08/10 | 87,000 | 2,50 2,00 3,00 | 916 NIT S PVD 911 IW CR P 947 EX NIT S | | 121 087 0051 00 21 | 4 | STD 0,50 |
| Motor Theta 2,4 D | 2359 | 4 | 129 - 166 kW 174 - 226 PS | Santa Fe, Sonata, Grandeur 2.4 Sonata Hybrid 2.4 | 2006- | 88,000 | 1,20 1,20 2,00 | 910 CR S IF 931 P 777 CR S | | 121 087 0040 00 21 | 4 | STD 0,50 |
| Dieselmotor D4CB | 2497 | 4 | 140 PS | Sorento 2,5 CRDi 16V | | 91,000 | 2,50 2,00 3,00 | 913 CR P 911 IW U CR 947 EX NIT S | | 121 087 0039 00 21 | 4 | STD 0,50 |
| Motor 6G72, G6AT | 2972 | 6 | 161 PS + 182 PS | Sonata 3.0 12 V | 90 - 95 | 91,100 | 1,50 1,50 4,00 | 910 CR S 911 CR 777 CR S | | 121 088 0038 00 21 | 6 | STD 0,50 |
| Motor D4BA, D4BB, D4BC | 2607 | 4 | 80 PS | Porter - H 100 | | 91,100 | 2,00 2,00 3,00 | 910 NIT S 911 CR P 947 EX NIT | | 121 087 0009 00 21 | 4 | STD 0,50 |





















|  | ccm |  |  |  |  |  |  |  |  |  |  | |
|---|-------|---|---|---|---|--|---|---|---|---|---|-----------------------------|
| Dieselmotor D4BA | 2400 | 4 | | Frace, Porter Galloper H100 | | 91,100 | 2,00 2,00 4,00 | 910 NIT S 911 CR P 947 EX NIT S |  | 121 087 0030 00 | 4 | STD |
| Dieselmotor D4BF, 4D56T | 2476 | 4 | 62 - 106 kW 83 - 145 PS | Galloper, Grace, Porter, Starex, H1 2.5 TCI, Starex 2.5 TCI + 2.5 CRDI | 1988... | 91,100 | 2,50 2,00 4,00 | 913 CR S 913 CR 947 EX NIT |  | 121 087 0012 00 21 29 | 4 | STD 0,50 1,00 |
| Dieselmotor | 2346 | 4 | | Van Grace | | 91,100 | 2,50 2,00 4,00 | 910 CR S 911 CR P 947 EX NIT S |  | 121 088 0067 00 21 26 29 | 4 | STD 0,50 0,75 1,00 |
| Motor 6GCU G6CV | 3496 | 6 | 220 PS | Santa Fe, Terrcan - XG350, Grandeur XG Centennial | 04 - | 93,000 | 1,50 1,50 3,00 | 910 IF CR S 931 ES FE 777 CR S |  | 121 087 0034 00 | 6 | STD |
| Dieselmotor J3 CRDI | 2902 | 4 | 110 - 120 kW | Terracan | | 97,100 | 2,50 2,00 3,00 | 913 CR P 911 FE 947 EX NIT S |  | 121 087 0021 00 | 4 | STD |
| Dieselmotor D4AE, D4AL, 4D31T | 3298 | 4 | 88 kW 120 PS | Mighty 3.5 ton | | 100,000 | 3,00 2,00 4,00 | 914 IF CR 911 IW CR 947 EX NIT |  | 121 087 0014 00 | 4 | STD |
| Dieselmotor D4AE | 3298 | | | Mighty | | 100,000 | 3,00 2,00 5,00 | 913 CR S 911 IW FE 947 EX NIT S |  | 121 087 0031 00 | 4 | STD |
| Motor HD104, D4AF, K-1 | 3567 | 4 | | Mighty | | 104,000 | 3,00 2,00 4,00 | 913 NIT S 911 IW CR 947 EX NIT |  | 121 087 0015 00 | 4 | STD |
| Dieselmotor 6 D 22 | 11149 | 6 | 270 - 340 PS | Aero Town, Aero City, Aero Express | | 130,000 | 3,50 3,00 4,00 | 914 CR S 911 IW FE 947 EX NIT S |  | 121 087 0038 00 | 6 | STD |
| Dieselmotor D6AB D6AC 6D22 | 11149 | | | Aero City Aero Town Aero Express HSX | | 130,000 | 3,50 3,00 6,00 | 914 CR P 911 IW P 947 EX CR P |  | 121 087 0042 00 | 6 | STD |
| Dieselmotor D8AX 8DC91A | 16031 | | | 15ton Truck 18ton Truck | | 135,000 | 3,50 3,00 3,00 4,00 | 914 CR P 911 IW P 930 B P 947 EX NIT S |  | 121 087 0043 00 | 8 | STD |
| Dieselmotor D8AY D8AX 8DC91A | 16031 | | | 15ton Truck 18ton Truck | | 135,000 | 3,50 3,00 3,00 6,00 | 914 CR P 911 IW P 930 B P 947 EX CR P |  | 121 087 0044 00 | 8 | STD |



IFA

Globally reliable













| | ccm | | | | | | | | | | | |
|------------------------------------|------|---|----------------------------|---|-----|---------|------------------------------|-----------------------------------|--|-----------------|---|--------------|
| Aircompressor | | | | Aircompressor | | 70,000 | 2,50 2,50 4,00 4,00 | 910 P 910 P 947 947 | | 120 300 0045 00 | 1 | STD |
| Dieselmotor 12-1 SRW | 6560 | 4 | 50-92 kW (68- 124,5 PS) | | | 120,000 | 3,00 3,00 5,00 | 910 CR P 911 FE 947 EX CR P | | 120 060 0001 00 | 1 | STD |
| Dieselmotor 4 VD 14.5 | 6560 | 4 | | IFA W 50 | | | | | | 21 29 | | 0,50 1,00 |
| Dieselmotor 4 VD 14, 5/12 1 SRW | 6560 | 4 | 80 kW (109 PS) | Industriemotor | 76- | 120,000 | 3,50 3,50 5,00 | 910 CR P 911 P 947 EX CR P | | 120 060 0002 00 | 1 | STD |
| Dieselmotor 4 VD 14, 5/12 1 SRW | 6560 | 4 | 92 kW (125 PS) | Traktor ZT 300, 303, 304, Mährescher Fortschritt, 512, 514, IFA W 50 | 76- | | | | | 21 29 | | 0,50 1,00 |

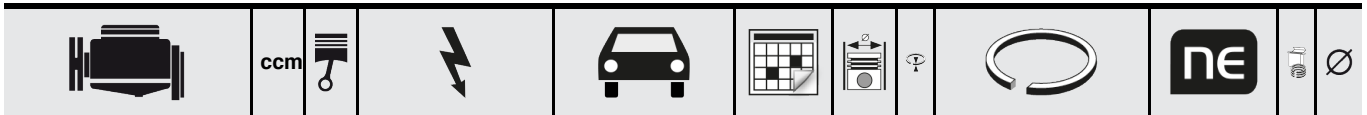
|  | ccm |  |  |  |  |  |  |  |  |  |  | | |
|---|------|---|---|--|---|--|---|---|---|---|---|---|-----|
| Dieselmotor DD-66 | 1088 | 2 | 10,5 kW (14 PS) | Traktor D 214 S/DLD-2/D 212/, D 215 | | | 82,550 | 2,38 2,38 2,38 4,74 4,74 | 911 P 911 P 931 P 947 P 947 P |  | 120 027 0005 00 | 1 | STD |
| Dieselmotor DD 111, DU 11 | 1825 | 3 | 17,5/19/ 25,5 kW (24/26/ 35 PS) | Traktor D 323/, D 324 S/D 326, Mährescher, D 8-62 | 56-75 | | 87,310 | 2,38 2,38 2,38 4,74 4,74 | 910 CR IW P 911 P 911 P 947 FE 946 P |  | 120 027 0001 00 | 1 | STD |
| Dieselmotor DD 148, DU 148 D | 2434 | 4 | 27/28 kW (36,5/38 PS) | Traktor D 436 S/ D 438 S/, DTD 5, 439 | 59-65 | | | | |  | | | |
| Dieselmotor DD 74 | 1217 | 2 | 12,5/14 kW (17/19 PS) | Traktor D 217 S/F, D 219 | | | | | |  | | | |
| Dieselmotor BD 154 | 2520 | 4 | 26,5 kW (36 PS) | Traktor 238, 364, 384, 414, 424, 434, 444, 2424, 2444, 7000 | 63- | | 88,900 | 2,38 2,38 2,38 4,74 4,74 | 910 IF CR 911 FE 911 FE 947 P 947 P |  | 120 027 0002 00 | 1 | STD |
| Dieselmotor D 155, UD 155 | 2540 | 3 | 26,5/32/ 33 kW (36/43,5/ 45 PS) | Traktor D 353, D 383, D 423, D 433, XV 433, XE 433, SU 533 2 WD, SU 533 4 WD, SU 533 V, XV 533, XE 533, 533 Wheel Tractor, 503 Payloader | | | 98,430 | 3,16 2,38 4,74 | 914 CR 931 FE 947 EX CR |  | 120 027 0003 00 | 1 | STD |
| Dieselmotor D 179, UD 179 | 2933 | 3 | 35,5-50 kW (48,5-68 PS) | 240, 454, 464, 484, 523, 553, 633, 2400, 4500 | 65- | | | | | | | | |
| Dieselmotor D 206, UD 206 | 3380 | 4 | 43 kW (59 PS) | Traktor D 258, D 584, D 554, D 644, D 645, E 733, V 733, D 884 | | | | | | | | | |
| Dieselmotor D 239 | 3910 | 4 | 45-67 kW (61,5-91 PS) | 684, 744, 452, 3500, 182 013, TD-8 II, 609, 125B II | 67- | | | | | | | | |
| Dieselmotor D 310, UD 310 | 5070 | 6 | 63/65/68/70/ 78,5 kW (85/88/93/ 95/107 PS) | 165 Crawler, 95 Cotton, 82 Cotton, 431 Combine, 715 Combine, Traktor 711 SP, Hydro 86, D 686, D 786, D 946, D 955 | 65- | | | | | | | | |
| Dieselmotor D 358 | 5860 | 6 | 66-104 kW (90-142 PS) | 1055, 520, 844, 630, 640, 515, 630, 541, 943, Traktor 826, 886, 955, 956, 1046, 1056, 2826, 3228, 3414, Mährescher 531, Excavator 3965 B, 1420, 3964 B, 3965 B, 3966 B, 3984 | 65- | | | | | | | | |
| Dieselmotor DD-132 | 2175 | 4 | 22 kW (30 PS) | Traktor D 430S/ D 432/D 40/ DGD 4 | 53-63 | | | | | | | | |
| Dieselmotor DD-99 Dieselmotor | 1631 | 3 | 14,5 kW (20 PS) | Traktor D 320 S/ D 322/DED 3 | | | | | | | | | |
| Dieselmotor DT 239 | 3901 | 4 | 60,5-62 kW (82-84 PS) | | | | | | | | | | |
| Dieselmotor DT 239 | 3920 | 4 | 62,5 kW (85 PS) | Traktor 856 XL | | | | | | | | | |
| Dieselmotor DT 358 | | 6 | 84,5-127 kW (115-172 PS) | | 83- | | | | | | | | |
| Dieselmotor DT 358 | 5867 | 6 | 88-127 kW (120-172 PS) | 530 A, 640 HD, 650, 1255, 1246, 953 | 72- | | | | | | | | |
| Dieselmotor D 179 | 2933 | 3 | 35,5/38,5/ 39 kW (48,5/51,5/52,5 PS) | 633 | | | 98,430 | 3,16 2,38 4,74 | 910 CR 931 FE 947 EX FE |  | 120 027 0004 00 | 1 | STD |
| Dieselmotor D 239 | 3910 | 4 | 45/47/50/ 54 kW (61,5/64/68/ 73,5 PS) | 684, 744, 3500, TD-8 II, 125B II | | | | | | | | | |
| Dieselmotor D 358 | 5860 | 6 | 74/84,5/ 101,5 kW (100/115/ 138 PS) | 1055, 520, 630, 640, 515, 630 W, 541, 943, Traktor 826, 886, 955, 956, 1046, 1056, 2826, 3288, 3414, Mährescher 531, Excavator 3965 B, 1420, 3964 B, 3965 B, 3966 B, 3984 | 65- | | | | | | | | |
| Dieselmotor D 268 | 4388 | 4 | 56,5/59/ 63/65 kW (77/80/85,8/ 88 PS) | Traktor 270 | | | 100,000 | 3,16 2,38 4,74 | 914 CR 930 P 947 EX CR |  | 120 027 0006 00 | 1 | STD |
| Dieselmotor D 402 | 6582 | 6 | | Traktor 270 A, TD 8 C, 844 S, 845, 510 Payloader | 73- | | | | | | | | |
| Dieselmotor D 246 | 4025 | 4 | 55-60 kW (75-81,5 PS) | Traktor 784, 824 A, 844 A, Hydro 84 | 73- | | 100,000 | 3,16 2,38 4,74 | 910 IF CR 911 P 947 EX CR |  | 120 027 0008 00 | 1 | STD |



IHC - CASE IH

Globally reliable

|  | ccm |  |  |  |  |  |  |  |  |  |  | |
|---|------|---|---|---|---|--|---|---|---|---|---|-----|
| Dieselmotor DT 402 | 6588 | 6 | 107/ 117,5 kW (145/160 PS) | 1455 Traktor, 650 HD Jumbo, 530 Payloader, 3994 Jumbo, 953 Combine | 78- | 100,000 | 3,16 3,16 4,74 | 914 CR 914 CR 947 EX CR |  | 120 027 0007 00 | 1 | STD |












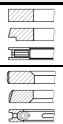


































siehe / see / voir Peugeot



INFINITI

Globally reliable

|  | ccm |  |  |  |  |  |  |  |  |  |  | |
|---|------|---|---|---|---|--|---|---|---|---|---|-------------|
| Motor M274.920 | 1991 | 4 | 155 kW (211 PS) | Q50 2.0 T | 04/14- | 83,000 | 1,20 1,00 2,00 | 910 NIT S PVD 931 PVD S 777 NIT S PVD |  | 120 010 0073 00 | 1 | STD |
| Motor OM651 | 2143 | 4 | 125 kW (170 PS) | Q50 50 D | 04/13- | 83,000 | 2,00 1,75 2,00 | 910 IF CKS 911 IF U CR 947 EX NIT S |  | 120 010 0071 00 21 | 1 | STD 0,50 |

|  | ccm |  |  |  |  |  |  |  |  |  |  | |
|---|------|---|---|---|---|---|---|---|---|---|---|---------------------|
| Aircompressor | | | | Aircompressor | | 70,000 | 1,50 1,50 3,00 | 911 FE 911 FE 948 FE |  | 120 300 0038 00 | 1 | STD |
| 3KA1 3KB1 Diesel | 877 | 3 | | Industrial | | 70,000 | 2,00 1,50 3,50 | 910 CR 911 P 947 EX CR |  | 121 079 0023 00 15 21 | 3 | STD 0,25 0,50 |
| Dieselmotor 4EC1 | 1487 | 4 | | Gemini Diesel | | 76,000 | 2,00 1,50 3,00 | 910 IF CR S 911 FE 947 EX CR |  | 120 035 0003 00 21 29 | 1 | STD 0,50 1,00 |
| Dieselmotor 4EC1 + 4EC1T | 1488 | 4 | 37 - 54 kW 50 - 73 PS | Gemini 1,5 D + 1,5 TD | 88 - 90 | 76,000 | 2,00 1,50 3,0 | 910 CR 911 CR 947 EX CR S |  | 121 079 0063 00 15 21 | 4 | STD 0,25 0,50 |
| Dieselmotor 4FE1 | | 4 | | Fork lift | | 76,300 | 2,00 2,00 4,00 | 910 CR P 911 CR P 947 EX CR P |  | 121 079 0087 00 | 4 | STD |
| 4XC-1 Gasoline | 1471 | 4 | | Gemini | | 77,000 | 1,20 1,20 2,80 | 910 NIT S 911 IF CR 777 NIT S |  | 121 079 0008 00 15 21 | 4 | STD 0,25 0,50 |
| 4XC-1 Gasoline | 1471 | 4 | | Gemini | | 77,000 | 1,20 1,20 2,80 | 910 CR S 911 CR 777 NIT S |  | 121 079 0013 00 | 4 | STD |
| 4XC-1 Gasoline | 1471 | 4 | | Gemini | | 77,000 | 1,50 2,80 | 911 IF CR 777 NIT S |  | 121 079 0012 00 15 21 | 4 | STD 0,25 0,50 |
| 3KQ1 Diesel | | 3 | | Industrial | | 78,000 | 2,00 1,75 4,00 | 910 CR 911 P 947 EX CR |  | 121 079 0024 00 15 21 | 3 | STD 0,25 0,50 |
| Dieselmotor 4EE2 | 1686 | 4 | | Gemini | | 79,000 | 2,00 1,50 3,00 | 910 CR S 931 P 947 EX CR |  | 120 035 0037 00 21 29 | 1 | STD 0,50 1,00 |
| 4XE1 4XE1W Gasoline | 1588 | 4 | | | | 80,000 | 1,20 1,20 3,00 | 910 IF CR S 911 P 777 CR S |  | 121 079 0014 00 15 21 | 4 | STD 0,25 0,50 |
| 3KR1 Diesel | | 3 | | Industrial | | 81,000 | 2,00 1,75 4,00 | 910 CR 911 P 947 EX CR |  | 121 079 0026 00 15 21 | 3 | STD 0,25 0,50 |
| G161Z Gasoline | 1584 | 4 | | LUV | | 82,000 | 1,50 1,50 4,00 | 910 CR S 911 CR 777 CR S |  | 121 079 0002 00 15 21 | 4 | STD 0,25 0,50 |
| C221 CP221P C201 Diesel | 2207 | 4 | | TLD12. 22 32,52,62 Industrial chrome plated Cylinder | | 83,000 | 2,00 2,00 2,00 5,00 5,00 | 911 P 911 P 931 P 947 EX TEF 947 P |  | 121 079 0027 00 | 4 | STD |
| G180Z 4ZB Gasoline | | 4 | | | | 84,000 | 1,50 1,50 4,00 | 910 CR S 911 CR 777 CR S |  | 121 079 0004 00 15 21 | 4 | STD 0,25 0,50 |
| G180 | 1817 | 4 | | G180SS G180Z LUV | | 84,000 | 2,00 2,00 4,00 | 910 CR 911 FE 777 CR S |  | 121 079 0019 00 21 | 4 | STD 0,50 |
| 4JD1 Diesel | | 4 | | | | 84,000 | 2,00 2,00 4,00 | 910 4CR 911 4CR 947 EX CR |  | 121 079 0052 00 15 21 | 4 | STD 0,25 0,50 |
| 4FC1(T) Diesel | 1995 | 4 | | Aska Fargo | | 84,000 | 2,50 2,00 4,00 | 913 CR 911 4CR 947 EX CR |  | 121 079 0028 00 15 21 | 4 | STD 0,25 0,50 |
| 4FB1 Diesel | 1817 | 4 | | Gemini | | 84,000 | 2,50 2,00 4,00 | 910 4CR 911 4CR 947 EX CR |  | 121 079 0029 00 15 21 | 4 | STD 0,25 0,50 |
| 4FB1 Diesel | 1817 | 4 | | Gemini | | 84,000 | 2,50 2,00 4,00 | 910 CR S 911 CR 947 EX NIT S |  | 121 079 0064 00 15 21 | 4 | STD 0,25 0,50 |
| Motor X22SE | 2200 | 4 | | Amigo Rodeo ELF2.2 | | 86,000 | 1,50 1,50 3,00 | 910 IF CR S 931 P 777 CR S |  | 120 035 0032 00 21 29 | 1 | STD 0,50 1,00 |
| C190 C240 Diesel | 1951 | 4 | | Elf TLD 13 TLD43 chrome plated Cylinder | | 86,000 | 2,00 2,00 2,00 5,00 | 911 3CR 931 P 931 P 947 EX TEF |  | 121 079 0030 00 | 4 | STD |
| C190 C240 Diesel | 1951 | 4 | | Elf chrome plated Cylinder | | 86,000 | 2,00 2,00 2,00 5,00 | 911 P 911 P 931 P 947 EX TEF |  | 121 079 0065 00 | 4 | STD |
| C190 C240 Diesel | 1951 | 4 | | Elf150 Elf250 | | 86,000 | 2,50 2,00 5,00 | 910 4CR 911 IW CR 947 EX CR |  | 121 079 0031 00 15 21 | 4 | STD 0,25 0,50 |
| C190 C240 Diesel | 1951 | 4 | | Elf150 Elf250 chrome plated Cylinder | | 86,000 | 2,50 2,00 5,00 | 910 3CR 931 P 947 EX TEF |  | 121 079 0032 00 | 4 | STD |



ISUZU

Globally reliable

| | ccm | | | | | | | | | | | |
|---------------------|------|---|------------------------------|--|--------|--------|----------------------|--|--|-----------------|---|---------------------|
| G200ZN Gasoline | 2000 | 4 | | LUV Trooper | | 87,000 | 1,50 1,50 4,00 | 910 CR S 911 CR 777 CR S | | 121 079 0007 00 | 4 | STD 0,25 0,50 |
| G200 Gasoline | 2000 | 4 | | | | 87,000 | 2,00 2,00 4,00 | 910 CR 911 CR 777 CR S | | 121 079 0006 00 | 4 | STD 0,25 0,50 |
| Motor | 2400 | 4 | | D-Max 2.4 | | 87,500 | 1,20 1,20 2,50 | 910 NIT S 931 P 777 CR S | | 121 079 0041 00 | 1 | STD 0,50 |
| Dieselmotor 6DE1 | 2958 | 6 | 125 - 130 kW 170 - 177 PS | | | 87,500 | 2,50 1,50 3,00 | 910 CR P 931 P 947 EX NIT S | | 121 079 0088 00 | 6 | STD |
| 4ZC1 Gasoline | 1944 | 4 | | Farge ASKA | | 88,000 | 1,50 1,50 4,00 | 910 CR S 911 P 777 CR S | | 121 079 0009 00 | 4 | STD 0,25 0,50 |
| C223 Diesel 4FD1 | 2238 | 4 | | Rodeo Bighorn | | 88,000 | 2,00 2,00 4,00 | 910 CR 931 CR 947 EX CR | | 121 079 0038 00 | 4 | STD 0,25 0,50 |
| C223 Diesel | 2238 | 4 | | Rodeo Bighorn chrome plated Cylinder | | 88,000 | 2,00 2,00 4,00 | 910 P 931 P 947 EX TEF | | 121 079 0039 00 | 4 | STD |
| C223 4JB 4JC Diesel | 2238 | 4 | | chrome plated Cylinder | | 88,000 | 2,00 2,00 4,00 | 910 3CR 931 FE 947 EX TEF | | 121 079 0068 00 | 4 | STD |
| C223 Diesel | 2238 | 4 | | Rodeo Bighorn | | 88,000 | 2,50 2,00 4,50 | 910 4CR 931 4CR 947 EX CR | | 121 079 0036 00 | 4 | STD 0,25 0,50 |
| C223 Diesel | 2238 | 4 | | Rodeo Bighorn chrome plated Cylinder | | 88,000 | 2,50 2,00 4,50 | 910 3CR 931 3CR 947 EX TEF | | 121 079 0037 00 | 4 | STD |
| C223T Diesel | 2238 | 4 | | Faster Hi pack van | | 88,000 | 2,50 2,00 4,00 | 910 4CR 931 CR 947 EX CR | | 121 079 0040 00 | 4 | STD 0,25 0,50 |
| C223T Diesel | 2238 | 4 | | Faster Hi pack van | | 88,000 | 2,50 2,00 4,00 | 913 CR 911 CR 947 EX CR | | 121 079 0067 00 | 4 | STD 0,25 0,50 |
| LF6 Gasoline | | 4 | | | | 89,000 | 1,50 1,50 3,00 | 910 CR 911 IF U FE 777 CR S | | 121 079 0015 00 | 4 | STD 0,25 0,50 |
| 4ZD1 Gasoline | 2300 | 4 | | Trooper | | 89,300 | 1,50 1,50 4,00 | 910 NIT S 911 CR 777 NIT S | | 121 079 0010 00 | 4 | STD 0,25 0,50 |
| 4ZD1 Gasoline | 2300 | 4 | | Trooper | | 89,300 | 1,50 1,50 4,00 | 910 CR S 911 CR 777 CR S | | 121 079 0016 00 | 4 | STD 0,25 0,50 |
| 4FG1-1 Diesel | 2400 | 4 | | Fargo | | 89,300 | 2,00 2,00 4,00 | 910 NIT S 911 CR 947 EX CR S | | 121 079 0056 00 | 4 | STD 0,25 0,50 |
| 4ZE1 Gasoline | | 4 | | MU | | 92,600 | 1,50 1,50 4,00 | 910 NIT S 911 CR 777 NIT S | | 121 079 0011 00 | 4 | STD 0,25 0,50 |
| 4JB1 Diesel | 2771 | 4 | | Truck Elf 150 chrome plated Cylinder | | 93,000 | 2,00 2,00 4,00 | 910 FE 931 FE 947 EX TEF | | 121 079 0042 00 | 4 | STD |
| 4JB1 Diesel | 2771 | 4 | | Truck Elf 150 | | 93,000 | 2,00 2,00 4,00 | 910 CR 931 FE 947 EX TEF | | 121 079 0086 00 | 4 | STD 0,25 0,50 |
| Dieselmotor 4JB1 | 2771 | 4 | 42 kW (57 PS) | Truck 2.8 D Elf 2.8 D | 10/85- | 93,000 | 3,00 2,00 3,00 | 914 FE 931 FE 947 EX P | | 121 079 0090 00 | 4 | STD |
| Motor 6VE1 | 3494 | 6 | 169 kW 230 PS | AXIOM | | 93,400 | 1,20 1,20 2,00 | 910 NIT S IF 931 FE 947 EX NIT S | | 121 079 0020 00 | 6 | STD |
| 6VD1 Gasoline | 3165 | 6 | | Trooper | | 93,400 | 1,50 1,50 4,00 | 910 CR S 931 FE 777 CR S | | 121 079 0017 00 | 6 | STD 0,25 0,50 |
| 6VE1 Gasoline | 3194 | 6 | | Rodeo Sport | | 93,400 | 1,50 1,50 3,00 | 910 CR S 911 FE 777 CR S | | 121 079 0018 00 | 6 | STD 0,25 0,50 |
| Dieselmotor 4JJ1-TC | 2999 | 4 | | Truck Elf | | 95,400 | 2,00 1,50 3,00 | 913 NIT S 911 NIT S 947 EX NIT S | | 121 079 0021 00 | 4 | STD 0,50 |
| Dieselmotor 4JJ1-TC | 2999 | 4 | | Truck Elf | | 95,400 | 2,00 1,50 3,00 | 913 CR S 911 P 947 EX NIT S | | 121 079 0073 00 | 4 | STD 0,50 |

|  | ccm |  |  |  |  |  |  |  |  |  |  | |
|---|------|---|---|---|---|--|---|---|---|---|---|-----|
| 4JG1 Diesel | | 4 | | chrome plated Cylinder | | 95,400 | 2,00 2,00 4,00 | 910 FE 911 FE 947 EX P |  | 121 079 0057 00 | 4 | STD |
| 4JG2 Diesel | | 4 | | Bighorn Elf chrome plated Cylinder | | 95,400 | 2,30 2,00 4,00 | 914 FE 911 FE 947 EX FE |  | 121 079 0069 00 | 4 | STD |
| 4JX1 Diesel | 2999 | 4 | | | | 95,400 | 2,45 2,00 4,00 | 914 CR 911 IW CR 947 EX NIT S |  | 121 079 0070 00 | 4 | STD |
| 4JG2 Diesel | | 4 | | Bighorn Elf chrome plated Cylinder | | 95,400 | 2,50 2,00 4,00 | 910 IF FE 911 IF FE 947 EX NIT S |  | 121 079 0058 00 | 4 | STD |
| 4JH1 Diesel | | 4 | | chrome plated Cylinder | | 95,400 | 2,50 2,00 3,00 | 910 FE 931 FE 947 EX NIT S |  | 121 079 0071 00 | 4 | STD |
| 4JG2 Diesel | | 4 | | Bighorn Elf | | 95,400 | 2,50 2,00 4,00 | 910 IF CR 911 IF FE 947 EX NIT S |  | 121 079 0072 00 | 4 | STD |
| Dieselmotor C330 | 3300 | 4 | | Elf 250, Chromard Liner | | 98,000 | 3,00 2,50 5,00 | 910 3CR 931 P 947 EX P |  | 121 079 0022 00 | 4 | STD |
| 4BA1 Diesel | 2775 | 4 | | Elf TLD26-64 chrome plated Cylinder | | 98,000 | 3,00 2,50 5,00 | 910 3CR 931 FE 947 EX FE |  | 121 079 0043 00 | 4 | STD |
| DA120 Diesel | 6126 | 6 | | Industrial | | 100,000 | 3,00 2,50 2,50 5,00 | 910 CRI 911 IW FE 931 B FE 947 EX CR |  | 121 079 0074 00 | 6 | STD |
| 6BD1MT Diesel | 5393 | 6 | | Marine chrome plated Cylinder | | 102,000 | 2,50 2,50 5,00 | 913 FE 911 FE 947 EX FE |  | 121 079 0045 00 | 6 | STD |
| 4BD2 Diesel | | 4 | | chrome plated Cylinder | | 102,000 | 3,00 2,00 4,00 | 910 3CR 911 NIT S 947 EX NIT S |  | 121 079 0075 00 | 4 | STD |
| 6BD1 6BB1 Diesel | 5393 | 6 | | Truck Tractor chrome plated Cylinder | | 102,000 | 3,00 2,50 5,00 | 911 3CR 931 FE 947 EX FE |  | 121 079 0044 00 | 6 | STD |
| 4BB1 Diesel | 3595 | 4 | | Elf Journey chrome plated Cylinder | | 102,000 | 3,00 2,50 5,00 | 911 3CR 931 P 947 EX FE |  | 121 079 0046 00 | 4 | STD |
| 4BC Diesel | 3268 | 4 | | Elf Journey chrome plated Cylinder | | 102,000 | 3,00 2,50 5,00 | 910 3CR 931 FE 947 EX FE |  | 121 079 0047 00 | 4 | STD |
| 6BF1 Diesel | 6130 | 6 | | Forward chrome plated Cylinder | | 105,000 | 3,00 2,50 5,00 | 911 3CR 931 FE 947 EX FE |  | 121 079 0048 00 | 6 | STD |
| 4BE1 Diesel | 3636 | 4 | | Elf 2 ton chrome plated Cylinder | | 105,000 | 3,00 2,50 5,00 | 910 3CR 931 FE 947 EX FE |  | 121 079 0049 00 | 4 | STD |
| 6BG1 Diesel | 6494 | 6 | | Forward (FRS12) | | 105,000 | 3,00 2,50 4,00 | 911 3CR 931 FE 947 EX FE |  | 121 079 0076 00 | 6 | STD |
| Dieselmotor 6BG1-TC | 6494 | 6 | | Truck Forward, For Chromard Liner | | 105,000 | 3,31 2,50 2,50 4,00 | 914 3CR 911 IW P 931 B P 948 EX P |  | 121 079 0033 00 | 6 | STD |
| 6BG1-TC Diesel | 6494 | 6 | | Forward chrome plated Cylinder | | 105,000 | 3,50 2,50 4,00 | 910 3CR 931 FE 947 EX FE |  | 121 079 0059 00 | 6 | STD |
| 6HE1 Diesel | 7127 | 6 | | Forward | | 110,000 | 3,00 2,50 4,00 | 910 4CR 931 CR 947 EX NIT S |  | 121 079 0060 00 | 6 | STD |
| 6HE1-TC Diesel | 7172 | 6 | | Forward | | 110,000 | 3,84 3,00 2,50 3,00 | 914 CR 910 IW CR 931 CR 947 EX NIT S |  | 121 079 0077 00 | 6 | STD |
| 6HE1-TC Diesel | 7172 | 6 | | Forward | | 110,000 | 3,84 3,00 2,50 3,00 | 914 CR 910 IW CR 931 CR 947 EX NIT S |  | 121 079 0078 00 | 6 | STD |
| 6HE1-TC Diesel | 7172 | 6 | | Forward | | 110,000 | 3,84 3,00 2,50 4,00 | 914 CR 910 IW 4CR 931 CR 947 EX NIT S |  | 121 079 0079 00 | 6 | STD |



ISUZU

Globally reliable

| | ccm | | | | | | | | | | | |
|-------------------------------|-------|---|--|--------------------|--|---------|------------------------------|--|--|-----------------------------|---|---------------------|
| 4HE1-TC Diesel | | 4 | | | | 110,040 | 3,00 2,00 1,20 3,00 | 913 CR S 911 NIT S 911 NIT S 947 EX NIT S | | 121 079 0080 00 | 4 | STD |
| 4HE1 Diesel | | 4 | | Elf NPR | | 110,040 | 3,00 2,50 4,00 | 913 CR S 911 CR P 947 EX NIT S | | 121 079 0081 00 | 4 | STD |
| 4HF1 Diesel | 4334 | 4 | | Truck Elf | | 112,000 | 3,00 2,50 4,00 | 910 4CR 931 CR 947 EX NIT S | | 121 079 0061 00 | 4 | STD |
| 4HF1 Diesel | 4334 | 4 | | Elf 66 | | 112,000 | 3,00 2,50 4,00 | 913 CR S 931 CR 947 EX NIT S | | 121 079 0082 00 | 4 | STD |
| 6HK1-TC Diesel | | 6 | | | | 115,000 | 2,95 2,00 2,50 3,00 | 914 CR S 911 IW NIT S 931 CR 947 EX NIT S | | 121 079 0083 00 | 6 | STD |
| Dieselmotor 4HL1 | 4777 | 4 | | Elf, Forward | | 115,000 | 3,00 2,00 3,00 | 910 NIT S 911 CR S 947 EX NIT S | | 121 079 0034 00 21 | 4 | STD 0,50 |
| 8PB1 10PB1 12PB1 Diesel | 11217 | 8 | | | | 115,000 | 3,00 2,50 4,00 | 910 4CR 931 CR 947 EX CR | | 121 079 0050 00 | 8 | STD |
| 6SA-T 6SA-1 Diesel | 8413 | 6 | | Forward 200 PS | | 115,000 | 3,00 2,50 4,00 | 910 4CR 931 CR 947 EX CR | | 121 079 0051 00 | 6 | STD |
| 4HG1 Diesel | | 4 | | | | 115,000 | 3,00 2,50 4,00 | 913 CR S 931 CR 947 EX NIT S | | 121 079 0062 00 | 4 | STD |
| 4HF1-LPG Diesel | | 4 | | | | 115,000 | 3,00 2,50 3,00 | 910 4CR 931 CR 947 EX NIT S | | 121 079 0084 00 | 4 | STD |
| Dieselmotor 6HF1-CNG | 7790 | 6 | | CNG Truck | | 115,000 | 3,50 2,50 4,00 | 910 NIT S 931 CR 947 EX NIT S | | 121 079 0035 00 21 | 6 | STD 0,50 |
| 6HH1 Diesel | 8226 | 6 | | | | 115,000 | 3,50 2,50 4,00 | 910 4CR 931 CR 947 EX NIT S | | 121 079 0085 00 | 6 | STD |
| 6RA1 . 2 6RB1 . 2 Diesel | 12023 | 6 | | SHM CXM SBM CXM | | 135,000 | 4,00 2,50 5,00 | 910 CR 931 CR 947 EX CR | | 121 079 0053 00 15 21 | 6 | STD 0,25 0,50 |















siehe / see / voir
FIAT- IVECO + KHD



JAGUAR

Globally reliable

| | ccm | | | | | | | | | | | |
|--|------|---|---------------------------------|--|-------------|--------|----------------------|--|--|-----------------------|---|-------------|
| Dieselmotor AJD | 2720 | 6 | 152 kW (207 PS) | S-TYPE (CCX) 2.7 D | 06/04-10/07 | 81,000 | 2,00 2,00 2,00 | 910 IF CKS 911 IF U P 947 EX NIT S | | 120 037 0028 00 21 | 1 | STD 0,50 |
| Dieselmotor AJD | 2720 | 6 | 152 kW (207 PS) | XF (_J05_, CC9) 2.7 D | 03/08- | | | | | | | |
| Dieselmotor AJD | 2720 | 6 | 152 kW (207 PS) | XJ (X350, X358) 6 2,7 D | 10/05-03/09 | | | | | | | |
| Dieselmotor 306DT, AJV6D | 2993 | 6 | 177 kW (241 PS) | XF (_J05_, CC9) 3.0 D | 03/09- | 84,000 | 2,00 2,00 2,00 | 910 IF CKS 911 IF U 947 EX NIT S | | 120 037 0060 00 21 | 1 | STD 0,50 |
| Dieselmotor 306DT, AJV6D | 2993 | 6 | 202 kW (275 PS) | XF (_J05_, CC9) 3.0 D | 03/09- | | | | | | | |
| Dieselmotor 306DT, AJV6D | 2993 | 6 | 177 kW (241 PS) | XF (_J05_, CC9) 3.0 D AWD | 03/12- | | | | | | | |
| Dieselmotor 306DT, AJV6D | 2993 | 6 | 177 kW (241 PS) | XF SPORTBRAKE (CC9) 3.0 D | 09/12- | | | | | | | |
| Dieselmotor 306DT, AJV6D | 2993 | 6 | 202 kW (275 PS) | XF SPORTBRAKE (CC9) 3.0 D | 09/12- | | | | | | | |
| Dieselmotor AJV6D | 2993 | 6 | 155 kW (211 PS) | XF (_J05_, CC9) 3.0 D | 03/09- | | | | | | | |
| Dieselmotor AJV6D | 2993 | 6 | 202 kW (275 PS) | XJ (X35_, _J12_, _J24_) 3.0 V6 D | 10/09- | | | | | | | |
| Dieselmotor 224DT | 2179 | 4 | 120 kW - 147 kW (163-200 PS) | XF 2.2 D | 04/11-04/15 | 85,000 | 2,50 2,00 2,00 | 916 CKS 911 IF U 947 EX NIT S | | 120 037 0067 00 | 1 | STD |
| Motor 204PT | 1999 | 4 | 147 kW (200 PS) | XE 2.0 | 03/15- | 87,500 | 1,20 1,20 2,00 | 910 NIT S PVD 931 FE S 777 NIT S | | 120 021 0020 00 | 1 | STD |
| Motor 204PT 2nd ring height 1,20 | 1999 | 4 | 177 kW (240 PS) | XJ 2.0, XF 2.0, XF SPORTBRAKE 2.0 T, XF 2.0 Premium Luxury | 05/12- | 87,500 | 1,20 1,20 2,00 | 910 NIT S 931 P 777 NIT S | | 120 021 0073 00 21 | 1 | STD 0,50 |
| Motor 204PT 2nd ring height 1,50 | 1999 | 4 | 177 kW (240 PS) | XJ 2.0, XF 2.0, XF SPORTBRAKE 2.0 T, XF 2.0 Premium Luxury | 05/12- | 87,500 | 1,20 1,50 2,00 | 910 NIT S 931 P 947 EX NIT S | | 120 021 0074 00 21 | 1 | STD 0,50 |


















|  | ccm |  |  |  |  |  |  |  |  |  |  | |
|---|------|---|---|---|---|---|---|---|---|---|---|-------------|
| Dieselmotor OM 651.925 | 2143 | 4 | 120 kW (163 PS) | Compass (MK49) 2.2 CRD 4x4 | 12/10- | 83,000 | 2,00 1,75 2,00 | 910 IF CKS 911 IF U CR 947 EX NIT S |  | 120 010 0071 00 21 | 1 | STD 0,50 |










































JOHN DEERE
















Globally reliable

















| | ccm | | | | | | | | | | | |
|---------------------------------------|------|---|--|---|-------|---------|--------------------------------------|---|--|-----------------------|---|-------------|
| Dieselmotor 153.310/510 | 2490 | 3 | 23,5/ 29,5 kW (32/40 PS) | 820, 920 | | 98,000 | 2,38 2,38 5,00 | 910 CR 911 P 947 EX CR P | | 120 345 0001 00 | 1 | STD |
| Dieselmotor 204, 710 | 3320 | 4 | 37 kW (50 PS) | Traktor T 100/ 1.010, HJ-LO, 220 Crawler, JD 450, Skidder 440, Traktor T 700 3120 | 64-67 | | | | | | | |
| Dieselmotor 6303 DL 01 | 4975 | 6 | 59,5 kW (81 PS) | | | | | | | | | |
| Dieselmotor A 6.354 | 5800 | 4 | 64/70/76,5/ 81 kW (87/95/104/ 110 PS) | Mährescher, 630, 730 | | 98,480 | 2,38 2,38 2,38 6,33 6,33 | 910 IF CR 911 IF P 911 IF P 947 P 946 P | | 120 036 0007 00 08 | 1 | STD 0,10 |
| Dieselmotor 3164 DL 01, JD 164 | 2696 | 3 | 41 kW (56 PS) | Schlepper 1520 | | 102,000 | 3,16 2,38 5,00 | 914 CR 911 IF P 947 EX CR | | 120 345 0003 00 | 1 | STD |
| Dieselmotor 3164 DL 03 | 2690 | 3 | 26-37,5 kW (35-51 PS) | Traktor 830, 930, 1020, 1030, 1035, 1120, 1130, 1530, 2020, 2040, 890, 925, 930 Schlepper 2030, 2120 | 67- | | | | | | | |
| Dieselmotor 4219 DL 01 | 3588 | 4 | 53 kW (72 PS) | | | | | | | | | |
| Dieselmotor 4219 DL 03, 09 | 3590 | 4 | 50 kW (68 PS) | Traktor 2030, 2035, 2440, 3030, 3130, 935, JD 410, JD 400 AJ | 68- | | | | | | | |
| Dieselmotor 6329 DL 01, JD 329 | 5395 | 6 | 66 kW (90 PS) | Traktor 1520, 2120, 2030, 2520, 3120 | 68-73 | | | | | | | |
| Dieselmotor 6329 DL 03 | 5380 | 6 | 63/65,5/ 68 kW (86/89/ 92 PS) | Traktor 3030, 3130, 3135, 4030, 955, Combine 6600 | 73- | | | | | | | |
| Dieselmotor 300 NA, 3179 D | 2940 | 3 | 28-41 kW (38-56 PS) | | | 106,500 | 3,16 2,38 3,50 | 914 CR P 911 IF P 947 EX CR P | | 120 345 0002 00 | 1 | STD |
| Dieselmotor 300 NA, 4039 D | 3920 | 4 | 60 kW (80 PS) | | | | | | | | | |
| Dieselmotor 300 NA, 4045 D | 4524 | 4 | 63 kW (85 PS) | | | | | | | | | |
| Dieselmotor 300 NA, 6059 D | 5878 | 6 | 89 kW (120 PS) | | | | | | | | | |
| Dieselmotor 300 NA, 6068 D | 6786 | 6 | 97 kW (130 PS) | | | | | | | | | |
| Dieselmotor 3239 DL 01 | 2938 | 3 | 41 kW (56 PS) | 3030, 3040, 3050, 3130, 3140, 3350, 3640 | | | | | | | | |
| Dieselmotor 4239 DL 01 | 3918 | 4 | 46-55 kW (62-75 PS) | 840, 940, 1040, 1140, 1350, 1447, 1550, 1630, 1640, 1745, 1750, 1840, 1845, 1850, 1950, 2040, 2130, 2140, 2250, 2450, 2650, 2850, 4050 | | | | | | | | |
| Dieselmotor 4239 T/TL | 3920 | 4 | 60/67 kW (82/91 PS) | 840, 940, 1040, 1140, 1350, 1447, 1550, 1630, 1640, 1745, 1750, 1840, 1845, 1850, 1950, 2040, 2130, 2140, 2250, 2450, 2650, 2850, 3030, 3040, 3050, 3130, 3140, 3350, 3640, 4050 | | | | | | | | |
| Dieselmotor 6359 DL 01/DL/TZ 01/02 | 5876 | 6 | 66-82,5 kW (90-112 PS) | 1040, 1140, 1350, 1447, 1550, 1630, 1640, 1745, 1750, 1840, 1845, 1850, 1950, 2030, 2040, 2130, 2140, 2250, 2450, 2650, 2850, 3040, 3140 | 73- | | | | | | | |
| Dieselmotor 6359 T | 5880 | 6 | 82/102 kW (112/139 PS) | 840, 940, 1040, 1350, 1447, 1550, 1630, 1640, 1745, 1750, 1840, 1845, 1850, 1950, 2040, 2130, 2140, 2250, 2450, 2650, 2850, 3030, 3040, 3050, 3130, 3140, 3350, 3640, 4040, 4050 | | | | | | | | |

|  | ccm |  |  |  |  |  |  |  |  |  |  | |
|---|-------|---|---|---|---|--|---|---|---|---|---|-----|
| Dieselmotor | 13565 | V10 | 191,5 kW (260 PS) | | | 120,000 | 3,00 | 913 CR P |  | 120 048 0001 00 | 1 | STD |
| Dieselmotor 5320, 5410, 5511, 53202, 53212 | 10850 | V8 | 155 kW (211 PS) | 740 | | | 3,00 | 913 CR P |  | | | |
| Dieselmotor 7401, 7-40 | 10852 | V8 | 132/ 154,5 kW (180/210 PS) | Bus PA 3-4202, KAB 3-5252 | | | 5,00 | 947 EX CR P |  | | | |
| Dieselmotor 740 | | V8 | | | | 120,000 | 3,50 | 914 CR P |  | 120 048 0002 00 | 1 | STD |
| Dieselmotor 7403 | | V8 | | | | | 3,00 | 917 CR |  | | | |
| Dieselmotor 7409 | | V8 | | | | | 4,00 | 947 EX CR |  | | | |





















| | ccm | | | | | | | | | | | |
|---|------|---|----------------------------|---|--|--------|--------------------------------------|---|--|-----------------|---|---------------------|
| Dieselmotor F 4 M 1008 | | 4 | | | | 72,000 | 2,00 2,00 3,00 | 910 CR 911 P 947 EX P | | 120 015 0004 00 | 1 | STD |
| Dieselmotor F3M 1008 | | 3 | | | | | | | | | | |
| Dieselmotor F1L 208 D | | 1 | | | | 80,000 | 2,50 2,50 5,00 | 910 CR P 911 P 777 CR S | | 120 015 0044 00 | 1 | STD |
| Dieselmotor F1L 208F | | 1 | | Stationary engine | | 82,000 | 2,50 2,00 3,00 | 910 IF CR 911 P 947 EX CR | | 120 015 0056 00 | 1 | STD |
| Dieselmotor F2L 208F | | | | Stationary engine | | | | | | | | |
| Dieselmotor F1L 310 | | 1 | | | | 85,000 | 2,00 2,00 2,00 5,00 | 910 CR P 911 FE 911 FE 948 P | | 120 015 0016 00 | 1 | STD 0,50 1,00 |
| Dieselmotor F2L 310 | | 2 | | | | | | | | | | |
| Dieselmotor F3L 310 | | 3 | | | | | | | | | | |
| Dieselmotor F4L 310 | | 4 | | | | | | | | | | |
| Dieselmotor F 1 L 410 D | 635 | 1 | 9 kW (12,5 PS) | | | 90,000 | 2,50 2,50 2,50 5,00 | 914 IW CR 911 FE 911 FE 947 EX FE | | 120 015 0005 00 | 1 | STD 0,50 1,00 |
| Dieselmotor F1L 612 | | 1 | | | | 90,000 | 2,50 2,50 2,50 5,00 5,00 | 910 IF CR 911 FE 930 FE 948 P 948 P | | 120 015 0028 00 | 1 | STD |
| Dieselmotor F2L 612 | | 2 | | | | | | | | | | |
| Dieselmotor F3L 612 | | 3 | | | | | | | | | | |
| Dieselmotor F2L 1011, F2L 1011 F | 1366 | 2 | 20 - 22 kW 27 - 30 PS | | | 91,000 | 2,00 2,00 3,00 | 910 CR 911 FE 947 EX | | 120 015 0012 00 | 1 | STD 0,50 1,00 |
| Dieselmotor F3L 1011, F 3L 1011 F | 2049 | 3 | 16 - 33 kW 22 - 45 PS | | | | | | | | | |
| Dieselmotor F4L 1011, F4L 1011 F | 2730 | 4 | 24 - 47 kW 33 - 64 PS | | | | | | | | | |
| Dieselmotor BF3M 1011F | 2184 | 3 | 45,5 kW (61,9 PS) | | | 91,000 | 3,00 2,00 3,00 | 914 CR P 911 IF FE 947 EX CR | | 120 015 0047 00 | 1 | STD |
| Dieselmotor BF3M1011 F | 2184 | 3 | | | | | | | | | | |
| Dieselmotor BF4L1011F, BF4L1011FT BF4M1011F | 2730 | 4 | 48,1 kW (65,4 PS) | | | | | | | | | |
| Dieselmotor BF4M 1011F | 2910 | 4 | 61 kW (83 PS) | | | | | | | | | |
| Dieselmotor F2M 1011 F | 1370 | 2 | 22,6 kW (30,7 PS) | | | | | | | | | |
| Dieselmotor F2L 1011 | 1366 | 2 | 20 - 22 kW 27 - 30 PS | | | 91,000 | 3,00 2,50 3,50 | 910 CR S 911 FE 947 EX CR | | 120 015 0008 00 | 1 | STD 0,50 |
| Dieselmotor F3L 1011 | 2049 | 3 | 16 - 33 kW 22 - 45 PS | | | | | | | | | |
| Dieselmotor F4L 1011 | 2732 | 4 | 24 - 47 kW 33 - 64 PS | | | | | | | | | |
| Dieselmotor BFL 1011E | 2732 | 4 | | | | 91,000 | 3,00 2,50 3,50 | 914 CR 911 FE 947 EX CR | | 120 015 0011 00 | 1 | STD |
| Dieselmotor BFL 1011T | 2732 | 4 | | | | | | | | | | |
| Dieselmotor D 2.9 L4 For OE No. 0413-2334 | 2900 | 4 | 36,4 kW | mobile Arbeitsmaschinen (mobile engine) | | 92,000 | 2,00 2,00 3,00 | 910 CKS 911 IF U 947 EX CR | | 120 015 0020 00 | 1 | STD 0,50 |
| Dieselmotor F1L 411D | 698 | 1 | | | | 92,000 | 2,50 2,50 2,50 5,00 | 914 CR 911 P 911 P 947 EX CR | | 120 015 0017 00 | 1 | STD 0,50 |
| Dieselmotor F2L 411D | 1395 | 2 | 4,8-17,7 kW (6,5-24 PS) | | | | | | | | | |
| Dieselmotor TCD 2.9 L4 For OE No. 0413-2333 | 2900 | 4 | 55,4 kW | Landtechnik (agriculture engine) | | 92,000 | 3,00 2,00 3,00 | 914 IF CKS 911 IF U 947 EX CR | | 120 015 0014 00 | 1 | STD 0,50 |
| Dieselmotor TD 2.9 L4 For OE No. 0413-2333 | 2900 | 4 | 54 kW | Landtechnik (agriculture engine) | | | | | | | | |
| Dieselmotor M 2011, L 2011 BF 3 L 2011 | | 3 | 11,4 - 34,6kW | Einbaumotor | | 94,000 | 2,00 2,00 3,00 | 910 CR 911 IF U P 947 EX CR | | 120 015 0057 00 | 1 | STD |
| Dieselmotor M 2011, L 2011 BF 4 L 2011 | | 4 | 11,4 - 34,6kW | Einbaumotor | | | | | | | | |
| Dieselmotor M 2011, L 2011 | | 2 | 11,4 - 34,6kW | Einbaumotor | | | | | | | | |
| Dieselmotor BF4M 1012 | | 4 | | | | 94,000 | 3,00 2,00 3,00 | 914 CR 911 FE 947 EX CR | | 120 015 0022 00 | 1 | STD |
| Dieselmotor BF6M 1012 | | 6 | | | | | | | | | | |























|  | ccm |  |  |  |  |  |  |  |  |  |  | |
|---|------|---|---|---|---|--|---|---|---|---|---|------|
| Dieselmotor F1L 712 | | 1 | | | | 95,000 | 2,50 | 910 IF CR |  | 120 015 0001 00 | 1 | STD |
| Dieselmotor F2L 712 | | 2 | | | | | 2,50 | 911 IF P |  | 21 | | 0,50 |
| Dieselmotor F3L 712 | | 3 | | | | | 2,50 | 911 IF P |  | 29 | | 1,00 |
| Dieselmotor F4L 712 | | 4 | | | | | 5,00 | 947 EX P |  | | | |
| Dieselmotor F6L 712 | | 6 | | | | | 5,00 | 946 P |  | | | |
| Dieselmotor F 1 L 812 | 850 | 1 | 8/9 kW (11/12,2 PS) | Traktor D 15 | | 95,000 | 2,50 | 910 IF CR |  | 120 015 0018 00 | 1 | STD |
| Dieselmotor F 2 L 812 | 1700 | 2 | 14,5-22 kW (20-30 PS) | Traktor D 30, D 2505, D 3005 | | | 2,50 | 911 IF P |  | 21 | | 0,50 |
| Dieselmotor F 3 L 812 | 2550 | 3 | 24,5- 31,5 kW (33-43 PS) | Traktor D 4005, D 4505, D 40 | | | 2,50 | 911 IF P |  | 29 | | 1,00 |
| Dieselmotor F 4 L 812 | 3400 | 4 | 33-39 kW (45-53 PS) | Traktor D 50, D 5005, D 6005 | | | 5,00 | 947 EX P |  | | | |
| Dieselmotor F 6 L 812 | 5100 | 6 | 48,5- 73,5 kW (66-100 PS) | D 15, D 30/S, D 2505, S 3005, D 40L, D 40.1, D 4005, D 4505, D 50.1S, D 5005, D 5505, D 6005, D 8005, 90 D 7, 90 D 8, 90 D 9, 90 D 11, 100 D 7, 100 D 8, 100 D 9, 100 D 10, 100 D 11 | 63-67 | | | | | | | |
| Dieselmotor FL 210 | | 1 | | | | 95,000 | 2,50 | 910 IF CR |  | 120 015 0035 00 | 1 | STD |
| | | | | | | | 2,55 | 911 IF U |  | 21 | | 0,50 |
| | | | | | | | 5,00 | 947 EX P |  | | | |
| Dieselmotor D 2011 L 4 i TD 2011 L 4 i | 3620 | 4 | 46 - 56 kW | Stationary engine | 2006 | 96,000 | 3,00 | 914 IF CR |  | 120 015 0010 00 | 1 | STD |
| | | | | | | | 2,00 | 911 IF U FE |  | | | |
| | | | | | | | 3,00 | 947 EX CR |  | | | |
| Dieselmotor BF4M2013C | 3802 | 4 | 75-232 kW 100-326PS | Stationärmotor | | 98,000 | 3,00 | 914 IF CR |  | 120 015 0058 00 | 1 | STD |
| Dieselmotor BF6M2013 | 5702 | 6 | 75-232 kW 100-326PS | Stationärmotor | | | 2,00 | 911 IF U P |  | | | |
| Dieselmotor BF6M2013C | 5702 | 6 | 75-232 kW 100-326PS | Stationärmotor | | | 3,00 | 947 EX NIT |  | | | |
| Dieselmotor TCD 3.6 L4 For OE No. 0412-4493 | 3600 | 4 | 52,5 kW - 100 kW | Landtechnik (agriculture engine) | | 98,000 | 3,00 | 914 IW CKS |  | 120 015 0003 00 | 1 | STD |
| Dieselmotor TCD 3.6 L4 For OE No. 0412-4493 | 3600 | 4 | 55,4 kW - 100 kW | mobile Arbeitsmaschinen (mobile engine) | | | 2,03 | 911 IF U P |  | 21 | | 0,50 |
| Dieselmotor TD 3.6 L4 For OE No. 0412-4493 | 3600 | 4 | 55,4 kW | mobile Arbeitsmaschinen (mobile engine) | | | 3,00 | 947 EX CR |  | | | |
| Dieselmotor F2L 912 D | 1884 | 2 | | | | 100,000 | 2,50 | 914 CR S |  | 120 015 0040 00 | 1 | STD |
| Dieselmotor F3L 912 D | 2826 | 3 | | | | | 2,50 | 911 FE |  | | | |
| Dieselmotor F4L 912 D | 3768 | 4 | | | | | 2,50 | 911 FE |  | | | |
| Dieselmotor F5L 912 D | 4712 | 5 | | | | | 5,00 | 947 EX CR |  | | | |
| Dieselmotor F6L 912 D | 5652 | 6 | 27-82 kW (36-112 PS) | | | | | | | | | |
| Dieselmotor F1L 511 | | 1 | | | | 100,000 | 2,94 | 914 IF CR |  | 120 015 0046 00 | 1 | STD |
| Dieselmotor F2L 511 | | 2 | | | | | 2,00 | 911 IF U |  | 21 | | 0,50 |
| Dieselmotor F3L 912 | 2827 | 3 | 38 kW (52 PS) | | 06/96- | | 3,00 | 947 EX NIT |  | | | |
| Dieselmotor F4L 912 | 3770 | 4 | 51 kW (69 PS) | | 06/96- | | | | | | | |
| Dieselmotor F5L 912 | 4680 | 5 | 65 kW (88 PS) | | 06/96- | | | | | | | |
| Dieselmotor F6L 912 | 5616 | 6 | 78 kW (106 PS) | | 06/96- | | | | | | | |













|  | ccm |  |  |  |  |  |  |  |  |  |  | |
|---|------|---|---|--|---|--|---|---|---|---|---|-------------|
| Dieselmotor F 2 L 912 D | 1884 | 2 | 21-28 kW (29-38 PS) | D 2506, D 3006, D 2807, D 3607, DX 36 | | 100,000 | 2,94 2,03 3,50 | 914 IF CR 911 IF U 947 EX CR |  | 120 015 0038 00 21 | 1 | STD 0,50 |
| Dieselmotor F 3 L 912 D | 2826 | 3 | 26-43 kW (35-58,5 PS) | D 4006/A, D 4505/A, D 4506/A, D 5006/A, D 5206/A, 2002/A, D 4007, D 4507, D 4897, D 5207, DX 50/55/3.20/ 3.30 | | | | | | | | |
| Dieselmotor F 4 L 912 D | 3768 | 4 | 43-59 kW (58,5-80 PS) | D 5506, D 6006/A, D 6206/A, D 6806/A, D 7006/A, D 7206/A, 2003/A/S, 2004, D 7007, D 7207, DX 4.10/750 | | | | | | | | |
| Dieselmotor F 5 L 912 D | 4712 | 5 | 63-74 kW (85- 100,5 PS) | DX 85/90 | | | | | | | | |
| Dieselmotor F 6 L 912 D | 5652 | 6 | 59-82 kW (80-112 PS) | D 7506/A, D 8006/A, D 9006/A, D 9009/A, D 10006/A, 2005, DX 6.10/110/120 | 67- | | | | | | | |
| Dieselmotor F 6 L 912 D | 5652 | 6 | 59-82 kW (80-112 PS) | D 7506/A, D 8006/A, D 9006/A, D 9009/A, D 10006/A, 2005, DX 6.10/110/120 | 67- | | | | | | | |
| Dieselmotor BF4L 912 | | 4 | | | | 100,000 | 2,94 2,50 3,50 | 914 IF CR 911 FE 947 EX CR |  | 120 015 0050 00 21 | 1 | STD 0,50 |
| Dieselmotor BF6L 912 | | 6 | | | | | | | | | | |
| Dieselmotor F4L 912 | | 4 | | | | | | | | | | |
| Dieselmotor F6L 912 | | 6 | | | | | | | | | | |
| Dieselmotor F 1 L 511 D | 825 | 1 | 13 kW (17,5 PS) | | | 100,000 | 2,94 2,55 5,00 | 914 IF CR 911 IF U 947 EX CR |  | 120 015 0036 00 21 | 1 | STD 0,50 |
| Dieselmotor F 2 L 511 D | 1650 | 2 | 26 kW (35 PS) | | 78- | | | | | 29 | | 1,00 |
| Dieselmotor F 2 L 912 D | 1884 | 2 | 21-28 kW (29-38 PS) | D 2506, D 3006, D 2807, D 3607, DX 36 | | | | | | | | |
| Dieselmotor F 3 L 912 D | 2826 | 3 | 26-43 kW (35-58,5 PS) | D 4006/A, D 4505/A, D 4506/A, D 5006/A, D 5206/A, 2002/A, D 4007, D 4507, D 4897, D 5207, DX 50/55/ 3.20/3.30 | | | | | | | | |
| Dieselmotor F 4 L 912 D | 3768 | 4 | 43-59 kW (58,5-80 PS) | D 5506, D 6006/A, D 6206/A, D 6806/A, D 7006/A, D 7206/A, 2003/A/S, 2004 | | | | | | | | |
| Dieselmotor F 4 L 912 D | 3768 | 4 | 43-59 kW (58,5-80 PS) | D 5506, D 6006/A, D 6206/A, D 6806/A, D 7006/A, D 7206/A, 2003/A/S, 2004, D 7007, D 7207, DX 4.10/750 | | | | | | | | |
| Dieselmotor F 5 L 912 D | 4712 | 5 | 63-74 kW (85- 100,5 PS) | DX 85/90 | | | | | | | | |
| Dieselmotor F 6 L 912 D | 5652 | 6 | 59-82 kW (80-112 PS) | D 7506/A, D 8006/A, D 9006/A, D 9009/A, D 10006/A, 2005, DX 6.10/110/120 | 67- | | | | | | | |
| Dieselmotor F 2 L 912 D | 1884 | 2 | 21-28 kW (29-38 PS) | D 2506, D 3006, D 2807, D 3607, DX 36 | | 100,000 | 3,00 2,50 4,00 | 914 CR S 911 IF CR 947 EX CR |  | 120 015 0002 00 | 1 | STD |
| Dieselmotor F 3 L 912 D | 2826 | 3 | 26-43 kW (35-58,5 PS) | D 4006/A, D 4505/A, D 4506/A, D 5006/A, D 5206/A, 2002/A, D 4007, D 4507, D 4897, D 5207, DX 50/55/3.20/ 3.30 | | | | | | | | |
| Dieselmotor F 4 L 912 D | 3768 | 4 | 43-59 kW (58,5-80 PS) | D 5506, D 6006/A, D 6206/A, D 6806/A, D 7006/A, D 7206/A, 2003/A/S, 2004, D 7007, D 7207, DX 4.10/750 | | | | | | | | |
| Dieselmotor F 5 L 912 D | 4712 | 5 | 63-74 kW (85- 100,5 PS) | DX 85/90 | | | | | | | | |
| Dieselmotor F 6 L 912 D | 5652 | 6 | 59-82 kW (80-112 PS) | D 7506/A, D 8006/A, D 9006/A, D 9009/A, D 10006/A, 2005, DX 6.10/110/120 | 67- | | | | | | | |
| Dieselmotor F 6 L 912 D | 5652 | 6 | 59-82 kW (80-112 PS) | D 7506/A, D 8006/A, D 9006/A, D 9009/A, D 10006/A, 2005, DX 6.10/110/120 | 67- | | | | | | | |

|  | ccm |  |  |  |  |  |  |  |  |  |  | |
|---|------|---|---|--|---|--|---|---|---|---|---|-------------|
| Dieselmotor BF 6 L 912 | 5640 | 6 | 100 kW (136 PS) | D 8007/A, D 10006/A | 71- | 100,000 | 3,00 2,50 | 914 CR 911 FE |  | 120 015 0006 00 21 | 1 | STD 0,50 |
| Dieselmotor F 2 L 912 D | 1884 | 2 | 21-28 kW (29-38 PS) | D 2506, D 3006, D 2807, D 3607, DX 36 | | | 2,50 5,00 | 911 FE 947 EX CR |  | 29 | | 1,00 |
| Dieselmotor F 2 L 912 W | 1884 | 2 | 22-24 kW (30-33 PS) | | 72-80 | | | | | | | |
| Dieselmotor F 3 L 912 D | 2826 | 3 | 26-43 kW (35-58,5 PS) | D 4006/A, D 4505/A, D 4506/A, D 5006/A, D 5206/A, 2002/A, D 4007, D 4507, D 4897, D 5207, DX 50/55/3.20/3.30 | | | | | | | | |
| Dieselmotor F 3 L 912 W | 2826 | 3 | 35-37 kW (48-50 PS) | | | | | | | | | |
| Dieselmotor F 4 L 912 D | 3768 | 4 | 43-59 kW (58,5-80 PS) | D 5506, D 6006/A, D 6206/A, D 6806/A, D 7006/A, D 7206/A, D 7007, D 7207, DX 4.10/750 | | | | | | | | |
| Dieselmotor F 4 L 912 W | 3768 | 4 | 46-49,5 kW (62-67 PS) | | | | | | | | | |
| Dieselmotor F 5 L 912 D | 4712 | 5 | 63-74 kW (85- 100,5 PS) | DX 85/90 | | | | | | | | |
| Dieselmotor F 5 L 912 W | 4710 | 5 | 58-61 kW (79-83 PS) | | | | | | | | | |
| Dieselmotor F 6 L 912 D | 5652 | 6 | 59-82 kW (80-112 PS) | D 7506/A, D 8006/A, D 9006/A, D 9009/A, D 10006/A, 2005, DX 6.10/110/120 | 67- | | | | | | | |
| Dieselmotor F 6 L 912 W | 5652 | 6 | 69-73,5 kW (94-100 PS) | | 72-87 | | | | | | | |
| Dieselmotor F 1 L 511 D | 825 | 1 | 13 kW (17,5 PS) | | | 100,000 | 3,00 2,50 | 914 CR 911 FE |  | 120 015 0029 00 21 | 1 | STD 0,50 |
| Dieselmotor F 2 L 511 D | 1650 | 2 | 26 kW (35 PS) | | 78- | | 5,00 | 947 EX CR |  | 29 | | 1,00 |
| Dieselmotor F 2 L 912 D | 1884 | 2 | 21-28 kW (29-38 PS) | D 2506, D 3006, D 2807, D 3607, DX 36 | | | | | | | | |
| Dieselmotor F 3 L 912 D | 2826 | 3 | 26-43 kW (35-58,5 PS) | D 4006/A, D 4505/A, D 4506/A, D 5006/A, D 5206/A, 2002/A, D 4007, D 4507, D 4897, D 5207, DX 50/55/ 3.20/3.30 | | | | | | | | |
| Dieselmotor F 4 L 912 D | 3768 | 4 | 43-59 kW (58,5-80 PS) | D 5506, D 6006/A, D 6206/A, D 6806/A, D 7006/A, D 7206/A, 2003/A/S, 2004 | | | | | | | | |
| Dieselmotor F 4 L 912 D | 3768 | 4 | 43-59 kW (58,5-80 PS) | D 5506, D 6006/A, D 6206/A, D 6806/A, D 7006/A, D 7206/A, 2003/A/S, 2004, D 7007, D 7207, DX 4.10/750 | | | | | | | | |
| Dieselmotor F 5 L 912 D | 4712 | 5 | 63-74 kW (85- 100,5 PS) | DX 85/90 | | | | | | | | |
| Dieselmotor F 6 L 912 D | 5652 | 6 | 59-82 kW (80-112 PS) | D 7506/A, D 8006/A, D 9006/A, D 9009/A, D 10006/A, 2005, DX 6.10/110/120 | 67- | | | | | | | |
| Dieselmotor TCD 4.1 L04 4V For OE No. 0450-9331 | 4038 | 4 | 92 kW -122 kW (125-126 PS) | SAME FORTIS 160.4, SAME FORTIS 150.4, FENDT Vario 516, FENDT Vario 514, FENDT Vario 512, 513 | 07/12- | 101,000 | 2,50 2,00 3,00 | 914 IW CKS 911 IF U P 947 EX CR P |  | 120 015 0027 00 21 | 1 | STD 0,50 |
| Dieselmotor TCD 6.1 L06 4V For OE No. 0450-9331 | 6057 | 6 | 110 kW - 190 kW (150-258 PS) | DEUTZ-FAHR Series 6 6155, DEUTZ-FAHR Series 6 6190, DEUTZ-FAHR Series 7 7210 TTV, DEUTZ-FAHR Series 7 7230 TTV, DEUTZ-FAHR Series 7 7250 TTV, LAMBORGHINI MACH 210 VRT, LAMBORGHINI MACH 230 VRT, LAMBORGHINI MACH 250 VRT, SAME AUDAX ST 200, SAME FORTIS 150,160,180,190 | 01/12- | | | | | | | |

| | ccm | | | | | | | | | | | |
|----------------------------|------|---|---------------------------------|--|-------------|---------|------------------------------|---|--|-----------------|---|---------------------|
| Dieselmotor BF4M2012 | 4038 | 4 | 74,9 kW 86-103 kW 133-155 kW | Tractor | | 101,000 | 2,50 2,00 3,00 | 914 IF CR 911 IF U P 947 EX NIT | | 120 015 0059 00 | 1 | STD |
| Dieselmotor BF4M2012C | 4038 | 4 | 74,9 kW 86-103 kW 133-155 kW | Tractor | | | | | | | | |
| Dieselmotor BF6M2012C | 6057 | 6 | 74,9 kW 86-103 kW 133-155 kW | Tractor | | | | | | | | |
| Dieselmotor F3L 913 G | 1885 | 2 | | Stationärmotor | | 102,000 | 2,94 2,00 3,50 | 914 IF CR 911 IF P 947 EX CR | | 120 015 0054 00 | 1 | STD |
| Dieselmotor F6L 912 F | 2826 | 3 | | Stationary engine | | | | | | | | |
| Motor | | 6 | | | | | | | | | | |
| Motor | 3768 | 4 | | Fork Lift | | | | | | | | |
| Dieselmotor BFL913 | 4086 | 4 | | Stationärmotor | | 102,000 | 2,94 2,00 3,00 | 914 IF CR 911 IF U P 947 EX NIT S | | 120 015 0060 00 | 1 | STD |
| Dieselmotor BFL913 | 6182 | 6 | | Stationary engine | | | | | | | | |
| Dieselmotor BF4L 913 | 4086 | 4 | 74 kW (100 PS) | | | 102,000 | 2,94 2,03 3,50 | 914 IF CR 911 IF U 947 EX CR | | 120 015 0048 00 | 1 | STD |
| Dieselmotor BF6L 913 | 6120 | 6 | 112 kW (152 PS) | | | | | | | | | |
| Dieselmotor BF6L 913C | 6128 | 6 | 132 kW (180 PS) | | | | | | | | | |
| Dieselmotor F3L 913 | 3064 | 3 | 41 kW (56 PS) | | | | | | | | | |
| Dieselmotor F4L 913 | 4086 | 4 | 56 kW (76 PS) | | | | | | | | | |
| Dieselmotor F6L 913 | 6128 | 6 | 84 kW (114 PS) | | | | | | | | | |
| Dieselmotor F 3 L 913/MD/H | 3060 | 3 | 42/45 kW (57/61 PS) | Traktor D 3.50, D 6007 | | 102,000 | 2,94 2,55 5,00 | 914 IF CR 911 IF U FE 947 EX CR | | 120 015 0034 00 | 1 | STD 0,50 |
| Dieselmotor F 4 L 913/MD/H | 4086 | 4 | 55/64 kW (75/87 PS) | Traktor DXY 80/3.90, D 7807 | | | | | | | | |
| Dieselmotor F 6 L 913/MD/H | 6128 | 6 | 81-96 kW (110-130 PS) | DX 3.50/ 3.90/ 6.30, D 7807, DX 120 | 76- | | | | | | | |
| Dieselmotor F 3 L 912 F | 3064 | 3 | 43 kW (58,5 PS) | | | 102,000 | 2,94 2,55 3,50 | 914 IF CR 911 FE 947 EX CR | | 120 015 0037 00 | 1 | STD 0,50 |
| Dieselmotor F 4 L 912 F | 4086 | 4 | 62 kW (84 PS) | | | | | | | | | |
| Dieselmotor F 5 L 912 F | 5107 | 5 | 78 kW (106 PS) | | | | | | | | | |
| Dieselmotor F 6 L 912 F | 6128 | 6 | 92 kW (125 PS) | | | | | | | | | |
| Dieselmotor BF 4 L 913/C | 4086 | 4 | 64 kW (87 PS) | Traktor DX 4.70, DX 80, Baureihe 90 | 01/73- | 102,000 | 2,94 3,00 3,50 | 914 IF CR 914 CR 947 EX CR | | 120 015 0033 00 | 1 | STD 0,50 |
| Dieselmotor BF 4 L 913/C | 4086 | 4 | 64-92 kW (87-126 PS) | | | | | | | | | |
| Dieselmotor BF 6 L 913/C | 6128 | 6 | 131 kW (178 PS) | | 80- | | | | | | | |
| Dieselmotor BF 6 L 913/C | 6129 | 6 | 107/ 117,5 kW (145/160 PS) | | 73- | | | | | | | |
| Dieselmotor BF 6 L 913/C | 6129 | 6 | 131 kW (178 PS) | 13006 A, M 30 M 8 FL, M 160 L 81, M 160 M 13 FL, M 168 M 8 FLL, DX 4.70, DX 80 | 73- | | | | | | | |
| Dieselmotor DF 4 L 913/C | 4086 | 4 | 64 kW (87 PS) | | 73- | | | | | | | |
| Dieselmotor BF4L 913 | 4086 | 4 | | DX 4.70, DX 80 | | 102,000 | 2,94 3,00 3,50 | 914 IF CR 911 FE 947 EX CR | | 120 015 0039 00 | 1 | STD |
| Dieselmotor BF6L 913 C | 6128 | 6 | | | | | | | | | | |
| Dieselmotor BF6L 913 C | 6128 | 6 | 131 kW (178 PS) | | | 102,000 | 2,94 3,00 3,00 | 914 CR 917 CR 947 EX CR | | 120 015 0049 00 | 1 | STD |
| Dieselmotor BF 4 L 913 T | 4086 | 4 | 60/64 kW (82/87 PS) | Traktor DX 4.50/86 | 04/79-06/96 | 102,000 | 3,00 2,50 2,50 5,00 | 914 CR 911 CR 911 FE 947 EX CR | | 120 015 0007 00 | 1 | STD 0,50 1,00 |
| Dieselmotor BF 6 L 913 T | 6128 | 6 | 95,5 kW (130 PS) | | 04/79-06/96 | | | | | | | |
| Dieselmotor F 3 L 913 | 3060 | 3 | 45 kW (61 PS) | | | | | | | | | |
| Dieselmotor F 4 L 913 | 4086 | 4 | 55 kW (75 PS) | | | | | | | | | |
| Dieselmotor F 6 L 913 | 6128 | 6 | 81/96 kW (110/130 PS) | DX 3.50, DX 3.90, D 7807, DX 120 | 76- | | | | | | | |
| Dieselmotor BF 4 L 913 T | 4086 | 4 | 60/64 kW (82/87 PS) | Traktor DX 4.50/86 | 04/79-06/96 | 102,000 | 3,00 2,50 2,50 5,00 | 914 CR 911 FE 911 FE 947 EX CR | | 120 015 0019 00 | 1 | STD 0,50 1,00 |
| Dieselmotor BF 6 L 913 T | 6128 | 6 | 95,5 kW (130 PS) | | 04/79-06/96 | | | | | | | |
| Dieselmotor F 3 L 913 | 3060 | 3 | 45 kW (61 PS) | | | | | | | | | |
| Dieselmotor F 4 L 913 | 4086 | 4 | 55 kW (75 PS) | | | | | | | | | |
| Dieselmotor F 6 L 913 | 6128 | 6 | 81/96 kW (110/130 PS) | DX 3.50, DX 3.90, D 7807, DX 120 | 76- | | | | | | | |

|  | ccm |  |  |  |  |  |  |  |  |  |  | |
|---|-------|---|---|---|---|--|---|---|---|---|---|---------------------|
| Dieselmotor BF6L 913 FC | | 6 | | D 2506, D 7506, D 5206 | | 102,000 | 3,00 3,00 2,50 5,00 | 914 CR 914 CR 911 FE 947 EX CR |  | 120 015 0030 00 21 29 | 1 | STD 0,50 1,00 |
| Dieselmotor BF4L 913 | 4086 | 4 | | | | 102,000 | 3,00 3,00 5,00 | 914 CR 911 IF U CR 947 EX CR |  | 120 015 0043 00 21 | 1 | STD 0,50 |
| Dieselmotor BF6L 913 | 6129 | 6 | | | | | | |  | | | |
| Dieselmotor BF4L 913 | 4086 | 4 | 64/78 kW (87/106 PS) | | | 102,000 | 3,00 3,00 5,00 | 914 CR 917 CR 947 EX CR |  | 120 015 0045 00 21 | 1 | STD 0,50 |
| Dieselmotor BF6L 913/C | 6129 | 6 | 131 kW (178 PS) | | | | | |  | | | |
| Dieselmotor BF4M 1013 | 4760 | 4 | | | | 108,000 | 3,00 2,00 3,50 | 914 CR 911 IF U P 947 EX CR |  | 120 015 0052 00 | 1 | STD |
| Dieselmotor BF6M 1013 | 7140 | 6 | | | | | | |  | | | |
| Dieselmotor TCD 2013 L4 4V | 4764 | 4 | 140 kW - 161 kW (190-219 PS) | OTOKAR VECTIO 190H, OTOKAR VECTIO 190S, OTOKAR DORUK 190H, OTOKAR DORUK 190S, OTOKAR VECTIO 215LE, OTOKAR VECTIO 215T, OTOKAR DORUK 215LE, OTOKAR DORUK 215T, BREDAMENARINIBUS VIVACITY VIVACITY+ C, BREDAMENARINIBUS VIVACITY VIVACITY+ M | 04/07- | 108,000 | 3,00 2,00 3,50 | 914 IW CKS 911 IFU NIT P 947 EX CR |  | 120 059 0035 00 | 1 | STD |
| Dieselmotor TCD 2013 L6 4V | 7146 | 6 | 147 kW - 213 kW (200-290 PS) | DEUTZ-FAHR AGROTRON X 710, DEUTZ-FAHR AGROTRON X 720, OTOKAR TERRITO U, OTOKAR KENT 290H, 290LF | 01/06- | | | | | | | |
| Dieselmotor F/A 1 L 514 | 1330 | 1 | 13 kW (18 PS) | | 57-68 | 110,000 | 3,00 3,00 3,00 6,00 6,00 | 910 CR 911 FE 930 FE 947 P 946 P |  | 120 015 0009 00 21 | 1 | STD 0,50 |
| Dieselmotor F/A 1 L 514 | | V12 | | | 49-75 | | | | | | | |
| Dieselmotor F/A 12 L 614 | 15960 | V12 | 162 kW (220 PS) | | 57-68 | | | | | | | |
| Dieselmotor F/A 12 L 614 | | 2 | | | 49-57 | | | | | | | |
| Dieselmotor F/A 2 L 514 | 2660 | 2 | 26,5 kW (36 PS) | | 57-68 | | | | | | | |
| Dieselmotor F/A 2 L 514 | | 3 | | | 46-57 | | | | | | | |
| Dieselmotor F/A 3 L 514 | 3990 | 3 | 39,5 kW (54 PS) | | 57-68 | | | | | | | |
| Dieselmotor F/A 3 L 514 | | 4 | | | 49-57 | | | | | | | |
| Dieselmotor F/A 4 L 514 | 5322 | 4 | 53 kW (72 PS) | | 57-68 | | | | | | | |
| Dieselmotor F/A 4 L 514 | | 6 | | | 46-57 | | | | | | | |
| Dieselmotor F/A 6 L 514/614 | 7980 | V6 | 81 kW (110 PS) | | 49-57 | | | | | | | |
| Dieselmotor F/A 6 L 514/614 | | V8 | | | 57-68 | | | | | | | |
| Dieselmotor F/A 8 L 614 | 10640 | V8 | 108 kW (147 PS) | | 49-57 | | | | | | | |
| Dieselmotor F/A 8 L 614 | | | | | | | | | | | | |

|  | ccm |  |  |  |  |  |  |  |  |  |  | |
|---|-------|---|---|---|---|--|---|---|---|---|---|------|
| Dieselmotor F10L 312 | | V10 | | | | 115,000 | 3,00 | 910 CR |  | 120 015 0021 00 | 1 | STD |
| Dieselmotor F10L 814 | | V10 | | | | | 3,00 | 911 IF FE |  | | | |
| Dieselmotor F12L 312 | | V12 | | | | | 3,00 | 930 FE |  | | | |
| Dieselmotor F12L 814 | | V12 | | | | | 6,00 | 947 EX P |  | | | |
| Dieselmotor F1L 514 F | | 1 | | | | | | | | | | |
| Dieselmotor F2L 514 F | | 2 | | | | | | | | | | |
| Dieselmotor F3L 514 F | | 3 | | | | | | | | | | |
| Dieselmotor F4L 514 F | | 4 | | | | | | | | | | |
| Dieselmotor F6L 312 | | 6 | | | | | | | | | | |
| Dieselmotor F6L 514 F | | 6 | | | | | | | | | | |
| Dieselmotor F6L 814 | | 6 | | | | | | | | | | |
| Dieselmotor F8L 312 | | V8 | | | | | | | | | | |
| Dieselmotor F8L 814 | | V8 | | | | | | | | | | |
| Dieselmotor BF 12 L 714 | 15833 | V12 | | | | 120,000 | 3,00 | 910 CR P |  | 120 015 0013 00 | 1 | STD |
| Dieselmotor F/A 10 L 714 | | V10 | 173 kW (235 PS) | | | | 3,00 | 911 FE |  | | | 0,50 |
| Dieselmotor F/A 12 L 714 | 19000 | V12 | 213,5 kW (290 PS) | Saturn 145, Pluto 201, 150 FL, 200 FL, 200 K, 200 L, Merkur, Jupiter, Saturn, S 3500, S 3500 Pluto, S 3500 S Merkur, A 5500, A/S 7500, D 145, 150 D 13/14/21, 156 D 15/16/22, 195, 200 D 26, 210 D 16/18, 150 L 10, 150 R 10, 150 S 11 N, Saturn II | 59- | | 6,00 | 947 EX FE |  | | | 1,00 |
| Dieselmotor F/A 6 L 714 | 9500 | V6 | 106,5 kW (145 PS) | | | | | | | | | |
| Dieselmotor F/A 8 L 714 | 12667 | V8 | 143,5 kW (195 PS) | | | | | | | | | |
| Dieselmotor F 10 L 413 | 14140 | V10 | 200- 224,5 kW (272-305 PS) | Baureihe 290, 310 | 74-80 | 120,000 | 3,00 | 910 CR P |  | 120 015 0026 00 | 1 | STD |
| Dieselmotor F 10 L 413 | | V10 | 200- 224,5 kW (272-305 PS) | | | | 3,00 | 911 FE |  | | | 0,50 |
| Dieselmotor F 12 L 413 | | V12 | 240-250 kW (326-340 PS) | | 74-80 | | 3,00 | 931 FE |  | | | 1,00 |
| Dieselmotor F 12 L 413 | 16960 | V12 | 240-250 kW (326-340 PS) | 120, 170, 200, 210, 230, 232, 290, 310, 340 | 68-80 | | 6,00 | 947 EX CR |  | | | |
| Dieselmotor F 6 L 413 | 8480 | V6 | 120-130 kW (163-176 PS) | Baureihe 120/170 | 74-80 | | | | | | | |
| Dieselmotor F 6 L 413, AL 413 | | V6 | 120-130 kW (163-177 PS) | | | | | | | | | |
| Dieselmotor F 8 L 413 | 11310 | V8 | 132,5- 171 kW (180-232 PS) | Serie 200, 210, 230, 232 | 74-80 | | | | | | | |
| Dieselmotor F 8 L 413 | | V8 | 132,5- 171 kW (180-232 PS) | | | | | | | | | |
| Dieselmotor F 8 L 714 A | | V8 | | | | | | | | | | |



















|  | ccm |  |  |  |  |  |  |  |  |  |  | |
|---|-------|---|---|---|---|---|---|---|---|---|---|------|
| Dieselmotor F 10 L 413 L | 14700 | V10 | 198,5/ 224,5 kW (270/305 PS) | | 80- | 120,000 | 3,50 | 914 CR |  | 120 015 0015 00 | 1 | STD |
| Dieselmotor F 10 L 413 L | | V10 | | | 80- | 3,00 | 911 FE | 21 | | | | 0,50 |
| Dieselmotor F 12 L 413 L | 17640 | V12 | 269,5 kW (366 PS) | 270 D, 310 D, 340 D | 80- | | | | | | | 1,00 |
| Dieselmotor F 12 L 413 L | | V12 | | | 71-80 | | | | | | | |
| Dieselmotor F 4 L 413 R | 5880 | 4 | 90 kW (128 PS) | 130 D | 73-77 | | | | | | | |
| Dieselmotor F 5 L 413 R | 7350 | 5 | 112 kW (152 PS) | 130 D | 73-77 | | | | | | | |
| Dieselmotor F 6 L 413 L | 8820 | V6 | 137 kW (183 PS) | 130 D | 80- | | | | | | | |
| Dieselmotor F 6 L 413 L | | V6 | | | 73-77 | | | | | | | |
| Dieselmotor F 6 L 413 R | 8820 | V6 | 135 kW (183 PS) | 130 D | 73-77 | | | | | | | |
| Dieselmotor F 8 L 413 L | 11760 | V8 | 179,5 kW (244 PS) | | 80- | | | | | | | |
| Dieselmotor F 8 L 413 L | | V8 | | | | | | | | | | |









































KHD

Globally reliable

| | ccm | | | | | | | | | | |
|---|-------|-----|----------------------------|--|----------|---------|----------------------|--------------------------------------|--|-----------------------------|--------------------------|
| Dieselmotor BF 10 L 413 F, BF 10 L 513 C | 15945 | V10 | 265-294 kW (360-400 PS) | Baureihe 190, 320, 360 | | 125,000 | 3,00 2,50 4,00 | 914 CR S 911 FE 947 EX CR | | 120 015 0023 00 21 29 | 1 STD 0,50 1,00 |
| Dieselmotor BF 10 L 413 F, BF 10 L 513 C | 15945 | V10 | 265-294 kW (360-400 PS) | Baureihe 190, 320, 360 | 09/83- | | | | | | |
| Dieselmotor BF 12 L 413 F, BF 12 L 513 C | 19140 | V12 | 335-353 kW (456-480 PS) | 360 D 34 AS, 3000, 3500, N 4520/ 4530/ 4540/4550/ 4620, 8000, FKL, FKM, MFS 42 | 09/83- | | | | | | |
| Dieselmotor BF 12 L 413 F, BF 12 L 513 C | 19140 | V12 | 335-353 kW (456-480 PS) | 360 D 45 AS, 3000, 3500, N 4520, N 4530, N 4540, N 4550, N 4620, 8000, FKL, FKM, MFS 42 | 75-08/83 | | | | | | |
| Dieselmotor BF 6 L 413 F, BF 6 L 513 C | 9572 | V6 | 112-177 kW (152-240 PS) | Traktor DX 8.30/2304 | 09/83- | | | | | | |
| Dieselmotor BF 6 L 413 FRC, BF 6 L 513 RC | 9572 | 6 | 160 kW (217,5 PS) | | 83- | | | | | | |
| Dieselmotor BF 8 L 413 F, BF 8 L 513 C | 12763 | V8 | 212-235 kW (288-320 PS) | Baureihe 190, 250, 260, 290, 320, 360, 2000, 4520, 4530, 4540, 4550, 4620, 8000 | | | | | | | |
| Dieselmotor BF 8 L 413 F, BF 8 L 513 C | 12763 | V8 | 212-235 kW (288-320 PS) | Baureihe 190, 250, 260, 290, 320, 360, 2000, 4520, 4530, 4550, 4620, 8000 | 09/83- | | | | | | |
| Dieselmotor F 10 L 413 F | 15945 | V10 | 235 kW (320 PS) | | | | | | | | |
| Dieselmotor F 10 L 413 FW | | V10 | 188-202 kW (255-275 PS) | | | | | | | | |
| Dieselmotor F 12 L 413 F | 19140 | V12 | 282 kW (384 PS) | 192 M 14 FL, 256 D 16 AK/ FL/K, 256 M 19 FL, 256 M 22 FLL, 256 D 26 AK/U, 260 T 117, 260 L 117, 320 M 16 FSL, 320 D 16 FS, 320 D 19 AK, 320 D 19 FAK, 320 M 19 FLL, 320 D 26 AK, M 2000 R 106/ R 113/R 119, M 260 TR 117, M 320 D 16 FS, M 320 D FSL | 75- | | | | | | |
| Dieselmotor F 12 L 413 FW | | V12 | 225-243 kW (306-330 PS) | | 76- | | | | | | |
| Dieselmotor F 4 L 413 R/FR | 6378 | 4 | 83-94 kW (113-128 PS) | | 78- | | | | | | |
| Dieselmotor F 5 L 413 F/FR Dieselmotor F 6 L 413 F/FR | 7976 | 5 | 109-118 kW (148-160 PS) | | 83- | | | | | | |
| Dieselmotor F 6 L 413 FRW | 9600 | 6 | 121 kW (165 PS) | | 83- | | | | | | |
| Dieselmotor F 6 L 413 FW | | V6 | 112-121 kW (152-165 PS) | | | | | | | | |
| Dieselmotor F 8 L 413 F | 12763 | V8 | 188 kW (256 PS) | | | | | | | | |
| Dieselmotor F 8 L 413 FW | | V8 | 150-162 kW (204-220 PS) | | | | | | | | |
| Motor F 6 L 413 F/FR | 9572 | 6 | 130-141 kW (177-192 PS) | | | | | | | | |
| Dieselmotor BF L 413 F | 9572 | 6 | 112-177 kW | | | 125,000 | 3,00 2,50 4,00 | 914 CR S 911 IF CR 947 EX CR | | 120 015 0053 00 | 1 STD |
| Dieselmotor BF L 513 C | 12763 | 8 | 212-234 kW | | | | | | | | |
| Motor | 15945 | 10 | 265-294 kW | 190, 320, 360 | | | | | | | |
| Motor | 19140 | 12 | 334-353 kW | 3000, 3500, 8000 | | | | | | | |
| Dieselmotor BF10 L 413 | 15945 | V10 | | | | 125,000 | 3,00 3,00 4,00 | 914 CR S 911 IW U CR 947 EX CR | | 120 015 0041 00 21 | 1 STD 0,50 |
| Dieselmotor BF12 L 413 | 19140 | V12 | 177-353 kW (240-480 PS) | | | | | | | | |
| Dieselmotor BF6 L 413 | 9572 | 6 | | | | | | | | | |
| Dieselmotor BF8 L 413 | 12763 | V8 | | | | | | | | | |

|  | ccm |  |  |  |  |  |  |  |  |  |  | |
|---|-------|---|---|---|---|--|---|---|---|---|---|-------------|
| Dieselmotor BF 10 L 513 | 15945 | V10 | 304 kW (413 PS) | 330 ANW | 09/87- | 125,000 | 3,50 2,50 4,00 | 914 CR 911 FE 947 EX CR |  | 120 015 0032 00 21 | 1 | STD 0,50 |
| Dieselmotor BF 10 L 513 | 15945 | V10 | 304 kW (413 PS) | | | | | | | | | |
| Dieselmotor BF 12 L 513 | 19140 | V12 | 365 kW (496 PS) | | | | | | | | | |
| Dieselmotor BF 12 L 513 | 19140 | V12 | 365 kW (496 PS) | | | | | | | | | |
| Dieselmotor BF 6 L 513 | 9570 | V6 | 182 kW (248 PS) | | | | | | | | | |
| Dieselmotor BF 6 L 513 | 9572 | V6 | 182 kW (248 PS) | | | | | | | | | |
| Dieselmotor BF 8 L 513 | 12763 | V8 | 243 kW (330 PS) | | | | | | | | | |
| Dieselmotor BF 8 L 513 | 12763 | V8 | 243 kW (330 PS) | | | | | | | | | |
| Dieselmotor BF 10 L 513 | 15945 | V10 | 304 kW (413 PS) | 330 ANW | 09/87- | 125,000 | 3,50 2,50 4,00 | 914 CR 911 IF CR 947 EX CR |  | 120 015 0051 00 | 1 | STD |
| Dieselmotor BF 10 L 513 | 15945 | V10 | 304 kW (413 PS) | | | | | | | | | |
| Dieselmotor BF 12 L 513 | 19140 | V12 | 365 kW (496 PS) | | | | | | | | | |
| Dieselmotor BF 12 L 513 | 19140 | V12 | 365 kW (496 PS) | | | | | | | | | |
| Dieselmotor BF 6 L 513 | 9570 | V6 | 182 kW (248 PS) | | | | | | | | | |
| Dieselmotor BF 6 L 513 | 9572 | V6 | 182 kW (248 PS) | | | | | | | | | |
| Dieselmotor BF 8 L 513 | 12763 | V8 | 243 kW (330 PS) | | | | | | | | | |
| Dieselmotor BF 8 L 513 | 12763 | V8 | 243 kW (330 PS) | | | | | | | | | |
| Dieselmotor BF10 L 513 | 15945 | V10 | 160-365 kW (218-496 PS) | | | 125,000 | 3,50 3,00 4,00 | 914 CR 914 CR S 947 EX CR |  | 120 015 0042 00 21 | 1 | STD 0,50 |
| Dieselmotor BF12 L 513 | 19140 | V12 | | | | | | | | | | |
| Dieselmotor BF6 L 513 | 9570 | 6 | | | | | | | | | | |
| Dieselmotor BF8 L 513 | 12763 | V8 | | | | | | | | | | |
| Dieselmotor F 10 L 513 | 16730 | V10 | 235 kW (320 PS) | | 86- | 128,000 | 3,50 3,00 4,00 | 914 CR 911 FE 947 EX CR |  | 120 015 0031 00 | 1 | STD |
| Dieselmotor F 12 L 513 | 20076 | V12 | 282 kW (383,5 PS) | | | | | | | | | |
| Dieselmotor F 6 L 513 | 10038 | V6 | 141 kW (192 PS) | | | | | | | | | |
| Dieselmotor F 8 L 513 | 13384 | V8 | 188 kW (265 PS) | | | | | | | | | |
| Dieselmotor F/BF 10 L 513 | 16730 | V10 | 235/265 kW (320/360 PS) | | | | | | | | | |
| Dieselmotor F/BF 12 L 513 | 20076 | V12 | 282/318 kW (383,5/ 433 PS) | | | | | | | | | |
| Dieselmotor F/BF 6 L 513 | 10038 | V6 | 141/192 kW (192/261 PS) | | | | | | | | | |
| Dieselmotor F/BF 8 L 513 | 13384 | V8 | 188/212 kW (256/288 PS) | | | | | | | | | |
| Dieselmotor BF8M1015 | 15870 | 8 | 454 kW (617 PS) | TopLiner | | 132,000 | 3,50 2,45 4,00 | 914 IW CR 911 CR 947 EX CR |  | 120 015 0055 00 | 1 | STD |
| Motor BF6M1015 | 11910 | 6 | 341 kW (464 PS) | | | | | | | | | |
| Dieselmotor BF6M1015 | 11910 | 6 | 341 kW (464 PS) | TopLiner | | 132,000 | 4,00 2,45 4,00 | 914 IW CR 911 CR 947 EX CR |  | 120 015 0061 00 | 1 | STD |
| Dieselmotor BF8M1015 | 15870 | 8 | 454 kW (617 PS) | | | | | | | | | |
| Dieselmotor BF12M 716 | 27480 | V12 | 103- 625,5 kW (140-850 PS) | | | 135,000 | 4,00 3,00 3,00 6,00 | 910 CR 911 FE 911 FE 947 EX |  | 120 015 0024 00 | 1 | STD |
| Dieselmotor BF16M 716 | 36640 | V16 | | | | | | | | | | |
| Dieselmotor BF6M 716 | 13740 | 6 | | | | | | | | | | |
| Dieselmotor BF8M 716 | 18320 | V8 | | | | | | | | | | |
| Dieselmotor F12M 716 | 27480 | V12 | | | | | | | | | | |
| Dieselmotor F4M 716 | 9160 | 4 | | | | | | | | | | |
| Dieselmotor F6M 716 | 13740 | 6 | | | | | | | | | | |
| Dieselmotor F8M 716 | 18320 | V8 | | | | | | | | | | |

| | ccm | | | | | | | | | | | |
|---|-------|-----|----------------------------------|--|-----|---------|----------------------|-------------------------------|--|-----------------|---|-----|
| Dieselmotor A/BA 12 M 816 | 30408 | V12 | 400,5- 490 kW (545-666 PS) | | 72- | 142,000 | 4,00 3,00 6,00 | 914 CR 911 FE 947 EX CR | | 120 015 0025 00 | 1 | STD |
| Dieselmotor A/BA 12 M 816C/ CR/U/W/R | 30408 | V12 | 470-950 kW (640- 1292 PS) | | 72- | | | | | | | |
| Dieselmotor A/BA 16 M 816 | 40544 | V16 | 530,5- 660 kW (721-896 PS) | | 72- | | | | | | | |
| Dieselmotor A/BA 16 M 816 C/CR/U/W/R | 40544 | V16 | 630,5- 1270 kW (857- 1727 PS) | | 72- | | | | | | | |
| Dieselmotor A/BA 6 M 816 | 15204 | 6 | 200-245 kW (272-333 PS) | | 72- | | | | | | | |
| Dieselmotor A/BA 6 M 816 U/W/R | 15204 | 6 | 235,5- 324 kW (320-440 PS) | | 72- | | | | | | | |
| Dieselmotor A/BA 8 M 816 | 20272 | 8 | 265-3 30,5 kW (360-450 PS) | | 72- | | | | | | | |
| Dieselmotor A/BA 8M816C/ CR/U/W/R | 20272 | 8 | 316-638 kW (428-867 PS) | | 72- | | | | | | | |















|  | ccm |  |  |  |  |  |  |  |  |  |  | | |
|---|------|---|---|---|---|--|---|---|---|---|---|---------------------|--|
| Motor G4HE from 01.02.04 till 30.10.07 | 999 | 4 | 45 kW (61 PS) | PICANTO (BA) 1.0 | 04/04- | 66,000 | 1,20 1,20 2,00 | 910 IF CR S 931 P 777 CR S |  | 121 087 0005 00 21 | 4 | STD 0,50 | |
| Motor G4HG | 1086 | 4 | 63 PS | Santro | | 67,000 | 1,20 1,20 2,00 | 910 IF NIT S 931 FE 777 NIT S |  | 121 053 0011 00 | 4 | STD | |
| Motor B3 | 1324 | 4 | | Pride | 97 - 99 | 68,000 | 1,20 1,50 3,00 | 910 NIT S 930 P 777 CR S |  | 121 053 0002 00 | 4 | STD | |
| Motor G4LA | 1248 | 4 | 63 kW (85 PS) | PICANTO (TA) 1.2 | 09/11- | 71,000 | 1,00 1,20 2,00 | 910 IF NIT S 931 P 777 NIT S |  | 121 087 0003 00 21 | 4 | STD 0,50 | |
| Motor G4LA | 1248 | 4 | 63 kW (86 PS) | RIO III (UB) 1.25 CVVT | 09/11- | | | |  | | | | |
| Motor G4LA | 1248 | 4 | 63 kW (86 PS) | RIO III Stufenheck (UB) 1.25 CVVT | 10/11- | | | |  | | | | |
| Motor B 3 | 1298 | 4 | | Pride, Rio | | 71,000 | 1,20 1,50 3,00 | 910 CR S 931 FE 777 CR S |  | 121 085 0014 00 21 | 4 | STD 0,50 | |
| Dieselmotor D3FA | 1120 | 3 | 55 kW (75 PS) | PICANTO (BA) 1.1 CRDi | 11/05- | 75,000 | 1,75 1,75 3,00 | 910 IF PVD S 911 IW CR 947 EX NIT S |  | 120 087 0055 00 21 | 1 | STD 0,50 | |
| Dieselmotor D4FA | 1493 | 4 | 65 kW (88 PS) | RIO II (JB) 1.5 CRDi | 06/08- | | | |  | | | | |
| Dieselmotor D4FA | 1493 | 4 | 81 kW (110 PS) | RIO II (JB) 1.5 CRDi | 03/05- | | | |  | | | | |
| Dieselmotor D4FA | 1493 | 4 | 81 kW (110 PS) | RIO II Stufenheck (JB) 1.5 CRDi | 03/05- | | | |  | | | | |
| Dieselmotor D4FA till 10/2006 | 1493 | 4 | 75 kW (102 PS) | CERATO (LD) 1.5 CRDi | 07/05- | | | |  | | | | |
| Dieselmotor D4FA till 10/2006 | 1493 | 4 | 75 kW (102 PS) | CERATO Stufenheck (LD) 1.5 CRDi | 07/05- | | | |  | | | | |
| Dieselmotor D4FC | 1396 | 4 | 55 kW - 66 kW (75-90 PS) | CEE'D 1.4 CRDi, PRO CEE'D 1.4 CRDi, PRIDE III 1.4 CRDi, RIO III + IV 1.4 CRDi, VENGA 1.4 CRDi | 02/10-06/15 | | | |  | | | | |
| Motor A3E | 1343 | 4 | | Rio | 00 - 05 | 75,500 | 1,20 1,20 2,50 | 910 CR S IF 930 P 777 CR S |  | 121 053 0003 00 | 4 | STD | |
| Motor A5D A5E | 1493 | 4 | | Rio | 00 - 04 | | | |  | | | | |
| Motor G4FD | 1591 | 4 | 97 kW - 103 kW (132-140 PS) | CARENS IV 1.6 GDi, CEE'D (JD) 1.6 GDi, CEE'D Sportswagon (JD) 1.6 GDi, PRO CEE'D (JD) 1.6 GDi, SOUL (AM) 1.6 GDi, SOUL II (PS) 1.6 GDi, SPORTAGE 1.6 GDi, | 02/11- | 77,000 | 1,20 1,20 2,00 | 910 IF NIT S 931 P 947 EX NIT S |  | 121 087 0006 00 | 4 | STD | |
| Motor G4FA | 1396 | 4 | 73 kW - 80 kW (100-109 PS) | CEE'D 1.4 CVVT, PRO CEE'D 1.4 CVVT, RIO III 1.4 CVVT | 12/06- | 77,000 | 1,20 1,20 2,00 | 910 S PVD 931 P 777 S PVD |  | 121 087 0007 00 | 4 | STD | |
| Dieselmotor D4FB | 1582 | 4 | 85 kW - 100 kW (115 - 136 PS) | SOUL 1.6 CRDi, PRO CEE'D 1.6 CRDi, CERATO 1.6 CRDi, CEE'D 1.6 CRDi, CARENS III 1.6 CRDi | 02/09- | 77,200 | 1,75 1,75 3,00 | 910 IF NIT S PVD 911 IW CR P 947 EX NIT S |  | 121 087 0050 00 21 | 4 | STD 0,50 | |
| Dieselmotor D4FB | 1582 | 4 | 85 kW - 94 kW (116-128 PS) | VENGA 1.6 CRDi 128 | 02/10- | | | |  | | | | |
| Dieselmotor D4FD-L | 1685 | 4 | 85 kW -100 kW (116-136 PS) | CARENS 1.7 CRDi | 03/13- | | | |  | | | | |
| Dieselmotor D4FD-L till 05.12.2015 | 1685 | 4 | 85 kW (116 PS) | SPORTAGE (SL) 1.7 CRDi | 12/10- | | | |  | | | | |
| Dieselmotor D4FD-L till 18.06.2015 | 1685 | 4 | 100 kW (136 PS) | OPTIMA 1.7 CRDi | 03/12- | | | |  | | | | |
| Motor | 1594 | 4 | | Rio, Spectra | 2003-2005 | 78,000 | 1,20 1,20 2,50 | 910 IF CR S 931 FE 777 CR S |  | 121 053 0014 00 | 4 | STD | |
| Motor B6E KV 20 | 1597 | 4 | | Sephia, Capital | 92 - | 78,000 | 1,50 1,50 4,00 | 911 CR P S 931 P 777 CR S |  | 121 085 0020 00 | 4 | STD | |
| Motor B6D | 1597 | 4 | | Sephia | | 78,000 | 1,50 1,50 3,00 | 910 CR S IF 931 P 777 NIT S |  | 121 085 0029 00 21 29 | 4 | STD 0,50 1,00 | |
| Motor KRV6 2.5 EGI | 2497 | 6 | | Carnival | 98 - 05 | 80,000 | 1,20 1,50 2,50 | 910 CR S IF 931 FE 777 CR S |  | 121 053 0004 00 | 6 | STD | |





















































KIA

Globally reliable




















| | ccm | | | | | | | | | | | |
|--|------|---|--------------------------------|---|---------------|--------|----------------------|--|--|-----------------------------|---|---------------------|
| Motor G4NA | 1999 | 4 | 113 kW (154 PS) | SOUL II 2.0, Shuma 2.0 | 02/14- | 81,000 | 1,00 1,20 2,00 | 910 IF NIT S 931 IF U 777 CR S | | 121 087 0004 00 | 4 | STD |
| Motor G4NC (GDI) | 1999 | 4 | 122 kW - 130 kW (166 - 177 PS) | SPORTAGE 2.0, RONDO IV 2.0, FORTE 2.0, CERATO 2.0, OPTIMA 2.0 CARENS IV 2.0 | 03/13- | | | | | | | |
| Motor T 8 1.8 DOHC | 1793 | 4 | | Sephia 1.8 DOHC 16V Spectra 1.8 DOHC 16V Clarus | 98 - 04 | 81,000 | 1,50 1,50 3,00 | 910 CR S 931 FE 777 CR S | | 121 053 0013 00 | 4 | STD |
| Motor T8 | 1793 | 4 | | | 96 - 00 | | | | | | | |
| Dieselmotor D4EA from 09/2007 till 04/2010 | 1991 | 4 | 110 kW - 113 kW (140 - 150 PS) | MAGENTIS 2.0 CRDi | 11/05- | 83,000 | 2,00 2,00 3,00 | 916 NIT S PVD 911 IW U CR 947 EX NIT S | | 120 087 0056 00 21 | 1 | STD 0,50 |
| Dieselmotor D4EA from 09/2007 till 05/2010 | 1991 | 4 | 83 kW - 100 kW (113 - 150 PS) | SPORTAGE 2.0 CRDi | 09/04- | | | | | | | |
| Dieselmotor D4EA from 09/2007 till 07/2009 | 1991 | 4 | 100 kW (136 PS) | CEE'D 2.0 CRDi | 06/07 - 12/12 | | | | | | | |
| Dieselmotor D4EA from 09/2007 till 12/2012 | 1991 | 4 | 83 kW - 103 kW (113 - 140 PS) | CARENS 2.0 CRDi | 11/05- | | | | | | | |
| Dieselmotor D4HA | 1995 | 4 | 110 kW (150 PS) | SORENTO II (XM) 2.0 CRDi | 11/10- | 84,000 | 2,50 2,00 3,00 | 916 CKS S 911 IF U P 947 EX NIT S | | 121 087 0048 00 | 4 | STD |
| Dieselmotor D4HA | 1995 | 4 | 110 kW (150 PS) | SORENTO II (XM) 2.0 CRDi 4WD | 11/10- | | | | | | | |
| Dieselmotor D4HA | 1995 | 4 | 100 kW (136 PS) | SPORTAGE (SL) 2.0 CRDi | 07/10- | | | | | | | |
| Dieselmotor D4HA | 1995 | 4 | 135 kW (184 PS) | SPORTAGE (SL) 2.0 CRDi | 08/10- | | | | | | | |
| Dieselmotor D4HA | 1995 | 4 | 100 kW (136 PS) | SPORTAGE (SL) 2.0 CRDi AWD | 07/10- | | | | | | | |
| Dieselmotor D4HA | 1995 | 4 | 135 kW (184 PS) | SPORTAGE (SL) 2.0 CRDi AWD | 08/10- | | | | | | | |
| Dieselmotor D4HB | 2199 | 4 | 110 kW - 149 kW (150-203 PS) | SEDONA 2.2 CRDi, CARNIVAL 2.2 CRDi, SORENTO 2.2 CRDi | 11/09- | 85,400 | 2,50 2,00 3,00 | 916 CKS S 911 IF U P 947 EX NIT S | | 121 087 0052 00 21 | 4 | STD 0,50 |
| Motor G4KA | 1997 | 4 | 106 kW (144 PS) | CARENS III (UN) 2.0 CVVT | 09/06- | 86,000 | 1,20 1,20 2,00 | 910 CR S IF 931 P 777 CR S | | 121 087 0041 00 21 | 4 | STD 0,50 |
| Motor G4KA | 1997 | 4 | 106 kW (144 PS) | MAGENTIS (MG) 2.0 | 11/05- | | | | | | | |
| Dieselmotor R2 | 2184 | 4 | | Besta | | 86,000 | 2,00 2,00 4,00 | 910 CR IF P 911 IW P 947 EX CR IN | | 121 085 0046 00 | 4 | STD |
| Dieselmotor R2 | 2184 | 4 | | Besta | | 86,000 | 2,00 2,00 4,00 | 910 CR NIT S 911 IW CR P 947 EX NIT S | | 121 085 0056 00 | 4 | STD |
| Dieselmotor NB7 | 2184 | 4 | | Sportage Sportage Turbo | | 86,000 | 2,00 2,00 3,00 | 910 IF CR S 911 IW CR 947 EX NIT S | | 121 085 0061 00 15 21 | 4 | STD 0,25 0,50 |
| Dieselmotor | 2522 | 4 | | | | 88,900 | 2,38 2,38 4,74 | 910 CR P 911 IW P 947 EX CR IN | | 121 085 0048 00 | 4 | STD |
| Dieselmotor | 2209 | 4 | | Ceres | | | | | | | | |
| Dieselmotor D4CB A-Engine | 2497 | 4 | 140 PS | Sorento 2,5 CDTi 16V | | 91,000 | 2,50 2,00 3,00 | 913 CR P 911 IW U CR 947 EX NIT S | | 121 087 0039 00 21 | 4 | STD 0,50 |
| Dieselmotor K-2400 | 2400 | 4 | | Power Bongo K2400 old | | 92,000 | 2,38 2,38 4,00 | 910 CR P 911 P 947 EX CR | | 121 053 0001 00 | 4 | STD |
| Dieselmotor K2700 J2 SS SUTC | 2700 | | | Besta Pregio | | 92,000 | 3,00 2,38 4,00 | 914 CR S 911 FE 947 EX NIT S | | 121 053 0005 00 | 4 | STD |
| Dieselmotor ZB K4100 | 4052 | 6 | 74 kW 100 PS | Asia Combi Kia Power Combi | 84 - 02 | 92,025 | 2,38 2,38 4,76 | 910 CR S 911 IW CR P 947 EX NIT S | | 121 053 0015 00 | 6 | STD |
| Dieselmotor RFA | 2662 | 4 | | Hi Besta | | 93,000 | 2,00 2,00 3,00 | 910 CR S IF 931 CR 947 EX NIT S | | 121 053 0006 00 | 4 | STD |
| Dieselmotor RFA | 2662 | 4 | | Hi Besta | | 93,000 | 2,00 2,00 3,00 | 910 CR S 930 FE 947 EX CR | | 121 053 0017 00 | 4 | STD |
| Dieselmotor K2700 JS | 2665 | 4 | | Preio | | 94,500 | 2,00 2,00 3,00 | 910 NIT S 911 IW CR 947 EX NIT S | | 121 053 0007 00 21 | 4 | STD 0,50 |
| Dieselmotor J 3 | | 4 | | Carnival | | 97,100 | 2,00 2,00 3,00 | 913 NIT S 911 IW CR 947 EX NIT S | | 121 053 0008 00 | 4 | STD |

|  | ccm |  |  |  |  |  |  |  |  |  |  | |
|---|------|---|---|---|---|--|---|---|---|---|---|-----|
| Dieselmotor K3000 JT | 3600 | 4 | | K3600 | | 98,000 | 2,00 2,00 3,00 | 910 CR S IF 911 IW CR P 947 EX NIT S |  | 121 053 0009 00 | 4 | STD |
| Dieselmotor K 3600 SH | 3598 | 4 | | Trade Frontier 2.5 | | 100,000 | 2,00 2,00 3,00 | 910 CR S 911 IW CR P 947 EX NIT S |  | 121 053 0010 00 | 4 | STD |
| Dieselmotor SL | 3455 | 4 | | K-3500 | | 100,000 | 2,50 | 910 CR S |  | 121 085 0053 00 | 4 | STD |
| Dieselmotor SL | 3500 | 4 | | | | | 2,00 4,50 | 911 IW CR P 947 EX NIT S | | | | |

|  | ccm |  |  |  |  |  |  |  |  |  |  | |
|---|--------------|---|---|---|---|--|---|---|---|---|---|---------------------|
| 4D94 Diesel | 2940 | 4 | | Bulldozer | | 94,000 | 2,90 2,50 5,00 | 910 CR 910 FE 947 EX CR |  | 121 082 0014 00 | 4 | STD 0,25 0,50 |
| Dieselmotor 6D95 SA1D95 | 4890 | 6 | | Bulldozer | | 95,000 | 2,00 2,00 4,00 | 910 CR 911 FE 947 EX NIT S |  | 121 082 0009 00 | 6 | STD |
| 6D95 SA1D95 Diesel | 4890 | 6 | | Bulldozer | | 95,000 | 2,00 2,00 4,00 | 910 CR 911 FE 947 EX CR S |  | 121 082 0017 00 | 6 | STD 0,25 0,50 |
| Dieselmotor 4D95 | 3260 | 4 | | Bulldozer | | 95,000 | 2,00 2,00 4,00 | 910 CR 911 IW FE 947 EX CR S |  | 121 082 0026 00 | 4 | STD |
| 6D95 6D95 SA1D95 Diesel | 4890 4890 | 6 6 | | Bulldozer Bulldozer | | 95,000 | 2,20 2,00 4,00 | 913 CR 911 FE 947 EX CR S |  | 121 082 0019 00 | 6 | STD |
| S4D95 Diesel | 3260 | 4 | | Bulldozer | | 95,000 | 2,20 2,00 4,00 | 913 CR 911 FE 947 EX CR S |  | 121 082 0020 00 | 4 | STD 0,25 0,50 |
| Dieselmotor 4D95 | 3260 | 4 | | Bulldozer | | 95,000 | 2,20 2,20 4,00 | 913 NIT S 913 FE 947 EX NIT S |  | 121 082 0006 00 | 4 | STD |
| 4D95 Diesel | 3260 | 4 | | Bulldozer | | 95,000 | 2,20 2,20 4,00 | 913 CR 913 FE 947 EX CR S |  | 121 082 0015 00 | 4 | STD 0,25 0,50 |
| Dieselmotor S6D95 | 4890 | 6 | | Bulldozer | | 95,000 | 2,50 2,20 4,00 | 914 CR S 917 IW CR 947 EX NIT S |  | 121 082 0010 00 | 6 | STD |
| S6D95 Diesel | 4890 | 6 | | Bulldozer | | 95,000 | 2,50 2,20 4,00 | 914 CR 913 CR 947 EX CR S |  | 121 082 0016 00 | 6 | STD 0,25 0,50 |
| S6D95 Diesel | 4890 | 6 | | Bulldozer | | 95,000 | 2,50 2,20 4,00 | 914 CR 917 IW CR 947 EX CR S |  | 121 082 0018 00 | 6 | STD 0,25 0,50 |
| S6D102 Diesel | 4330 | 6 | | Bulldozer D30 | | 102,000 | 2,88 2,37 4,00 | 914 CR S 911 IF P 947 EX NIT S |  | 121 082 0001 00 | 6 | STD |
| 4D105 Diesel | 4330 | 4 | | Bulldozer D30 | | 105,000 | 3,00 2,50 5,00 | 910 CR 911 IW FE 947 EX CR |  | 121 082 0003 00 | 4 | STD |
| S4D105 (new) Diesel | 4330 | 4 | | Bulldozer | | 105,000 | 3,00 2,50 5,00 | 914 CR 911 IW CR 947 EX CR |  | 121 082 0004 00 | 4 | STD |
| S6D105 Diesel | 6490 | 6 | | Bulldozer | | 105,000 | 3,00 2,50 5,00 | 914 CR S 913 CR 947 EX CR |  | 121 082 0021 00 | 6 | STD |
| Dieselmotor 4D106 | | 4 | | | | 106,000 | 2,50 2,00 3,00 | 913 NIT S 911 FE 947 EX NIT S |  | 121 082 0027 00 | 4 | STD |
| 6D108 Diesel | | 6 | | | | 108,000 | 2,50 2,53 4,00 | 914 CR 917 IW CR 947 EX CR S |  | 121 082 0022 00 | 6 | STD |
| S6D110 Diesel | 7130 | 6 | | Bulldozer | | 110,000 | 3,00 2,50 5,00 | 914 CR 913 CR 947 EX CR S |  | 121 082 0023 00 | 6 | STD |
| 4D120 Diesel | 7240 | 4 | | Bulldozer D50AP | | 120,000 | 3,50 2,50 5,50 | 910 CR 911 IW CR 947 EX CR |  | 121 082 0007 00 | 4 | STD |
| Dieselmotor 6D125 | 11040 | 6 | | Bulldozer | | 125,000 | 2,50 2,00 3,00 | 910 NIT S 911 IW CR P 947 EX NIT S |  | 121 082 0002 00 | 6 | STD |
| Dieselmotor 6D125 | 11040 | 6 | | Bulldozer | | 125,000 | 2,50 2,00 3,00 | 914 CR 911 IW CR P 947 EX NIT S |  | 121 082 0005 00 | 6 | STD |
| 6D125 Diesel | 11040 | 6 | | Bulldozer | | 125,000 | 2,50 2,50 4,00 | 914 CR 917 IW CR 947 EX CR |  | 121 082 0024 00 | 6 | STD |
| 4D130 Diesel | 8490 | 4 | | Bulldozer | | 130,000 | 3,50 2,50 5,50 | 910 CR 911 IW CR 947 EX CR |  | 121 082 0008 00 | 4 | STD |
| Dieselmotor NH220 | | 6 | | Bulldozer | | 130,180 | 3,75 3,77 3,77 5,98 | 914 CR 914 IW 914 IW 947 EX CR |  | 121 082 0011 00 | 6 | STD |
| Dieselmotor NT855 | | 6 | 175 kW (180 PS) | Bulldozer | | 139,700 | 3,70 2,89 2,83 4,76 | 914 CR 917 IW CR 917 FE 947 EX NIT S |  | 121 082 0028 00 | 1 | STD |

|  | ccm |  |  |  |  |  |  |  |  |  |  | |
|---|-------|---|---|---|---|---|---|---|---|---|---|-----|
| 6D140 Diesel | 15200 | 6 | | | | 140,000 | 2,40 2,40 4,00 | 914 CR 917 IW CR 947 EX CR S |  | 121 082 0025 00 | 6 | STD |
| SD155 SA6D155 Diesel | 19260 | 6 | | Bulldozer | | 155,000 | 3,68 3,55 4,75 | 914 CR 917 IW CR 947 EX CR |  | 121 082 0013 00 | 6 | STD |
| 6D155 Diesel | 19260 | 6 | | Bulldozer | | 155,000 | 4,00 3,50 6,00 4,00 | 914 CR 911 IW CR 947 EX CR 947 CR |  | 121 082 0012 00 | 6 | STD |

| | ccm | | | | | | | | | | | |
|---|------|---|----------------------------|---|------|--------|----------------------|-----------------------------------|--|-----------------|---|---|
| Motor 1111 2104 | 1451 | 4 | 55/56,5 kW (75/77 PS) | 2103, 1500 | 73- | 76,000 | 1,50 2,00 3,94 | 910 CR S 930 FE 777 CR S | | 120 028 0001 00 | 1 | STD 0,40 0,60 0,80 1,00 |
| Motor 2101 | 1198 | 4 | 44/45,5 kW (60/62 PS) | 2101, 2102, 1200, Nova Junior | 70- | | | | | 120 028 0005 00 | 1 | STD 0,40 0,60 0,80 1,00 |
| Motor 11194 | 1390 | 4 | 66 kW 90 PS | Lada Kalina 1117 16 V Lada Kalina 1118 16 V Lada Kalina 1119 16 V | 08 - | 76,500 | 1,20 1,50 2,00 | 910 CR S IF 931 P 777 NIT S | | 120 028 0005 00 | 1 | STD 0,50 |
| Motor 2106 | 1568 | 4 | 59 kW (80 PS) | 2106, 2107, 1600 | 74- | 79,000 | 1,50 2,00 3,94 | 910 CR S 930 FE 777 CR S | | 120 028 0002 00 | 1 | STD 0,40 0,60 0,70 0,80 1,00 |
| Motor 2106 | 1568 | 4 | 57,5 kW (78 PS) | 2106, 1600, 2121, Niva, Taiga, 2107 | 74- | | | | | 120 028 0002 00 | 1 | STD 0,40 0,60 0,70 0,80 1,00 |
| Motor 2106 21067 | 1294 | 4 | 48-51,5 kW (65-70 PS) | 1300, 2105, Nova | 74- | | | | | 120 028 0002 00 | 1 | STD 0,40 0,60 0,70 0,80 1,00 |
| Motor 2106 21067 | 1294 | 4 | 48/50 kW (65/68 PS) | 21011, 1300, Nova | | | | | | 120 028 0002 00 | 1 | STD 0,40 0,60 0,70 0,80 1,00 |
| Motor 2106 21067 | 1569 | 4 | 57,5 kW (78 PS) | 2107 | 81- | | | | | 120 028 0002 00 | 1 | STD 0,40 0,60 0,70 0,80 1,00 |
| Motor 2106 21067 | 1294 | 4 | 48/50/ 51,5 kW | Nova C, 2105 | | | | | | 120 028 0002 00 | 1 | STD 0,40 0,60 0,70 0,80 1,00 |
| Motor 21126 | 1596 | 4 | 72 kW 98 PS | Lada 2170 16 V Priora Lada 2172 16 V Priora Kalina 1.6 Sport | 06 - | 82,000 | 1,20 1,50 2,00 | 910 NIT S 931 FE 777 NIT S | | 120 028 0004 00 | 1 | STD |
| Motor 2111, 2112, 2123 21114, 21124 11113, | 1488 | 4 | 55 kW (75 PS) | Samara 1.5, Shiguli 21083 | 84- | 82,000 | 1,50 2,00 3,94 | 910 CR S 930 FE 777 CR S | | 120 028 0003 00 | 1 | STD 0,40 0,80 1,00 |
| Dieselmotor XUD 9 A | 1905 | 4 | 47 - 52 kW (64 - 71 PS) | Niva 1900 Diesel | 93- | 83,000 | 2,00 2,00 3,00 | 910 CR S 911 P 947 EX CR | | 120 037 0023 00 | 1 | STD 0,25 0,50 1,00 |
| Dieselmotor XUD9SD | 1905 | 4 | 55 kW 75 PS | Niva 1900 D | 99 - | 83,000 | 3,00 2,00 3,00 | 914 CR 911 P 947 EX CR | | 120 037 0044 00 | 1 | STD |
































|  | ccm |  |  |  |  |  |  |  |  |  |  | |
|---|-----|---|---|---|---|--|---|---|---|---|---|------|
| Dieselmotor FL 230 | | 2 | | | | 95,000 | 2,50 | 910 IF CR |  | 120 445 0001 00 | 1 | STD |
| Dieselmotor FL 345 | | 3 | | | | | 2,50 | 911 P |  | 21 | | 0,50 |
| | | | | | | | 2,50 | 930 P |  | 29 | | 1,00 |
| | | | | | | | 5,00 | 947 EX P |  | | | |
| | | | | | | | 5,00 | 946 P |  | | | |
| Dieselmotor 1000.3W/WT | | 3 | | | | 105,000 | 3,00 | 910 CR IW |  | 120 445 0002 00 | 1 | STD |
| Dieselmotor 1000.4W | | 4 | | | | | 2,50 | 911 FE |  | | | |
| Dieselmotor 1000.6WT | | 6 | | | | | 4,00 | 947 EX CR |  | | | |



LANCIA

Globally reliable

| | ccm | | | | | | | | | | | |
|---|------|---|------------------------------|--|------------------|--------|----------------------|---------------------------------------|--|-----------------------------|---|---------------------|
| Dieselmotor 199 B1.000 | 1248 | 4 | 70 kW (95 PS) | MUSA (350) 1.3 D Multijet | 03/09- | 69,600 | 1,50 1,50 2,00 | 910 CKS 911 P 947 EX NIT S | | 120 020 0015 00 20 23 | 1 | STD 0,40 0,60 |
| Dieselmotor 199 B1.000 | 1248 | 4 | 70 kW (95 PS) | YPSILON (846) 1.3 Multijet | 05/11- | | | | | | | |
| Dieselmotor 188 A9.000 | 1248 | 4 | 51 kW (70 PS) | MUSA 1.3 D Multijet, YPSILON 1.3 JTD | 10/03-09/12 | 69,600 | 2,00 1,50 2,00 | 910 NIT S 911 P 947 EX NIT | | 120 020 0056 00 20 23 | 1 | STD 0,40 0,60 |
| Dieselmotor 199 A2.000 | 1248 | 4 | 55 kW (75 PS) | YPSILON 1.3 D Multijet | 09/06-12/11 | | | | | | | |
| Dieselmotor 199 A3.000 | 1248 | 4 | 66 kW (90 PS) | MUSA 1.3 D Multijet, YPSILON 1.3 D Multijet | 09/06-09/12 | | | | | | | |
| Motor 192 B2.000 | 1368 | 4 | 66 kW (90 PS) | MUSA (350) 1.4 | 10/07- | 72,000 | 1,00 1,20 2,00 | 910 IF NIT S 931 P 777 NIT S | | 120 020 0055 00 20 | 1 | STD 0,40 |
| Motor 843 A1.000 | 1368 | 4 | 70 kW (95 PS) | MUSA (350) 1.4 | 10/04- | | | | | | | |
| Motor 843 A1.000 | 1368 | 4 | 70 kW (95 PS) | YPSILON (843) 1.4 16V | 10/03 - 12/11 | | | | | | | |
| Motor 198 A1.000 from engine no. 1432596 | 1368 | 4 | 110 kW (150 PS) | DELTA III (844) 1.4 | 09/08- | 72,000 | 1,20 1,20 2,00 | 910 CKS 931 P 947 EX CR | | 120 020 0012 00 | 1 | STD |
| Motor 198 A4.000 to engine no. 1711633 | 1368 | 4 | 88 kW (120 PS) | DELTA III (844) 1.4 | 09/08- | | | | | | | |
| Motor 198 A4.000 to engine no. 1711633 | 1368 | 4 | 88 kW (120 PS) | DELTA III (844) 1.4 Bifuel | 07/11- | | | | | | | |
| Motor 198 A7.000 to engine no. 1711633 | 1368 | 4 | 103 kW (140 PS) | DELTA III (844) 1.4 16V | 07/10- | | | | | | | |
| Dieselmotor 350 A2.000, 350 A3.000 | 1598 | 4 | 85 - 88 kW (116 - 120 PS) | Musa (350) 1.6 D Multijet | 07/08- | 79,500 | 2,00 1,75 2,00 | 910 CKS 931 P 947 EX NIT S | | 120 020 0042 00 | 1 | STD |
| Dieselmotor 944 A3.000, 955 A4.000, 198 A2.000 till 14/11/2012 | 1598 | 4 | 77 - 88 kW (105 - 120 PS) | Delta 1.6 D Multijet | 08/08- | | | | | | | |
| Dieselmotor 198 A5.000, 844 A2.000 | 1956 | 4 | 120-121 kW (163-165 PS) | DELTA III (844) 2.0 D Multijet | 09/08- | 83,000 | 1,50 1,50 2,00 | 910 CDS P 931 ES P 947 EX NIT S | | 120 035 0007 00 21 | 1 | STD 0,50 |
| Motor 841 L.000 | 3179 | 6 | 169 kW (230 PS) | Thesis (841AX) 3.2 V6 | 05/03-07/09 | 93,000 | 1,20 1,20 2,00 | 910 NIT S 911 P 777 NIT S | | 120 001 0024 00 | 1 | STD |

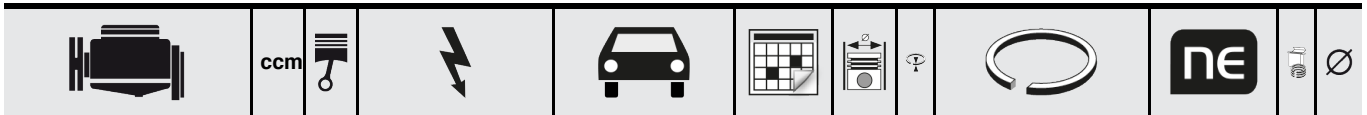
|  | ccm |  |  |  |  |  |  |  |  |  |  | |
|---|------|---|---|--|---|--|---|---|---|---|---|-------------|
| Dieselmotor 276DT | 2720 | 6 | 140 kW (190 PS) | DISCOVERY III (TAA) 2.7 TD 4x4 | 07/04-09/09 | 81,000 | 2,00 2,00 2,00 | 910 IF CKS 911 IF U P 947 EX NIT S |  | 120 037 0028 00 21 | 1 | STD 0,50 |
| Dieselmotor 276DT | 2720 | 6 | 140 kW (190 PS) | DISCOVERY IV (LA) 2.7 TD 4x4 | 09/09- | | | |  | | | |
| Dieselmotor 276DT | 2720 | 6 | 140 kW (190 PS) | RANGE ROVER SPORT (LS) 2.7 TDVM 4x4 | 02/05- | | | |  | | | |
| Dieselmotor 306DT | 2993 | 6 | 180 kW (245 PS) | DISCOVERY IV (LA) 3.0 TD 4x4 | 09/09- | 84,000 | 2,00 2,00 2,00 | 910 IF CKS 911 IF U 947 EX NIT S |  | 120 037 0060 00 21 | 1 | STD 0,50 |
| Dieselmotor 306DT | 2993 | 6 | 183 kW (249 PS) | DISCOVERY IV (LA) 3.0 TD 4x4 | 07/12- | | | |  | | | |
| Dieselmotor 306DT | 2993 | 6 | 183 kW (249 PS) | RANGE ROVER IV (LG) 3.0 TD 4x4 | 08/12- | | | |  | | | |
| Dieselmotor 306DT | 2993 | 6 | 190 kW (258 PS) | RANGE ROVER IV (LG) 3.0 TD 4x4 | 08/12- | | | |  | | | |
| Dieselmotor 306DT | 2993 | 6 | 183 kW (249 PS) | RANGE ROVER SPORT (LS) 3.0 TD 4x4 | 08/12- | | | |  | | | |
| Dieselmotor 30DDTX | 2993 | 6 | 188 kW (256 PS) | DISCOVERY IV (LA) 3.0 SDV6 4x4 | 11/09- | | | |  | | | |
| Dieselmotor 30DDTX | 2993 | 6 | 155 kW (211 PS) | DISCOVERY IV (LA) 3.0 TD 4x4 | 05/10- | | | |  | | | |
| Dieselmotor 30DDTX | 2993 | 6 | 180 kW (245 PS) | RANGE ROVER SPORT (LS) 3.0 TD 4x4 | 09/09- | | | |  | | | |
| Dieselmotor 30DDTX | 2993 | 6 | 188 kW (256 PS) | RANGE ROVER SPORT (LS) 3.0 TD 4x4 | 06/11- | | | |  | | | |
| Dieselmotor 30DDTX | 2993 | 6 | 155 kW (211 PS) | RANGE ROVER SPORT (LS) 3.0 TD V6 4x4 | 05/10- | | | |  | | | |
| Dieselmotor 30DDTX | 2993 | 6 | 155 kW (211 PS) | RANGE ROVER SPORT (LW) 3.0 TD 4x4 | 04/13- | | | |  | | | |
| Dieselmotor 30DDTX | 2993 | 6 | 183 kW (249 PS) | RANGE ROVER SPORT (LW) 3.0 TD 4x4 | 04/13- | | | |  | | | |
| Dieselmotor 30DDTX | 2993 | 6 | 190 kW (258 PS) | RANGE ROVER SPORT (LW) 3.0 TD 4x4 | 04/13- | | | |  | | | |
| Dieselmotor 224DT | 2179 | 4 | 110 kW - 140 kW (150-190 PS) | DISCOVERY SPORT 2.2 D 4x4, FREELANDER 2 2.2 TD4, RANGE ROVER EVOQUE 2.2 D | 10/06- | 85,000 | 2,50 2,00 2,00 | 916 CKS 911 IF U 947 EX NIT S |  | 120 037 0067 00 | 1 | STD |
| Motor 204PT | 1999 | 4 | 177 kW (241 PS) | DISCOVERY SPORT 2.0 T, RANGE ROVER EVOQUE 2.0 4x4 | 11/14- | 87,500 | 1,20 1,20 2,00 | 910 NIT S PVD 931 FE S 777 NIT S |  | 120 021 0020 00 | 1 | STD |
| Motor 204PT 2nd ring height 1,20 | 1999 | 4 | 177 kW (240 PS) | RANGE ROVER EVOQUE 2.0 4x4, RANGE ROVER EVOQUE 2.0 Evoque Dynamique, FREELANDER 2 2.0 Si4 4x4, | 06/11- | 87,500 | 1,20 1,20 2,00 | 910 NIT S 931 P 777 NIT S |  | 120 021 0073 00 21 | 1 | STD 0,50 |
| Motor 204PT 2nd ring height 1,50 | 1999 | 4 | 177 kW (240 PS) | RANGE ROVER EVOQUE 2.0 4x4, RANGE ROVER EVOQUE 2.0 Evoque Dynamique, FREELANDER 2 2.0 Si4 4x4, | 05/11- | 87,500 | 1,20 1,50 2,00 | 910 NIT S 931 P 947 EX NIT S |  | 120 021 0074 00 21 | 1 | STD 0,50 |



LEXUS

Globally reliable

| | ccm | | | | | | | | | | | |
|---|------|---|---------------------------------|-------------------|-------------|---------|----------------------|--|--|-----------------------------|---|---------------------|
| Dieselmotor 2AD-FHV, For OE No. 13011-0R050 | 2231 | 4 | 130 kW (177 PS) | IS II 220d | 10/05- | 86,000 | 2,00 1,50 3,00 | 910 CKS S FE 931 FE S 947 EX NIT S | | 121 096 0141 00 | 4 | STD |
| Dieselmotor 2AD-FTV, For OE No. 13011-0R050 | 2231 | 4 | 110 kW (150 PS) | IS II 200d | 07/10- | | | | | | | |
| Motor 2UZ-FE For OE No. 13011-50140 | 4663 | 8 | 170 kW - 202 kW (231-275 PS) | LX 470, GX 470 | 05/98-11/09 | 94,000 | 1,50 1,50 4,00 | 910 NIT S 911 FE 777 NIT S | | 121 096 0136 00 21 29 | 8 | STD 0,50 1,00 |
| Motor 1FZ-FE For OE No. 13011-66020 | 4477 | 6 | 151 kW - 158 kW (205-215 PS) | LX 450 | 09/95-12/97 | 100,000 | 2,00 2,00 4,00 | 910 NIT S 931 CR 777 NIT S | | 121 096 0133 00 | 6 | STD |


























































siehe / see / voir BLMC



LIEBHERR

Globally reliable

|  | ccm |  |  |  |  |  |  |  |  |  |  | |
|---|-------|---|---|---|---|--|---|---|---|---|---|-----|
| Dieselmotor D 904.NA + TB, D 904 T | 5608 | 4 | 60 - 99,5 kW 82 - 135 PS | Stationary engine | 1984 - 1989 | 115,000 | 3,00 2,50 4,00 | 914 CR 911 P 947 EX CR |  | 120 145 0001 00 | 1 | STD |
| Dieselmotor D 906.NA + TB D 906 T | 8412 | 6 | 112 - 147 kW 152 - 200 PS | Stationary engine | 1984 - 1989 | | | |  | | | |
| Dieselmotor D 924 | 6640 | 4 | 66 - 160 kW 90 - 218 PS | Stationary engine | 1992... | 122,000 | 3,50 2,50 4,00 | 914 CR 911 P 947 EX CR |  | 120 145 0003 00 | 1 | STD |
| Dieselmotor D 926 | 9960 | 6 | 160 - 240 kW 218 - 326 PS | Stationary engine | 1984... | | | |  | | | |
| Dieselmotor D 9400 TI-E D 9400 TI-E A5 | 17177 | 6 | 330 - 440 kW 449 - 598 PS | Stationary engine | 2002... | 135,000 | 3,50 2,50 4,00 | 914 CR 911 FE 947 EX CR |  | 120 145 0004 00 | 1 | STD |













|  | ccm |  |  |  |  |  |  |  |  |  |  | |
|---|------|---|---|---|---|--|---|---|---|---|---|--------------|
| Dieselmotor 6 LD 260/L | | 1 | | | | 70,000 | 2,00 | 910 IF CR |  | 120 026 0016 00 | 1 | STD |
| Dieselmotor LDA 500 | | 1 | | | | | 2,00 2,00 4,00 | 911 P 911 P 948 EX P |  | | | |
| Dieselmotor LDW 1204 | 1222 | 4 | 24,4 kW (33,2 PS) | | | 72,000 | 2,00 | 910 CR |  | 120 026 0002 00 | 1 | STD |
| Dieselmotor LDW 502 | 505 | 2 | 9,8 kW (13,3 PS) | | | | 2,00 3,00 | 911 P 947 EX CR P |  | | | |
| Dieselmotor LDW 602 | 611 | 2 | 11,8 kW (16 PS) | | | | | | | | | |
| Dieselmotor LDW 903 | 916 | 3 | 17,2 kW (23,4 PS) | | | | | | | | | |
| Dieselmotor LGV 523 | | 2 | | | | | | | | | | |
| Dieselmotor LGV 627 | | 2 | | | | | | | | | | |
| Motor Benzinmotor | | 1 | | LA 300 + DM 350 | | 76,000 | 2,00 2,00 4,00 | 910 CR S 911 P 777 CR S |  | 120 026 0030 00 | 1 | STD |
| Dieselmotor LDA 520, 522, 523, 525, 527 | | 1 | | | | 78,000 | 2,00 2,00 2,00 4,00 | 910 CR S 911 IF P 911 IF P 947 EX FE |  | 120 026 0009 00 29 | 1 | STD 1,00 |
| Dieselmotor 6 LD 325 | | 1 | | | | 78,000 | 2,00 2,00 4,00 | 910 CR S 911 IF P 947 EX FE |  | 120 026 0017 00 | 1 | STD |
| Dieselmotor 15 LD 315 | 315 | 1 | 5 kW (6,8 PS) | | | 78,000 | 2,00 2,00 | 910 CR S 911 P |  | 120 026 0018 00 21 | 1 | STD 0,50 |
| Dieselmotor 196 LDA 326 | | 1 | | | | | 3,00 | 947 EX CR |  | 29 | | 1,00 |
| Dieselmotor LA/LDA 80 | | 1 | | | | 80,000 | 2,00 2,00 2,00 4,00 | 910 CR S 911 FE 931 FE 947 EX P |  | 120 026 0014 00 21 | 1 | STD 0,50 |
| Dieselmotor LA 400 | | 1 | | | | 80,000 | 2,00 2,00 | 910 CR S 911 FE |  | 120 026 0028 00 21 | 1 | STD 0,50 |
| Dieselmotor LDA 80 | | 1 | | | | | 4,00 | 947 EX P |  | | | |
| Dieselmotor LDA 530, 532, 533, 535, 537 | | 1 | | Industriemotor | | 82,000 | 2,00 | 910 IF CR |  | 120 026 0007 00 | 1 | STD |
| Dieselmotor T 530, T 532, T 533 | 359 | 1 | 4,7-5,5 kW (6,4-7,5 PS) | Industriemotor | | | 2,00 2,00 5,00 | 911 P 911 P 947 EX P |  | 21 29 | | 0,50 1,00 |
| Dieselmotor LA 82 | | 1 | | | | 82,000 | 2,00 2,00 4,00 | 910 IF CR 930 FE 948 FE |  | 120 026 0019 00 21 29 | 1 | STD 0,50 |
| Dieselmotor 6 LD 360 | | 1 | | | | 82,000 | 2,00 2,00 5,00 | 910 IF CR 911 P 947 EX P |  | 120 026 0025 00 21 | 1 | STD 0,50 |
| Dieselmotor LDA 450, LDA 455, 3 LD 450 | 454 | 1 | 6-7,4 kW (8,1-10 PS) | Industriemotor | 75- | 85,000 | 2,00 2,00 | 910 CR P 911 FE |  | 120 026 0001 00 21 | 1 | STD 0,50 |
| Dieselmotor LDA 510 | 510 | 1 | | | | | 2,00 4,00 | 930 FE 948 EX P |  | | | |
| Dieselmotor LDA 513, 3 LD 510 | 510 | 1 | | | | | | | | | | |
| Dieselmotor 3LD 450 | | 1 | | | | 85,000 | 2,00 2,00 | 910 CR P 911 IF P |  | 120 026 0010 00 21 | 1 | STD 0,50 |
| Dieselmotor 3LD 510.1 | | 1 | | | | | 4,00 | 948 EX P |  | | | |
| Motor | 454 | 1 | | | | 85,000 | 2,50 2,00 4,00 | 910 IF CR 911 FE 947 EX |  | 120 026 0029 00 | 1 | STD |
| Dieselmotor LA 85 | | 1 | | | | 85,000 | 2,50 2,50 5,00 | 910 CR 930 P 948 P |  | 120 026 0011 00 | 1 | STD |
| Dieselmotor 10 LD 400.2 | | 2 | | | | 86,000 | 2,00 | 910 CR S |  | 120 026 0020 00 | 1 | STD |
| Dieselmotor 10 LD 400.3 | | 3 | | | | | 2,00 4,00 | 911 IF P 947 EX CR |  | 21 | | 0,50 |
| Dieselmotor 6 LD 400.1 | 395 | 1 | 6,3 kW (8,6 PS) | | | | | | | | | |
| Dieselmotor LA 490 | | 1 | | | | 88,000 | 2,00 | 910 CR S |  | 120 026 0021 00 | 1 | STD |
| Dieselmotor LA 490 | | 3 | | | | | 2,00 4,50 | 911 IF P 947 EX |  | | | |
| Dieselmotor 9 LD 560.2 | | 2 | | | | 90,000 | 2,00 | 910 CR S |  | 120 026 0024 00 | 1 | STD |
| Dieselmotor 9 LD 561.2 | | 2 | | | | | 2,00 4,00 | 911 FE 948 EX FE |  | 21 29 | | 0,50 1,00 |



LOMBARDINI

Globally reliable

| | ccm | | | | | | | | | | | | |
|---|------|---|--------------------|--|--|--|--|--|---|--|-----------------------------|---|---------------------|
| Dieselmotor 9 LD 560 2 | 1120 | 2 | | | | | | 90,000 2,00 2,00 2,00 4,00 | 910 CR S 911 FE 911 FE 948 EX FE | | 120 026 0027 00 21 29 | 1 | STD 0,50 1,00 |
| Dieselmotor LDA 710, 713, 715 | | 1 | | | | | | 90,000 | 2,50 910 IF CR 911 FE | | 120 026 0008 00 | 1 | STD |
| Dieselmotor LDA 710, 904 | 1196 | 2 | | | | | | 2,50 2,50 5,00 | 930 FE 947 EX FE | | | | |
| Dieselmotor LDA 90 | | 1 | | | | | | 90,000 | 3,00 910 IF CR 911 IF FE | | 120 026 0012 00 | 1 | STD |
| Dieselmotor LDA 91 | | 1 | | | | | | 5,00 | 948 EX P | | | | |
| Dieselmotor LDA 720 | | 1 | | | | | | 95,000 | 2,50 910 IF CR 911 IF P | | 120 026 0004 00 21 | 1 | STD 0,50 |
| Dieselmotor LDA 723 | | 1 | | | | | | 2,50 | 930 FE | | 29 | | 1,00 |
| Dieselmotor LDA 725 | | 1 | | | | | | 5,00 | 947 EX P | | | | |
| Dieselmotor 11 LD 625.3 | | 3 | | | | | | 95,000 | 2,50 910 IF CR 911 IF P | | 120 026 0013 00 21 | 1 | STD 0,50 |
| Dieselmotor 7 LD 665.1 | | 1 | | | | | | 2,50 | 947 EX P | | 29 | | 1,00 |
| Dieselmotor 7 LD 665.2 | | 2 | | | | | | | | | | | |
| Dieselmotor 9 LD 625.2 | 1248 | 2 | 21 kW (28,6 PS) | | | | | | | | | | |
| Dieselmotor LDA 720 | | 1 | | | | | | | | | | | |
| Dieselmotor LDA 670, LDA 96, 4 LD 640 | | 1 | | | | | | 95,000 | 3,00 910 CR 911 FE | | 120 026 0003 00 | 1 | STD |
| Dieselmotor LDA 672, LD 675 2 | 1346 | 2 | | | | | | 3,00 3,00 5,00 | 930 FE 947 EX | | | | |
| Dieselmotor LDA 673, 5 LD 675 3 | 2019 | 3 | | | | | | | | | | | |
| Dieselmotor LDA 674, 5 LD 675 4 | 2692 | 4 | | | | | | | | | | | |
| Motor 5 LD 675 4 | | | | | | | | | | | | | |
| Dieselmotor LDA 670, LDA 96, 4 LD 640 | | 1 | | | | | | 95,000 | 3,00 910 CR P 911 FE | | 120 026 0026 00 | 1 | STD |
| Dieselmotor LDA 672, LD 675 2 | 1346 | 2 | | | | | | 3,00 3,00 5,00 | 911 FE 947 EX | | | | |
| Dieselmotor LDA 673, 5 LD 675 3 | 2019 | 3 | | | | | | | | | | | |
| Dieselmotor LDA 674, 5 LD 675 4 | 2692 | 4 | | | | | | | | | | | |
| Motor 5 LD 675 4 | | | | | | | | | | | | | |
| Dieselmotor 5 LD 825 2 | | 2 | | | | | | 100,000 | 2,50 910 CR 911 FE | | 120 026 0015 00 | 1 | STD |
| Dieselmotor 5 LD 825 3 | | 3 | | | | | | 3,50 | 947 EX CR | | | | |
| Dieselmotor 5 LD 825 4 | | 4 | | | | | | | | | | | |
| Dieselmotor LDA 830 | | 2 | | | | | | | | | | | |
| Dieselmotor LDA 100, 5 LD 105, 4 LD 705 | 707 | 1 | | | | | | 100,000 | 3,00 910 CR 911 FE | | 120 026 0005 00 | 1 | STD |
| Dieselmotor T 832, 5 LD 825 | 1648 | 2 | | | | | | 2,50 | 930 P | | | | |
| Dieselmotor T 833, 5 LD 825 | 2472 | 3 | | | | | | 5,00 | 947 EX P | | | | |
| Dieselmotor T 834, 5 LD 825 | 3296 | 4 | | | | | | | | | | | |
| Dieselmotor LDA 820/ 825, 4 LD 820 | 817 | 1 | | | | | | 102,000 | 3,00 910 CR P 911 FE | | 120 026 0006 00 | 1 | STD |
| | | | | | | | | 2,50 | 911 FE | | | | |
| | | | | | | | | 2,50 | 911 FE | | | | |
| | | | | | | | | 5,00 | 947 EX CR | | | | |
| Dieselmotor 5 LD 930 | | 3 | | | | | | 106,000 | 2,50 910 CR IF P 911 P | | 120 026 0023 00 | 1 | STD |
| Dieselmotor 5 LD 930.3 | | 3 | | | | | | 2,50 | 911 P | | | | |
| Dieselmotor 5 LD 930.4 | | 4 | | | | | | 5,00 | 947 EX CR P | | | | |












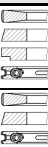





|  | ccm |  |  |  |  |  |  |  |  |  |  | |
|---|------|---|---|---|---|--|---|---|---|---|---|-----|
| Motor 910, 910 S, 912, 912 S | 2174 | 4 | 104-170 kW (142-231 PS) | Esprit, Excel | 1986... | 95,300 | 1,50 1,50 3,50 | 910 IF NIT S 931 P 777 NIT S |  | 120 347 0001 00 | 1 | STD |


































M.A.N.

Globally reliable

| | ccm | | | | | | | | | | | |
|--|------|---|-------------------------------------|--|--------|---------|------------------------------|--|--|-----------------------------|---|---------------------|
| Aircompressor | | | | Aircompressor | | 90,000 | 2,50 2,50 4,00 | 911 FE 930 FE 948 EX FE | | 120 300 0007 00 21 29 | 1 | STD 0,50 1,00 |
| Dieselmotor 2 BNM/S | 1840 | 2 | | | | 95,000 | 3,00 3,00 3,00 5,00 | 910 CR 911 FE 930 FE 947 EX P | | 120 031 0010 00 | 1 | STD |
| Dieselmotor D 9532 M | 1840 | 2 | | Traktor 2 L 1, 2 L 2, 2 L 3, 4 L 1 | | | | | | | | |
| Dieselmotor 599 | 3017 | 4 | | 270, 470, 475, 485, 570, 585 | | 98,000 | 3,00 2,50 2,50 4,50 | 914 CR 911 IW FE 930 FE 947 EX CR | | 120 040 0020 00 | 1 | STD |
| Dieselmotor 712.03/04/08 | 3017 | 4 | | 685, 785 | | | | | | | | |
| Dieselmotor 712.03/04/07 | 3317 | 4 | 51,5/58/ 63 kW (70/79/ 85 PS) | 270, 470, 485, 570, 585, 685, 785 | 69-77 | 98,000 | 3,00 2,50 4,50 | 914 CR 911 IW FE 947 EX CR | | 120 040 0024 00 | 1 | STD |
| Dieselmotor D 0022 M 161 | | 2 | | Traktor 4 R 2, 4 S 2, 415, 520, 626, 6.90 FK, 8.90 FK, 8.136 FK, 9.136 FK, 10.136 FK, Omnibus 420 HOC 1/2 | | 100,000 | 2,50 2,50 5,00 | 910 CR 911 FE 947 EX CR P | | 120 031 0001 00 | 1 | STD |
| Dieselmotor D 0024 M 220/221 | | 4 | | | | | | | | | | |
| Dieselmotor D 0026 M 1/2/H | | 6 | | | | | | | | | | |
| Dieselmotor D 0022 M 161 | | 2 | | Traktor 4 R 2, 4 S 2, 415, 520, 626, 6.90 FK, 8.90 FK, 8.136 FK, 9.136 FK, 10.136 FK | | 100,000 | 2,50 2,50 2,50 5,00 | 910 CR 911 FE 911 FE 947 EX CR P | | 120 031 0011 00 | 1 | STD |
| Dieselmotor D 0024 M 220/221 | | 4 | | | | | | | | | | |
| Dieselmotor D 0026 M 1/2/H | | 6 | | | | | | | | | | |
| Dieselmotor 597-02 | 5278 | 6 | 92,5 kW (126 PS) | 5.126 F, 6.126 F, 7.126 F, 8.126 F, 9.126 F, 10.126 F | 67-71 | 100,000 | 3,00 2,50 2,50 5,00 | 914 CR 911 FE 911 FE 947 EX CR P | | 120 040 0023 00 | 1 | STD |
| Dieselmotor D 0216 | | 6 | | | | 102,000 | 2,50 2,50 5,00 | 910 CR 911 FE 947 EX CR | | 120 031 0003 00 | 1 | STD |
| Dieselmotor MXUL | | 6 | | | | | | | | | | |
| Dieselmotor D 0224 M/MF/ME | 3791 | 4 | 58-66 kW (79-90 PS) | Baureihe 6.90, 8.90 | | 102,000 | 2,50 2,50 | 910 CR 911 FE | | 120 031 0018 00 | 1 | STD |
| Dieselmotor D 0226 M/MF/ ME/MFO/MH/ MFM/MFA/MMS | 5687 | 6 | 66-100 kW (90-130 PS) | 6.90 F/FK, 8.90 F/FK, 8.136 F/FK, 9.136 F/FK, 10.136 F, 11.136, 12.136, 14.136, 17.136 | 79- | | 4,00 | 947 EX CR | | | | |
| Dieselmotor D 0226 MK/MKF/ MC/MLE/MKFA/ MKH | 5687 | 6 | 125-154 kW (170-209 PS) | 12.170, 12.192, 14.170, 14.192, 16.170, 17.192 | 83- | 102,000 | 3,00 2,50 4,00 | 914 CR 931 FE 947 EX CR | | 120 031 0002 00 | 1 | STD |
| Dieselmotor D 0226 MTE/MTKE/MTXE | 5687 | 6 | 81-135 kW (110-184 PS) | | | | | | | | | |
| Dieselmotor 720.05/08 | 3593 | 4 | 65/66 kW (88/90 PS) | 690, 7.90 | | 102,000 | 3,00 2,50 5,00 | 914 CR 911 FE 947 EX CR | | 120 040 0025 00 | 1 | STD |
| Dieselmotor 0846, HM 2/HMN 2/HMY, 8.156, 8.160 H/F, 9.156, 9.160, 13.168, 15.168, 16.168, 750 HO-SL, SG/SL 192, CR 160, UE 590 | 7252 | 6 | 93/115/ 118 kW (127/156/ 160 PS) | | 73- | 108,000 | 2,50 2,50 5,00 | 910 CR 911 P 947 EX CR | | 120 031 0009 00 | 1 | STD |
| Dieselmotor D 0836 M/MH/ MU/HM 3 U/HM/ HMN/HMU/HM2/ HM 7 | 7030 | 6 | 99,5/115 kW (135/156 PS) | LKW-Series, 635/735/ 650/850 | 63-73 | | | | | | | |
| Dieselmotor D 846 HM 2/ HMN 2/HMY | 7252 | 6 | 93/115/ 118 kW (127/156/ 160 PS) | 8.156, 8.160 H, 8.160 F, 9.156, 9.160, 13.168, 15.168, 16.168, 750 HO-SL, SG 192, SL 192, CR 160, UE 590 | 69-73 | | | | | | | |
| Dieselmotor D 0824 GF | 4580 | 4 | 75 kW (102 PS) | | | 108,000 | 2,50 2,50 4,00 | 910 CR 911 P 947 EX CR | | 120 031 0021 00 | 1 | STD |
| Dieselmotor D 0824 GF 01/02/03 | 4580 | 4 | 75 kW (102 PS) | | 91- | | | | | | | |
| Dieselmotor D 0826 GD 01/02/03 | 6870 | 6 | 114 kW (155 PS) | | 91- | | | | | | | |
| Dieselmotor D 0826 GF 04 Euro 1 | 6870 | 6 | 114 kW (155 PS) | | 92- | | | | | | | |
| Dieselmotor D 0826 GF/OH/F | 6871 | 6 | 110 kW (150 PS) | F 90, G 90, M 90, 6.100 FK 310/ 360/340, 9.150 FK 310/360/460, 10.150 F 360/425/ 460/510 | 09/87- | | | | | | | |

|  | ccm |  |  |  |  |  |  |  |  |  |  | |
|---|------|---|---|---|---|--|---|---|---|---|---|-----|
| Dieselmotor D 0836 M/HM | | 6 | | | | 108,000 | 3,00 2,50 2,50 5,00 | 914 CR 911 P 930 FE 947 EX CR |  | 120 031 0004 00 | 1 | STD |
| Dieselmotor D 0824 Euro 1 | 4580 | 4 | | 8.153F, 9.153F, 9.163F | | 108,000 | 3,00 2,50 | 914 CR 911 P |  | 120 031 0020 00 | 1 | STD |
| Dieselmotor D 0824 LFL 02 Euro 2 | 4580 | 4 | 118 kW (160 PS) | 8.163, 12.163 | 95- | | 4,00 | 947 EX CR |  | | | |
| Dieselmotor D 0826 FG 01/002 | 6871 | 6 | 169 kW (230 PS) | 17.232 | 88- | | | | | | | |
| Dieselmotor D 0826 FG 01/002 | 6871 | 6 | 169 kW (230 PS) | 17.232 | 88- | | | | | | | |
| Dieselmotor D 0826 LE 51/ LE 52/ WE 51/ TUE 51/ LUE 51/160 | 6871 | 6 | 132 kW (180 PS) | Fendt - S Traktor | | | | | | | | |
| Dieselmotor D 0826 LF 01/ LF 02/ LF 04/ LF 06, D 0826 LUH04, LUH213 | 6600 | 6 | | 10.153F, 10.163F, 18.232 | | | | | | | | |
| Dieselmotor D 0826 LF/ LF 04/LOH/LF 07 | 6590 | 6 | 142/169 kW (192/230 PS) | 17.232 | 88-08/90 | | | | | | | |
| Dieselmotor D 0826 LFL 03/ LF 11/LUH 11 Euro 2/ LF 15 EVB | 6871 | 6 | 162 kW (220 PS) | 8.224 F | 95- | | | | | | | |
| Dieselmotor D 0826 TF, TOH | 6590 | 6 | 137 kW (186 PS) | | | | | | | | | |
| Dieselmotor D 0834 LFL, LOH | 4580 | 4 | 103 - 132 kW 162 - 206 PS | 8.145, 9.145, 10.145, 12.145, 8.185, 10.185, 12.185, LE 140 | 00 - | 108,000 | 3,00 2,50 3,00 | 914 CR 911 FE 947 EX NIT S |  | 120 031 0027 00 | 1 | STD |
| Dieselmotor D 0836 LF 01, 02, 03, 04, 05 | 6871 | 6 | 162 - 206 kW 220 - 280 PS | 12.284, 14.284, 15.284, 18.284, 20.284, 23.284, 25.284, 12.255, 14.255, 15.255, 18.255, 18.255, 20.255, 25.255, 26.255, LE 250 | 00 - | | | | | | | |
| Dieselmotor D 1146 | | 6 | | | | 111,000 | 3,50 3,00 4,00 | 914 CR 911 FE 947 EX CR |  | 120 031 0008 00 | 1 | STD |
| Dieselmotor D 1246 MT | | 6 | 125 kW 170 PS | Truck-engine | 54 - | 112,000 | 2,50 2,50 2,50 5,00 | 910 CR P 911 P 930 P 947 EX P |  | 120 031 0034 00 | 1 | STD |

|  | ccm |  |  |  |  |  |  |  |  |  |  | |
|---|-------|---|---|--|---|--|---|---|---|---|---|-----|
| Dieselmotor D 2066 LF01 - D 2066 LF72 | 10518 | 6 | 228 kW - 324 kW (310-440 PS) | TGA, TGS, TGX 18.310, TGA, TGS, TGX 18.320, TGA, TGS, TGX 18.350, TGA, TGS, TGX 18.360, TGA, TGS, TGX 18.390, TGA, TGS, TGX 18.400, TGA, TGS, TGX 18.430, TGA, TGS, TGX 18.440, TGA, TGS, TGX 19.350, TGA, TGS, TGX 19.360, TGA, TGS, TGX 19.390, TGA, TGS, TGX 19.400, TGA, TGS, TGX 19.430, TGA, TGS, TGX 24.350, TGA, TGS, TGX 24.360, TGA, TGS, TGX 24.390, TGA, TGS, TGX 24.400, TGA, TGS, TGX 24.430, TGA, TGS, TGX 24.440, TGA, TGS, TGX 26.310, TGA, TGS, TGX 26.320, TGA, TGS, TGX 26.350, TGA, TGS, TGX 26.360, TGA, TGS, TGX 26.390, TGA, TGS, TGX 26.400, TGA, TGS, TGX 26.430, TGA, TGS, TGX 26.440, TGA, TGS, TGX 28.310, TGA, TGS, TGX 28.320, TGA, TGS, TGX 28.350, TGA, TGS, TGX 28.360, TGA, TGS, TGX 28.390, TGA, TGS, TGX 28.400, TGA, TGS, TGX 28.430, TGA, TGS, TGX 28.440, TGA, TGS, TGX 32.350, TGA, TGS, TGX 32.360, TGA, TGS, TGX 32.390, TGA, TGS, TGX 32.400, TGA, TGS, TGX 32.430, TGA, TGS, TGX 32.440, TGA, TGS, TGX 33.350, | 12/00- | 120,000 | 3,50 2,50 3,50 | 914 IF NIT PVD 911 IF U NIT S 947 EX NIT S |    | 120 031 0032 00 | 1 | STD |














|  | ccm |  |  |  |  |  |  |  |  |  |  | |
|--|-------|---|---|--|---|--|---|---|---|---|---|-----|
| Dieselmotor D 2066 LF 25, D 2066 LF 26 D 2066 LF 27, D 2066 LF 28, D 2066 LF 40, D 2066 LF 41, D 2066 LF 43 | 10518 | 6 | 235 kW - 324 kW (320 - 440 PS) | TGA 28.430, TGA 28.440, TGA 26.430, TGA 26.440, TGA 18.440, TGA 18.430, TGX 35.440, TGX 28.440, TGX 26.440, TGX 24.440 TGS 41.440, TGS 37.440, TGS 35.440, TGS 33.440, TGS 26.440, TGS 24.440 | 05/04- | 120,000 | 3,50 3,00 4,00 | 914 CKS 911 CR P 947 EX CR |  | 120 031 0031 00 | 1 | STD |
| Dieselmotor D 10 UT 150, Euro 2 RABA Engine | 10350 | 6 | 150 kW (204 PS) | Ikarus-Bus, IK 280 Raba | 95- | 121,000 | 3,50 2,00 3,50 | 914 CR 911 IF CR 947 EX CR |  | 120 341 0001 00 | 1 | STD |
| Dieselmotor D 2156 HM/HMN/MGN/ MY/MNY/MYN/ HNY/HM 2/ HM 3/ HMN 3/ HM 9/HMN 9 | 10343 | 6 | 141,5/158/ 169 kW (192/215/ 230 PS) | 9.192, 9.216, 10.215, 12.192, 12.215, 13.215, 13.230, 15.192, 15.216, 16.816, 16.192, 16.215, 21.215, 22.215, SL 192, SG 192, 12 UE 192, 10 UE 192, 11 UE 192 | 66-75 | 121,000 | 3,50 3,00 3,00 5,50 | 914 CR 911 FE 930 FE 947 EX CR |  | 120 031 0005 00 | 1 | STD |
| Dieselmotor D 2156 HMXU -036/-038, HMU 11 | 10349 | 6 | 141,5 kW (192 PS) | 9.192 H, 12.192 H, 22.192 FN/ FNL, SL 192, SG 192 | 69-75 | | | | | | | |
| Dieselmotor D 2156 MT/MTN/MTX | 10344 | 6 | 188,5 kW (256 PS) | 13.256 F, 16.256 F, 19.256 F, 22.256 F, 26.256 F, 30.256 F | 66-71 | | | | | | | |
| Dieselmotor D 2146 HM | 9659 | 6 | 156 kW (212 PS) | 770 L 1, 780 H, 1070 L 1, 1080 H, 2170 L 1 D, 3100, 3500, 4100, 4500, 4600, 4900, 5200, 10210 TLA, 10210 TL 1, 10212 H, 750, 890 | 63-72 | 121,000 | 3,50 3,00 3,00 5,50 | 910 CR 911 FE 930 FE 947 EX CR |  | 120 031 0012 00 | 1 | STD |
| Dieselmotor D 2146 M | 9659 | 6 | 126,5 kW (172 PS) | | | | | | | | | |
| Dieselmotor D 2146 M II | 9659 | 6 | 132 kW (180 PS) | | | | | | | | | |
| Dieselmotor D 2356 HM 2/ HM 9/ HM 10/ HMN 2/HMX | 10690 | 6 | 169,5 kW (230 PS) | 10.230 FL, 12.230 H/FL, 13.230 FL, 16.230 FNS, 19.230 DF, 22.230 F, 30.230 F, SG 192, SUE 230, 11 UE 192, 12 UE 192 | 68-74 | 123,000 | 3,50 3,00 3,00 5,50 | 914 CR 911 FE 930 FE 947 EX CR |  | 120 031 0013 00 | 1 | STD |
| Dieselmotor D 2366 | | 6 | | | | 123,000 | 3,50 3,00 4,00 | 914 CR 911 FE 947 EX CR |  | 120 031 0024 00 | 1 | STD |



M.A.N.

Globally reliable

| | ccm | | | | | | | | | | | |
|--|-------|----|--------------------------------------|--|-------|---------|------------------------------|---|--|-----------------|---|-----|
| Dieselmotor D 2555 M/ME, MUH, MF, MX | 9199 | 5 | 123,5/ 141,5 kW (168/192 PS) | | | 125,000 | 3,00 | 914 CR S | | 120 031 0006 00 | 1 | STD |
| Dieselmotor D 2556 M/MX/MXF/MXH/MUH | 11100 | 6 | 147/ 176,5 kW (200/240 PS) | 12.168, 13.168, 15.168, 13.192, 15.192, 15.200, 15.240, 16.168, 16.200, 16.240, 19.168, 19.200, 19.240, 22.240, 26.240, 30.240, SD 200, SL 200, SUE 200, SR 240, SUE 240 | 73- | | 3,00 3,00 5,00 | 911 FE 947 EX CR | | | | |
| Dieselmotor D 2565 HM/M/ME/MF/MFR/ MR/MUE/ MUH/MUL | 9510 | 5 | 92-141 kW (125-192 PS) | 11.168, 13.168, 13.192, 14.168, 14.192, 15.168, 15.192, 16.168, 16.192, 22.192 | | | | | | | | |
| Dieselmotor D 2566 HM/M/ME/MH/MXF/ MF/MUL/MUE/MUH/ MFO/MFOR/MFR/ MUM | 9510 | 5 | 92-141 kW (125-192 PS) | 11.168, 13.168, 13.192, 14.168, 14.192, 15.168, 15.192, 16.168, 16.192, 22.192 | | | | | | | | |
| Dieselmotor D 2566 HM/M/ME/MH/MXF/ MF/MUL/MUE/MUH/ MFO/MFOR/MFR/ MUM | 11407 | 6 | 125-177 kW (170-240 PS) | 15.240, 16.240, 19.240, 22.240, 26.240, 30.240, SG 192, SL 200, SD 200, SG 220, SUE 240, SR 240, SUE 240 | 76- | | | | | | | |
| Dieselmotor D 2566 HM/M/ME/MH/MXF/ MF/MUL/MUE/MUH/ MFO/MFOR/MFR/ MUM | 11407 | 6 | 125-177 kW (170-240 PS) | 15.240, 16.240, 19.240, 22.240, 26.240, 30.240, SG 192, SL 200, SD 200, SG 220, SUE 240, SR 240, SUE 240 | 76- | | | | | | | |
| Dieselmotor G 2566 UH/UM | 11412 | 6 | 147 kW (200 PS) | Bus-, Industriemotor | 76- | | | | | | | |
| Dieselmotor D 2530 ME/MF/MXF | 15945 | 10 | 156/196/ 235 kW (212/267/ 320 PS) | 16.320, 19.320, 20.320, 22.320, 26.320, 30.320, 32.320, 38.320, DFK-3875, DF-4525, DF-5175 | 72-81 | 125,000 | 3,00 3,00 5,00 | 910 CR 911 FE 947 EX CR | | 120 031 0014 00 | 1 | STD |
| Dieselmotor D 2538 M/ME/MF | 12756 | 8 | 160/188 kW (218/256 PS) | 16.256, 19.256, 26.256, 30.256 | 72-76 | | | | | | | |
| Dieselmotor D 2530 MTE/MTXF | 15900 | 10 | 223 -294 kW (303 - 400 PS) | 16.320, 19.320, 19.360, 22.320, 26.320, 30.320, 32.320, 40.400, Marine-, Industriemotor | | 125,000 | 3,00 3,00 3,00 5,00 | 914 CR S 911 FE 931 FE 947 EX CR | | 120 031 0015 00 | 1 | STD |
| Dieselmotor D 2538 MT/MTE/MTH | 12763 | 8 | 178/204/ 235 kW (242/277/ 320 PS) | 16.320, 19.320, 26.320, 30.320 | | | | | | | | |
| Dieselmotor D 2555 M/ME, MUH, MF, MX | 9199 | 5 | 123,5/ 141,5 kW (168/192 PS) | | | 125,000 | 3,00 | 914 CR S | | 120 031 0016 00 | 1 | STD |
| Dieselmotor D 2556 M/MX/MXF/MXH/MUH | 11100 | 6 | 147/ 176,5 kW (200/240 PS) | 12.168, 13.168, 15.168, 13.192, 15.192, 15.200, 15.240, 16.168, 16.200, 16.240, 19.168, 19.200, 19.240, 22.240, 26.240, 30.240, SD 200, SL 200, SUE 200, SR 240, SUE 240 | 73- | | 3,00 3,00 5,00 | 931 FE 947 EX CR | | | | |
| Dieselmotor D 2565 HM/M/ME/MF/MFR/ MR/MUE/ MUH/MUL | 9510 | 5 | 92-141 kW (125-192 PS) | 11.168, 13.168, 13.192, 14.168, 14.192, 15.168, 15.192, 16.168, 16.192, 22.192 | | | | | | | | |
| Dieselmotor D 2566 HM/M/ME/MH/MXF/ MF/MUL/MUE/MUH/ MFO/MFOR/MFR/ MUM | 9510 | 5 | 92-141 kW (125-192 PS) | 11.168, 13.168, 13.192, 14.168, 14.192, 15.168, 15.192, 16.168, 16.192, 22.192 | | | | | | | | |
| Dieselmotor D 2566 HM/M/ME/MH/MXF/ MF/MUL/MUE/MUH/ MFO/MFOR/MFR/ MUM | 11407 | 6 | 125-177 kW (170-240 PS) | 15.240, 16.240, 19.240, 22.240, 26.240, 30.240, SG 192, SL 200, SD 200, SG 220, SUE 240, SR 240, SUE 240 | 76- | | | | | | | |
| Dieselmotor D 2566 HM/M/ME/MH/MXF/ MF/MUL/MUE/MUH/ MFO/MFOR/MFR/ MUM | 11407 | 6 | 125-177 kW (170-240 PS) | 15.240, 16.240, 19.240, 22.240, 26.240, 30.240, SG 192, SL 200, SD 200, SG 220, SUE 240, SR 240, SUE 240 | 76- | | | | | | | |
| Dieselmotor G 2566 UH/UM | 11412 | 6 | 147 kW (200 PS) | Bus-, Industriemotor | 76- | | | | | | | |



















|  | ccm |  |  |  |  |  |  |  |  |  |  | |
|---|-------|---|---|---|---|--|---|---|---|---|---|-----|
| Dieselmotor D 2565 MT/MK/MKUL | 9510 | 5 | 169,5 kW (230 PS) | | | 125,000 | 3,50 3,00 | 914 CR 931 FE |  | 120 031 0007 00 | 1 | STD |
| Dieselmotor D 2566 MT/MTE/MLE/ MFT/MTH/MTU/ MTF/MTUM/ MTUE/MK/MUF/ MKUL/MTUH/ LUM/MKF/ MKUH/KUL/ MLUH/MTHO | 11407 | 6 | 162-235 kW (220-320 PS) | 19281 F/FL/FK/FS/ FAS/FAK/U/ UL, 19280 F/FL/, FT/FK/ FS/FAS/ MLUH/ MTHO FAK/DF/DFK/ HF/HAK, 19321, 22280 FNL, 22281 FNL, 22321 UNL, 26280 DF/DFK/ DFS/DFAS, 26281 DHAK/ DHK, 26321DF/DFS/ DFK/DFAS/ DFAK, 30280 VF, 32280 DHAK, 32281 DF/DFS/ DFK/DFAK/ DFAS/ DHK/ SG 220, SG 240, 240 M 10, 240 M 12 | 76- | | | | | | | |
| Dieselmotor D 2566 UH/BUH | 11413 | 6 | 147/177 kW (200/ 240,5 PS) | | 83- | | | | | | | |
| Dieselmotor D 2540 MT/F/MTE | 17426 | V10 | 287-405 kW (390-550 PS) | Marine engine Industrial engine | 77- | 125,000 | 3,50 3,00 3,00 5,00 | 914 CR 911 FE 931 FE 947 EX CR |  | 120 031 0022 00 | 1 | STD |
| Dieselmotor D 2542 MLE | 20190 | V12 | 420-478 kW (571-650 PS) | | | | | | | | | |
| Dieselmotor D 2542 MTE | 20190 | V12 | 311-405 kW (423-550 PS) | | | | | | | | | |
| Dieselmotor D 2548 MT/MTF 42283 | 13940 | V8 | 264 kW (360 PS) | | | | | | | | | |



M.A.N.

Globally reliable














| | ccm | | | | | | | | | | | |
|--|-------|---|-----------------|--|--------|---------|----------------------|----------------------------------|--|-----------------|---|-----|
| Dieselmotor D 2676 LF 01, D 2676 LF 12, D 2676 LF 14 | 12412 | 6 | 353 kW (480 PS) | TGA 41.480, TGA 37.480, TGA 35.480, TGA 33.480, TGA 32.480, TGA 26.480, TGA 24.480, TGA 18.480, | 01/06- | 126,000 | 4,00 3,00 4,00 | 914 CKS 911 CR P 947 EX CR | | 120 031 0023 00 | 1 | STD |
| Dieselmotor D 2676 LF 02, D 2676 LF 03, D 2676 LF 14 | 12412 | 6 | 353 kW (480 PS) | TGS 41.480, TGS 40.480, TGS 35.480, TGS 33.480, TGS 28.480, TGS 26.480, TGS 21.480, TGS 19.480, TGS 18.480, | 01/06- | | | | | | | |
| Dieselmotor D 2676 LF 04 | 12412 | 6 | 324 kW (440 PS) | TGA 19.440, TGA 26.440, TGA 27.440, TGA 33.440, TGA 40.440, TGA 41.440, TGS 19.440, TGS 21.440, TGS 26.440, TGS 33.440, TGS 40.440, TGS 41.440, | 12/04- | | | | | | | |
| Dieselmotor D 2676 LF 05, D 2676 LF 07, D 2676 LF 12, D 2676 LF 14 | 12412 | 6 | 353 kW (480 PS) | TGA 18.480, TGA 24.480, TGA 26.480, TGA 32.480, TGA 33.480, TGA 35.480, TGA 37.480, TGA 39.480, TGA 41.480, TGS 18.480, TGS 24.480, TGS 26.480, TGS 28.480, TGS 32.480, TGS 33.480, TGS 35.480, TGS 37.480, TGS 41.480, TGX 18.480, TGX 24.480, TGX 26.480, TGX 28.480, TGX 33.480, TGX 35.480, | 02/04- | | | | | | | |
| Dieselmotor D 2676 LF 06, D 2676 LF 13 | 12412 | 6 | 397 kW (540 PS) | TGX 18.540, TGX 24.540, TGX 26.540, TGX 28.540, TGX 33.540, TGX 35.540, TGX 41.540, TGS 26.540, TGS 28.540, TGS 33.540, TGS 35.540, TGS 37.540, TGS 41.540, | 10/07- | | | | | | | |
| Dieselmotor D 2676 LF 11, D 2676 LF 13 | 12412 | 6 | 397 kW (540 PS) | TGA 24.540 | 01/06- | | | | | | | |
| Dieselmotor D 2676 LF 13 | 12412 | 6 | 397 kW (540 PS) | TGA 18.540, TGA 26.540, TGA 28.540, TGA 41.540, | 08/06- | | | | | | | |
| Dieselmotor D 2676 LF 16 | 12412 | 6 | 353 kW (480 PS) | TGX 33.480 | 10/07- | | | | | | | |

|  | ccm |  |  |  |  |  |  |  |  |  |  | |
|--|-------|---|---|--|---|--|---|---|---|---|---|-----|
| Dieselmotor D 2840 LE/T, LE 2A | 18270 | V10 | | Industriemotor | | 128,000 | 3,50 3,00 5,00 | 914 CR 931 FE 947 EX CR |  | 120 031 0017 00 | 1 | STD |
| Dieselmotor D 2840 LF | 18270 | V10 | 350 kW (476 PS) | 19.462 | 07/88-90 | | | |  | | | |
| Dieselmotor D 2840 LF | 18270 | V10 | 368 kW (500 PS) | 19.502 | 90- | | | | | | | |
| Dieselmotor D 2840 LF 06 Euro 1 | 18263 | V10 | 405 kW (550 PS) | | 92-95 | | | | | | | |
| Dieselmotor D 2840 LF, LXF, LE | 18270 | V10 | 338 kW (460 PS) | 19.462 | 87-06/88 | | | | | | | |
| Dieselmotor D 2840 LXE/LYE | 18270 | V10 | 603 kW (820 PS) | | | | | | | | | |
| Dieselmotor D 2840 LZE | | V10 | | Marine-, Industriemotor | 94- | | | | | | | |
| Dieselmotor D 2840 T | 18270 | V10 | 294 kW (400 PS) | 19.501 | | | | | | | | |
| Dieselmotor D 2842 LXE/LYE | 21930 | V12 | 735 kW (1000 PS) | Marine-, Industriemotor | 87-90 | | | | | | | |
| Dieselmotor D 2842 LZE | 21930 | V12 | | Marine-, Industriemotor | 94- | | | | | | | |
| Dieselmotor D 2842 T, LE 20, LE 21, LF, LXE, MLE | 21930 | V12 | 375-559 kW (510-760 PS) | Industriemotor | | | | | | | | |
| Dieselmotor D 2848 LE/T | 14618 | V8 | | Industriemotor | | | | | | | | |
| Dieselmotor D 2848 LXE/LYE | 14620 | V8 | 500 kW (680 PS) | | | | | | | | | |
| Dieselmotor D 2848 LZE | | V8 | | Marine-, Industriemotor | 94- | | | | | | | |
| Dieselmotor D 2865 L/LOH, LU 01/02/03/ 04/06, LF 02/03/04/ 06.10.2015 | 9972 | 5 | 221 kW (300 PS) | | | | | | | | | |
| Dieselmotor D 2865 LF 09/21 Euro 2 | 9975 | 5 | 213/250 kW (290/340 PS) | 19.343 FLT | | | | | | | | |
| Dieselmotor D 2866 F/FG/ FR/OH/UH/UM | 11967 | 6 | 176 kW (239 PS) | 200, 202, 240, 242, Industriemotor | 93- | | | | | | | |
| Dieselmotor D 2866 KOH, KUH, KU, KUL, KFZ, LF, LFZ, LFZR, LOCH, LU, LUL, TUH, TUM, K, KF, LUH, LXF | 11967 | 6 | 215/243/ 265 kW (292/330/ 360 PS) | 19.361, 19.332 F, 19.361 FLS, 19.362 F, 19.291, 19.292, 19.331, 22.330, 22.331, 22.332, 22.360, 22.361, 22.362, 24.362, 26.281, 26.291, 26.331, 26.361, 32.331, 32.361, 33.361, 34.291, 34.331, 280, 290, 292, 322, 332, 362, 363 | 83- | | | | | | | |
| Dieselmotor D 2866 LF 01/02/03/ 05/ 06/07/09/15, LU 01/03/04, D 2866 KF 09/LXE, LE 06109,LH 02, LXUH, LXOH, LXFG, LX, LFG, LXF, RXF | 11967 | 6 | 198-324 kW (269-440 PS) | 19.422, 19.361 FLS, 19.362 F/FS, 24.362, 25.362, Marine- Industrial engine | 87- | | | | | | | |
| Dieselmotor D 2866 LF 14/16/ 20/Euro 2 | 11970 | 6 | 294/309 kW (400/420 PS) | F 2000 | | | | | | | | |
| Dieselmotor D 2866 TOH | 11967 | 6 | 215 kW (292 PS) | Bus | | | | | | | | |
| Dieselmotor D 2840 MF/ MFR/MH/ME | 18270 | V10 | 245/261/ 268 kW (333/355/ 364 PS) | 26.365, 32.365, 40.365 | | 128,000 | 3,50 3,00 5,50 | 914 CR 931 FE 947 EX CR |  | 120 031 0019 00 | 1 | STD |
| Dieselmotor D 2842 ME | 21930 | V12 | 275/315/ 323/338 kW (374/428/ 439/460 PS) | Marine-, Industriemotor | 80- | | | | | | | |
| Dieselmotor D 2848 M/MH/TF | 14618 | V8 | 206 kW (280 PS) | | | | | | | | | |
| Dieselmotor D 2858 M, X 090 | 15450 | V8 | 223,5 kW (304 PS) | 13.304 DFS, 16.304 FN/FNS/ G/N, 19.304 DF/ DFS/G/N, 22.304 DFSA, 25.304, 26.304, 30.304 | 69-73 | 128,000 | 3,50 3,00 3,00 5,50 | 914 CR 911 FE 931 FE 947 EX CR |  | 120 031 0025 00 | 1 | STD |
| Dieselmotor D 2858 MT | 15442 | V8 | 250 kW (340 PS) | Industriemotor | | | | | | | | |
| Dieselmotor D2876 LUH 01, 02 | 12816 | 6 | 294 kW 400 PS | Stationary engine | | 128,000 | 3,50 3,00 | 910 CR 931 P |  | 120 031 0028 00 | 1 | STD |
| Dieselmotor E 2866 DUH 1, 2, 3, 4, 5 | 11970 | 6 | 228 kW 310 PS | Stationary engine - Gas engine | | | 4,00 | 947 EX NIT S |  | | | |
| Dieselmotor G 2866 LUH 1, DUH | 11967 | 6 | 122-344kW 166-468PS | | | 128,000 | 3,50 3,00 5,00 | 910 CR 931 P 947 EX CR |  | 120 031 0029 00 | 1 | STD |



M.A.N.

Globally reliable

|  | ccm |  |  |  |  |  |  |  |  |  |  | |
|---|-------|---|---|---|---|--|---|---|---|---|---|-----|
| Dieselmotor D 2840 LF 20 Euro 2 | 18273 | V10 | 441 kW (603 PS) | 19.603,00, 26.603 FNL | 96- | 128,000 | 4,00 3,00 | 914 IF CR 931 FE |  | 120 031 0026 00 | 1 | STD |
| Dieselmotor D 2842 | 21930 | 6 | 446 - 587 kW 607 - 798 PS | Stationary engine | 00 - | | 4,00 | 947 EX CR |  | | | |
| Dieselmotor D 2876 | 12816 | 6 | 294 - 338 kW 400 - 460 PS | F 2000, 19.462, 19.463 | 95 - | | | | | | | |
| Dieselmotor D2866 | 11967 | 6 | 191 - 309 kW 260 - 420 PS | 26.414, F 2000, NG 312, NG 313, NL 313, NUE 353, R 313, R 353, UEL 313 | 95 - | | | | | | | |

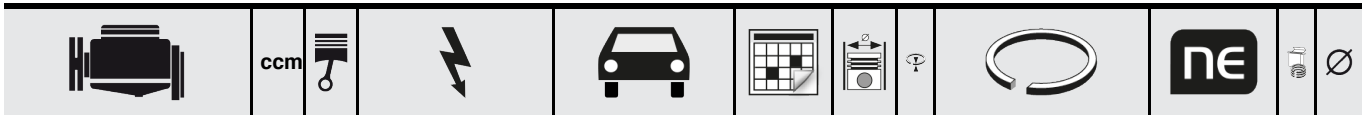


siehe / see / voir KHD

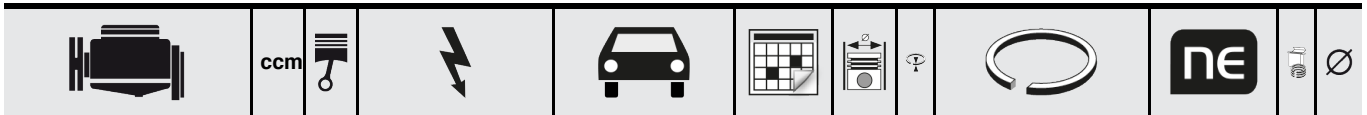


MALCOTSIS

Globally reliable



**auf Anfrage / acc. request /
sur demande**







































siehe / see / voir Perkins



MAZDA

Globally reliable

| | ccm | | | | | | | | | | | |
|---|------|---|--------------------------|---------------------------------------|-------------|--------|----------------------|--|--|-----------------|---|---------------------|
| B1 Gasoline | 987 | 4 | | | | 68,000 | 1,20 1,50 3,00 | 910 CR S 931 FE 777 CR S | | 121 085 0005 00 | 4 | STD 0,25 0,50 |
| PB Gasoline | 987 | 4 | | FPB SP A55V BP A55 BPB55 | | 68,000 | 2,00 2,00 4,00 | 911 TEF 931 FE 777 CR S | | 121 085 0004 00 | 4 | STD 0,25 0,50 |
| 323 6CV E1 Gasoline | 1100 | 4 | | | | 70,000 | 1,50 1,50 4,00 | 910 CR 911 FE 777 CR S | | 121 085 0010 00 | 4 | STD 0,25 0,50 |
| TB Gasoline | 1139 | 4 | | | | 70,000 | 2,00 2,00 4,00 | 911 TEF 931 FE 777 CR S | | 121 085 0008 00 | 4 | STD 0,25 0,50 |
| PC Gasoline | 985 | 4 | | Familia Presto | | 70,000 | 2,00 2,00 4,00 | 910 TEF 931 FE 947 EX TEF | | 121 085 0009 00 | 4 | STD 0,25 0,50 |
| TA Gasoline | 1200 | 4 | | D1100 DTA81,P,V | | 70,000 | 2,50 2,50 4,00 | 911 CR 931 FE 947 CR | | 121 085 0007 00 | 4 | STD 0,25 0,50 |
| B3 Gasoline | 1300 | 4 | | | | 71,000 | 1,20 1,50 3,00 | 910 CR S 931 FE 777 CR S | | 121 085 0014 00 | 4 | STD 0,50 |
| TC Gasoline | 1272 | 4 | | BS7C BTA67 | | 73,000 | 1,50 1,50 4,00 | 910 CR 911 FE 777 CR S | | 121 085 0013 00 | 4 | STD 0,25 0,50 |
| Motor ZJ-VEN For OE No. ZJY4-11-SCO | 1348 | 4 | 66 kW (90 PS) | Demio 1.3 | 05/12-11/14 | 74,000 | 1,00 1,00 2,00 | 910 IF CR S 931 FE S 777 NIT S | | 121 085 0012 00 | 4 | STD 0,50 |
| Motor ZJ-VE For OE No. ZJY1-11-SCO | 1349 | 4 | 55 kW - 67 kW (75-91 PS) | Demio 1.3, Mazda2 1.3 | 10/03-06/15 | 74,000 | 1,20 1,20 2,50 | 910 IF CR S 931 P 777 CR S | | 121 085 0065 00 | 4 | STD 0,50 |
| K8 Gasoline | 1845 | 6 | | MX-3 | | 75,000 | 1,50 1,50 3,00 | 910 CR S 931 FE 777 NIT S | | 121 085 0036 00 | 6 | STD 0,25 0,50 |
| Z5 Gasoline | 1489 | 4 | | Protege | | 75,300 | 1,00 1,20 2,50 | 910 CR S 931 FE 777 NIT S | | 121 085 0035 00 | 4 | STD 0,25 0,50 |
| E3 E5 Gasoline | 1296 | 4 | | 323GLC BD1031 | | 77,000 | 1,20 1,50 4,00 | 910 CR S 931 CR 777 CR S | | 121 085 0018 00 | 4 | STD 0,25 0,50 |
| UC Gasoline | 1415 | 4 | | | | 77,000 | 1,50 1,50 4,00 | 910 CR S 911 FE 777 CR S | | 121 085 0017 00 | 4 | STD 0,25 0,50 |
| E3 E5 Gasoline | 1296 | 4 | | 323GLC BD1031 | | 77,000 | 1,50 2,00 4,00 | 910 NIT S 931 P 777 CR S | | 121 085 0019 00 | 4 | STD |
| Motor ZY-VE | 1496 | 4 | | Axela, Demio | | 78,000 | 1,20 1,20 2,50 | 910 CR S IF 931 FE 777 CR S | | 121 085 0043 00 | 4 | STD |
| NA (new) Gasoline | 1796 | 4 | | Luce 1800 | | 78,000 | 1,20 1,50 4,00 | 910 CR P S 931 P 777 CR S | | 121 085 0021 00 | 4 | STD |
| ZL Gasoline | 1597 | 4 | | Protege | | 78,000 | 1,20 1,50 3,00 | 910 CR S 931 FE 777 CR S | | 121 085 0037 00 | 4 | STD 0,25 0,50 |
| VB NA Gasoline | 1796 | 4 | | Luce 626 Capella | | 78,000 | 1,50 1,50 4,00 | 911 CR P S 931 P 777 CR S | | 121 085 0020 00 | 4 | STD |
| B6 Gasoline | 1597 | 4 | | | | 78,000 | 1,50 1,50 3,00 | 910 CR S IF 931 P 777 NIT S | | 121 085 0029 00 | 4 | STD 0,50 1,00 |
| B6 Gasoline | 1597 | 4 | | Familia Capella Van | | 78,000 | 1,50 1,50 4,00 | 910 NIT S 931 FE 777 NIT S | | 121 085 0030 00 | 4 | STD 0,25 0,50 |
| NA Gasoline | 1586 | 4 | | Luce | | 78,000 | 1,50 2,00 4,00 | 910 NIT S 931 FE 777 NIT S | | 121 085 0022 00 | 4 | STD 0,25 0,50 |
| PN Diesel | 1720 | 4 | | Familia Diesel | | 78,000 | 2,00 1,50 3,00 | 910 NIT S 911 IF CR 947 EX NIT S | | 121 085 0057 00 | 4 | STD 0,25 0,50 |
| MA (new) VC (new) Gasoline | 1970 | 4 | | Luce 929 Capella 626 | | 80,000 | 1,20 1,50 4,00 | 910 CR 931 P 777 CR S | | 121 085 0024 00 | 4 | STD |
| MA VB Gasoline | 2000 | 4 | | B2000 626 Cosmo Luce | | 80,000 | 1,50 2,00 4,00 | 910 CR S 931 FE 777 CR S | | 121 085 0025 00 | 4 | STD 0,25 0,50 |
| Motor VC | 1769 | 4 | | Luce Van, Deluxe 1800 LA2VV, Cosmo | | 80,000 | 2,00 2,00 4,00 | 910 CR 931 FE 777 CR S | | 121 085 0042 00 | 4 | STD 0,50 |

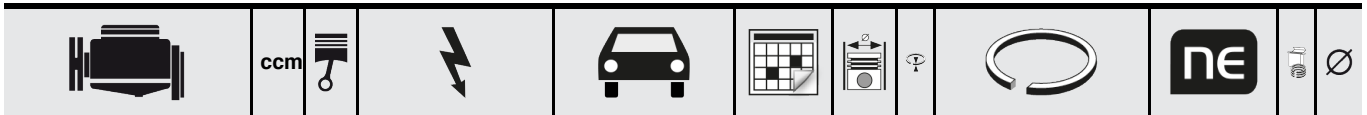
|  | ccm |  |  |  |  |  |  |  |  |  |  | |
|---|------|---|---|---|---|--|---|---|---|---|---|---------------------|
| F6-G Gasoline | 1587 | 4 | | Capella | | 81,000 | 1,50 1,50 4,00 | 910 CR S 931 FE 777 NIT S |  | 121 085 0026 00 15 21 | 4 | STD 0,25 0,50 |
| FS / FP Gasoline | 1800 | 4 | | | | 83,000 | 1,20 1,50 3,00 | 910 IF CR S 931 FE 777 CR S |  | 121 085 0034 00 15 21 | 4 | STD 0,25 0,50 |
| BP Gasoline | 1800 | 4 | | Familia | | 83,000 | 1,50 1,50 3,00 | 910 IF CR S 931 FE 777 NIT S |  | 121 085 0032 00 15 21 | 4 | STD 0,25 0,50 |
| KL Gasoline | 2507 | 6 | | MX6 626 | | 84,500 | 1,50 1,50 3,00 | 910 CR S 931 FE 777 CR S |  | 121 085 0038 00 15 21 | 6 | STD 0,25 0,50 |
| F8 Gasoline | 1789 | 4 | | Capella | | 86,000 | 1,50 1,50 4,00 | 910 CR S 931 FE 777 CR S |  | 121 085 0028 00 15 21 | 4 | STD 0,25 0,50 |
| FE Gasoline | 1998 | 4 | | Luce, Cosmo Luce Eunos 300 | | | | | | | | |
| Dieselmotor SH-VPTS | 2118 | 4 | | CX-5, Atenza | | 86,000 | 2,00 1,50 2,00 | 910 IF NIT S 911 IF CR S 947 EX NIT S |  | 121 085 0001 00 21 | 4 | STD 0,50 |
| Dieselmotor R2D | 2184 | 4 | | | | 86,000 | 2,00 2,00 3,00 | 913 NIT S 911 IW CR P 947 EX NIT S |  | 121 085 0002 00 21 | 4 | STD 0,50 |
| R2 Diesel | 2184 | 4 | | Bongo Brawny | | 86,000 | 2,00 2,00 4,00 | 910 CR IF P 911 IW P 947 EX CR IN |  | 121 085 0046 00 | 4 | STD |
| RFX Diesel | 2000 | 4 | | Capella | | 86,000 | 2,00 2,00 4,00 | 913 IFU CR S 911 IW CR 947 EX NIT S |  | 121 085 0047 00 15 21 | 4 | STD 0,25 0,50 |
| R2 Diesel | 2184 | 4 | | Bongo Van Truck | | 86,000 | 2,00 2,00 4,00 | 910 CR NIT S 911 IW CR P 947 EX NIT S |  | 121 085 0056 00 | 4 | STD |
| R2 Diesel | 2184 | 4 | | | | 86,000 | 2,00 2,00 4,00 | 910 IF CR S 911 IW FE 947 EX NIT S |  | 121 085 0059 00 15 21 | 4 | STD 0,25 0,50 |
| R2 Diesel | 2184 | 4 | | Bongo | | 86,000 | 2,00 2,00 3,00 | 910 IF CR S 911 IW CR 947 EX NIT S |  | 121 085 0061 00 15 21 | 4 | STD 0,25 0,50 |
| RFX Diesel | 2000 | 4 | | Capella | | 86,000 | 2,00 2,00 3,00 | 913 CR S 911 IW CR P 947 EX NIT S |  | 121 085 0062 00 15 21 | 4 | STD 0,25 0,50 |
| Motor L3-VE | 2261 | 4 | 122 kW 166 PS | Atenza, MPV, Mazda3, 5, 6 B2300, Tribute, Axela, Premacy | | 87,500 | 1,20 1,20 2,50 | 910 NIT S IF 931 FE 777 NIT S |  | 121 085 0044 00 | 4 | STD |
| Motor LF-VE For OE No. LFY1-11-SCO | 1998 | 4 | 110 kW 150 PS | Atenza 2.0, Axela 2.0, Mazda3 2.0, Premacy 2.0, | 10/03- | 87,500 | 1,20 1,20 2,50 | 910 CR S 931 FE 777 CR S |  | 121 085 0045 00 | 4 | STD |
| S2 XA (new) Diesel | 2209 | 4 | | Luce 929 Bongo | | 88,900 | 2,38 2,38 4,74 | 910 CR P 911 IW P 947 EX CR IN |  | 121 085 0048 00 | 4 | STD |
| Motor L5-VE For OE No. L5Y3-11-SCO | 2488 | 4 | 117 kW - 125 kW (159-170 PS) | MAZDA 3 2.5, MAZDA 5 2.5, MAZDA 6 2.5 MZR, ATENZA 2.5 MZR, CX-7 2.5 MZR | 08/07- | 89,000 | 1,20 1,20 2,50 | 910 IF NIT S 931 P 777 NIT S |  | 121 085 0066 00 21 | 4 | STD 0,50 |
| JE Gasoline | 3000 | 6 | | MPV Center | | 90,000 | 1,50 1,50 4,00 | 910 CR S 931 FE 777 NIT S |  | 121 085 0033 00 15 21 | 6 | STD 0,25 0,50 |
| G6 Gasoline | 2605 | 4 | | MPV | | 92,000 | 1,50 1,50 4,00 | 910 IF CR S 931 FE 777 CR S |  | 121 085 0039 00 15 21 | 4 | STD 0,25 0,50 |
| ZB XB EZA Diesel | 4052 | 6 | | EZB T4100 | | 92,030 | 2,38 2,38 4,74 | 910 CR S 911 IW CR 947 EX NIT S |  | 121 085 0050 00 | 6 | STD |
| Dieselmotor WL-CT For OE No. WLY6-11-SCO | 2499 | 4 | 61 kW (83 PS) | BT-50 | 05/96- | 93,000 | 2,00 1,50 2,00 | 910 IF NIT S 911 CR P 947 EX NIT S |  | 121 085 0003 00 21 | 4 | STD 0,50 |
| Dieselmotor J15A WL-T | 2499 | 4 | | Freda Bongo Titan | | 93,000 | 2,50 2,00 3,00 | 910 NIT S IF 911 IW CR P 947 EX NIT S |  | 121 085 0058 00 15 21 | 4 | STD 0,25 0,50 |
| Dieselmotor W9 | 2900 | 4 | | B 2900 | | 95,000 | 2,50 2,00 3,00 | 910 CR IF P 911 IW CR P 947 EX CR P |  | 121 085 0064 00 | 4 | STD |
| HA Diesel | 2977 | 4 | | Titan Trader E3000 WE WOF1 | | 95,030 | 2,38 2,38 4,74 | 910 CR S 911 IW FE 947 EX NIT S |  | 121 085 0063 00 | 4 | STD |
| A Gasoline | 2300 | 4 | | B2300 | | 96,000 | 1,50 1,50 4,00 | 910 CR 931 FE 777 CR S |  | 121 085 0040 00 | 4 | STD |



MAZDA

Globally reliable

| | ccm | | | | | | | | | | | |
|----------------------|------|---|--|---------------------------|--|---------|----------------------|---|--|-----------------------|---|-------------|
| C Gasoline | 2500 | 4 | | B2500 | | 96,000 | 1,50 1,50 3,00 | 910 CR 931 FE 777 CR S | | 121 085 0041 00 | 4 | STD |
| Dieselmotor WE(3.0L) | 2953 | 4 | | BT-50 | | 96,000 | 2,00 1,50 2,00 | 910 NIT S 911 NIT S 947 EX NIT S | | 121 085 0006 00 21 | 4 | STD 0,50 |
| SL Diesel | 3500 | 4 | | Trader | | 100,000 | 2,50 2,00 4,50 | 913 CR 911 IW CR 947 EX NIT S | | 121 085 0052 00 | 4 | STD |
| SL Diesel | 3455 | 4 | | Titan Truck Titan Dump | | 100,000 | 2,50 2,00 4,50 | 910 CR S 911 IW CR P 947 EX NIT S | | 121 085 0053 00 | 4 | STD |
| XC ZC Diesel | | 4 | | Boxer | | 101,055 | 2,38 2,38 4,74 | 910 TEF 910 IW TEF 947 EX TEF | | 121 085 0054 00 | 2 | STD |
| TF Diesel | 4000 | 4 | | Titan | | 105,510 | 2,50 2,00 4,50 | 910 CR 911 IW CR 947 EX CR | | 121 085 0055 00 | 4 | STD |

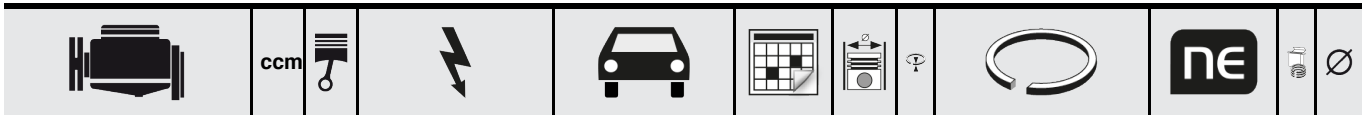


siehe / see / voir
Daimler - Mercedes-Benz



MERCEDES-BENZ

Globally reliable



siehe / see / voir
Daimler - Mercedes-Benz



siehe / see / avoir B M W



MITSUBISHI

Globally reliable

| | ccm | | | | | | | | | | | |
|--|------|---|----------------|---|-------------|--------|----------------------|----------------------------------|--|-----------------|---|---------------------|
| 4G-82 Gasoline | | 4 | | | | 65,000 | 1,50 1,50 2,80 | 910 NIT S 911 CR 777 CR S | | 121 088 0041 00 | 4 | STD 0,25 0,50 |
| Motor | 1094 | 4 | | Pajero Toppo | | 66,000 | 1,00 1,20 2,50 | 910 CR S 911 FE 777 CR S | | 121 088 0054 00 | 4 | STD 0,50 1,00 |
| FT3 Gasoline | | 4 | | | | 66,000 | 1,50 1,50 2,80 | 910 CR S 911 CR 777 NIT S | | 121 089 0033 00 | 4 | STD 0,25 0,50 |
| 4G11-EC Gasoline | | 4 | | | | 68,200 | 1,50 1,50 4,00 | 910 NIT S 911 FE 777 NIT S | | 121 088 0042 00 | 4 | STD 0,25 0,50 |
| 4G-11 Gasoline | 1244 | 4 | | Mirage Lancer Dodge Colt | | 69,500 | 1,50 1,50 4,00 | 910 CR 931 FE 777 CR S | | 121 088 0005 00 | 4 | STD 0,25 0,50 |
| 2G23 Gasoline | 550 | 2 | | Minica 55 Mini Cab Wide 55 | | 70,000 | 1,50 1,50 2,50 | 910 CR 911 FE 777 CR S | | 121 088 0006 00 | 2 | STD 0,25 0,50 |
| 4G13 Gasoline | 1298 | 4 | | Mirage | | 71,000 | 1,20 1,50 3,00 | 910 NIT S 911 FE 777 NIT S | | 121 088 0029 00 | 4 | STD 0,25 0,50 |
| 4G13 Gasoline | 1298 | 4 | | | | 71,000 | 1,20 1,50 3,00 | 910 CR S 911 FE 777 CR S | | 121 088 0043 00 | 4 | STD 0,25 0,50 |
| Motor 4G13 | 1298 | 4 | | Mirage Lancer | | 71,000 | 1,20 1,50 2,80 | 910 NIT S 911 FE 777 CR S | | 121 088 0055 00 | 4 | STD 0,50 1,00 |
| 4G13 Gasoline | 1298 | 4 | | Mirage Lancer | | 71,000 | 1,50 1,50 4,00 | 910 NIT S 911 FE 777 NIT S | | 121 088 0009 00 | 4 | STD 0,50 |
| 4G17 Gasoline | | 4 | | | | 72,200 | 1,20 1,50 3,00 | 910 NIT S 911 FE 777 NIT S | | 121 088 0044 00 | 4 | STD 0,25 0,50 |
| 4G33 4G36 Gasoline | 1238 | 4 | | Pony | | 73,000 | 1,50 1,50 4,00 | 910 CR 911 FE 777 CR S | | 121 088 0010 00 | 4 | STD 0,25 0,50 |
| 4G33 (neu) Gasoline | 1439 | 4 | | Lancer, Celeste Delica Fork Lift | | 73,000 | 1,50 1,50 4,00 | 910 NIT S 911 FE 777 NIT S | | 121 088 0011 00 | 4 | STD 0,25 0,50 |
| 4G-12 Gasoline | 1410 | 4 | | Lancer, Celeste Mirage Plymouth Champ | | 74,000 | 1,50 1,50 4,00 | 910 CR 911 FE 777 CR S | | 121 088 0012 00 | 4 | STD 0,25 0,50 |
| 4G31B Gasoline | 1499 | 4 | | | | 74,500 | 1,50 1,50 4,00 | 910 CR S 911 FE 777 CR S | | 121 088 0045 00 | 4 | STD 0,25 0,50 |
| Motor 4A92 | 1590 | 4 | 85 kW (116 PS) | ASX 1.6, LANCER 1.6 | 05/10- | 75,000 | 1,00 1,20 2,00 | 910 NIT S 931 P 777 NIT S | | 121 088 0008 00 | 4 | STD |
| Motor 3A91 from 01.01.2005 till 30.06.2010 | 1124 | 3 | 55 kW (75 PS) | COLT VI (Z3_A, Z2_A) 1.1 | 10/04-06/12 | 75,000 | 1,20 0,80 2,00 | 910 NIT S 911 P 777 NIT S | | 120 110 0005 00 | 1 | STD |
| Motor 4A90 from 01.04.2004 till 30.06.2010 | 1332 | 4 | 70 kW (95 PS) | COLT VI (Z3_A, Z2_A) 1.3 | 06/04-06/12 | | | | | | | |
| 4G15 Gasoline | 1468 | 4 | | | | 75,500 | 1,20 1,20 2,80 | 910 NIT S 911 FE 777 CR S | | 121 088 0046 00 | 4 | STD 0,25 0,50 |
| 4G15 Gasoline | 1498 | 4 | | Mirage Libero Cago | | 75,500 | 1,20 1,50 3,00 | 910 NIT S 911 FE 777 NIT S | | 121 088 0030 00 | 4 | STD 0,25 0,50 |
| 4G15 Gasoline | 1468 | 4 | | Mirage Lancer | | 75,500 | 1,50 1,50 4,00 | 910 NIT S 911 P 777 NIT S | | 121 088 0014 00 | 4 | STD |
| 4G18P Gasoli4G | | 4 | | | | 76,000 | 1,20 1,20 2,50 | 910 NIT S 931 FE 777 NIT S | | 121 088 0048 00 | 4 | STD 0,25 0,50 |
| 4G18 Gasoline | | 4 | | | | 76,000 | 1,20 1,50 2,80 | 910 NIT S 931 FE 777 NIT S | | 121 088 0047 00 | 4 | STD 0,25 0,50 |
| 2G24 Gasoline | 548 | 2 | | Minica | | 76,000 | 1,50 1,50 2,50 | 910 CR S 911 CR 777 CR S | | 121 088 0015 00 | 2 | STD 0,25 0,50 |
| 4G32B Gasoline | 1597 | 4 | | Galant Chariot Tredia | | 76,900 | 1,50 1,50 4,00 | 910 CR S 911 FE 777 CR S | | 121 088 0017 00 | 4 | STD 0,25 0,50 |
| 4G32 Gasoline | 1597 | 4 | | Colt, Galant Z, Sapporo Lancer, Celeste Mirage Delica (70-) | | 76,900 | 2,00 2,00 4,00 | 910 CR P 911 P 777 CR S | | 121 088 0016 00 | 4 | STD |



































| | ccm | | | | | | | | | | |
|-----------------------------------|------|---|--------------------------------|---|-------------|--------|----------------------|---|--|-----------------------------|--------------------------|
| 2G25 Gasoline | 660 | 2 | | Minica | | 78,000 | 1,50 1,50 2,50 | 910 CR S 911 CR 777 CR S | | 121 088 0031 00 15 21 | 2 STD 0,25 0,50 |
| Motor 4G91 | 1496 | 4 | | Mirage | | 78,400 | 1,20 1,20 2,80 | 910 CR S 911 FE 777 CR S | | 121 088 0003 00 | 4 STD |
| Motor 6A12 | 1998 | 6 | | Eterna Galant Diamante Proton Perdana | | 78,400 | 1,20 1,20 2,80 | 910 CR S 911 FE 777 CR S | | 121 088 0056 00 21 29 | 6 STD 0,50 1,00 |
| G62B Gasoline | 1795 | 4 | | Tredia Cordia Delica stare | | 80,600 | 1,50 1,50 4,00 | 910 CR S 911 FE 777 CR S | | 121 088 0018 00 15 21 | 4 STD 0,25 0,50 |
| 4G62 Gasoline | 1795 | 4 | | Galant Sapporo Lancer | | 80,600 | 2,00 2,00 4,00 | 910 CR 911 FE 777 CR S | | 121 088 0019 00 15 21 | 4 STD 0,25 0,50 |
| 4G92 Gasoline | 1597 | 4 | | Lancer | | 81,000 | 1,20 1,20 2,80 | 910 NIT S 911 CR 777 NIT S | | 121 088 0032 00 15 21 | 4 STD 0,25 0,50 |
| 4G93 Gasoline | 1834 | 4 | | Galant | | 81,000 | 1,20 1,20 2,80 | 910 CR S 911 FE 777 CR S | | 121 088 0049 00 15 21 | 4 STD 0,25 0,50 |
| Dieselmotor BKD | 1968 | 4 | 103 kW (140 PS) | LANCER SPORTBACK (CX_A) 2.0 DI-D | 01/08- | 81,000 | 1,75 2,00 3,00 | 910 CKS 911 IF U P 947 EX CR | | 120 050 0012 00 21 | 1 STD 0,50 |
| 4G51 Gasoline | 1850 | 4 | | | | 81,000 | 2,00 2,00 4,00 | 910 CR SN 911 CR 777 CR S | | 121 088 0020 00 15 21 | 4 STD 0,25 0,50 |
| Motor 4G94-54 | 1999 | 4 | 92 - 106,65 kW 125 - 145 PS | Lancer Galant GDI | | 81,500 | 1,20 1,20 2,50 | 910 NIT S IF 931 P 777 CR S | | 121 088 0002 00 21 | 4 STD 0,50 |
| 4G67 Gasoline | 1836 | 4 | | Galant Z Eterna Eterna SA V A | | 81,500 | 1,20 1,50 3,00 | 910 CR S 911 CR 777 NIT S | | 121 088 0033 00 15 21 | 4 STD 0,25 0,50 |
| 4G61 Gasoline | 1595 | 4 | | Mirage Lancer | | 82,300 | 1,20 1,50 3,00 | 910 NIT S 911 CR 777 NIT S | | 121 088 0034 00 15 21 | 4 STD 0,25 0,50 |
| 4D68NA Diesel | 1998 | 4 | | Galant Proton | | 82,700 | 2,00 2,00 3,00 | 913 CR S 931 CR 947 EX NIT S | | 121 088 0090 00 15 21 | 4 STD 0,25 0,50 |
| Dieselmotor 4D86T | | | | | | 82,700 | 2,00 2,00 3,00 | 913 IFU NIT S 917 CR P 947 EX NIT S | | 121 088 0099 00 | 4 STD |
| Motor 6G73 For OE No. MD370494 | 2497 | 6 | 122 kW (163 PS) | Diamante 2.5 V6 | | 83,500 | 1,20 1,20 2,50 | 910 NIT S 931 P 777 NIT S | | 121 088 0061 00 | 6 STD |
| Motor 6G73 | 2497 | 6 | | Sigma 25V, Diamant, GALANT V 2.5 V6-24 4WD (E88A) | 11/92-08/96 | 83,500 | 1,20 1,50 3,00 | 910 CR S 911 P 777 CR S | | 121 088 0004 00 21 | 6 STD 0,50 |
| Dieselmotor 4DQ5 | 2084 | 4 | | Canter Fork Lift FD15 | | 84,000 | 2,50 2,00 4,00 | 910 CR P 911 FE 947 EX CR P | | 121 088 0064 00 | 4 STD |
| Dieselmotor 4DQ5 | 2084 | 4 | | Canter | | 84,000 | 2,50 2,00 4,00 | 913 CR P 911 IW FE 947 EX CR P | | 121 088 0065 00 | 4 STD |
| Motor DZL | | 4 | | Savrin | | 85,000 | 1,20 1,20 2,00 | 910 IF NIT S 931 FE 777 CR S | | 121 088 0057 00 21 29 | 4 STD 0,50 1,00 |
| 4G63 Gasoline | 1997 | 4 | | Lancer Eclipse Chariot RVR | | 85,000 | 1,20 1,50 3,00 | 910 NIT S 931 ES CR 777 NIT S | | 121 088 0035 00 15 21 | 4 STD 0,25 0,50 |
| 4G63K Gasoline | 1997 | 4 | | Galant Z Eterna Eterna SA V A Chariot | | 85,000 | 1,20 1,50 3,00 | 910 IF NIT S 931 CR 777 NIT S | | 121 088 0036 00 15 21 | 4 STD 0,25 0,50 |
| 4G63 Gasoline | 1997 | 4 | | Galant | | 85,000 | 1,20 1,50 2,80 | 910 IF NIT S 931 CR 777 NIT S | | 121 088 0040 00 15 21 | 4 STD 0,25 0,50 |
| G63B G63B T/C Gasoline | 1997 | 4 | | für bleifreies Benzin Galant Z Chariot Paiero | | 85,000 | 1,50 1,50 4,00 | 910 CR S 911 FE 777 CR S | | 121 088 0024 00 15 21 | 4 STD 0,25 0,50 |
| G63B Gasoline | 1997 | 4 | | Galant Z Starion | | 85,000 | 1,50 1,50 4,00 | 910 CR S 911 CR 777 CR S | | 121 088 0025 00 15 21 | 4 STD 0,25 0,50 |
| 4G63 Gasoline | 1997 | 4 | | Galant Z Sapporo A163, A164 | | 85,000 | 2,00 2,00 4,00 | 910 CR 911 FE 777 CR S | | 121 088 0022 00 15 21 | 4 STD 0,25 0,50 |



MITSUBISHI

Globally reliable

| | ccm | | | | | | | | | | | |
|--|------|---|---------------------------------|--|-------------|--------|------------------------------|---|--|-----------------------------------|---|-----------------------------|
| Dieselmotor 4HK, 4HN | 2179 | 4 | 115 kW (156 PS) | OUTLANDER II 2.2 Di-D 4WD | 08/07-11/12 | 85,000 | 2,50 2,00 2,00 | 916 CKS 911 IF U 947 EX NIT S | | 120 037 0067 00 | 1 | STD |
| Motor 4B10 For OE No. 1110A436 | 1798 | 4 | 100 kW - 105 kW (136-143 PS) | ASX 1.8, LANCER 1.8, | 02/08- | 86,000 | 1,20 1,20 2,00 | 910 IF CR S 931 P 777 CR S | | 121 088 0103 00 21 | 4 | STD 0,50 |
| Motor 4B11 For OE No. 1110A436 | 1998 | 4 | 87 kW - 139 kW (118-189 PS) | ASX 2.0 i, LANCER 2.0, OUTLANDER 2.0 | 11/06- | | | | | | | |
| 4G64K Gasoline | 2350 | 4 | | Delica Wagon | | 86,500 | 1,20 1,50 3,00 | 910 IF CR S 931 FE 777 CR S | | 121 088 0037 00 15 21 | 4 | STD 0,25 0,50 |
| 4G64 Gasoline | 2350 | 4 | | Galant | | 86,500 | 1,20 1,50 2,80 | 910 IF CR S 931 FE 777 CR S | | 121 088 0051 00 15 21 | 4 | STD 0,25 0,50 |
| G64B Gasoline | 2400 | 4 | | | | 86,500 | 1,50 1,50 4,00 | 910 CR S 931 ES FE 777 CR S | | 121 088 0026 00 15 21 | 4 | STD 0,25 0,50 |
| Motor 4G69S | 2378 | 4 | | Lancer, Air Treck, Galant, Eclipse | | 87,000 | 1,20 1,20 2,00 | 910 IF NIT S 931 FE 777 NIT S | | 121 088 0007 00 21 | 4 | STD 0,50 |
| 420A Gasoline | 1997 | 4 | | Eclipse | | 87,500 | 1,20 1,20 3,00 | 910 CR S 911 FE 777 CR S | | 121 088 0052 00 15 21 | 4 | STD 0,25 0,50 |
| Motor 4B12 For OE No. 1110A822 | 2360 | 4 | 125 kW (170 PS) | Lancer 2.4, Delica D5 2.4, Outlander 2.4 | 11/06- | 88,000 | 1,20 1,20 2,00 | 910 IF CR S 931 P 777 CR S | | 121 088 0104 00 21 | 4 | STD 0,50 |
| Motor 6G72-S For OE No. MD374009 | 2972 | 6 | 104 kW - 151 kW (141-205 PS) | Galant GTO 3.0 V6, Pajero 3.0 V6, Diamante 3.0 V6 | 07/86- | 91,100 | 1,20 1,20 2,50 | 910 IF NIT S 931 P 777 CR S | | 121 088 0102 00 21 | 6 | STD 0,50 |
| 6G72, For OE No. MD165949 | 2952 | 6 | 123 kW (167 PS) | Galant 3.0 V6, Pajero 3.0 V6 | | 91,100 | 1,20 1,50 3,00 | 910 CR S 911 CR 777 CR S | | 121 088 0039 00 15 21 | 6 | STD 0,25 0,50 |
| 6G72 For OE No. MD104922 | 2555 | 6 | | | | 91,100 | 1,50 1,50 4,00 | 910 CR S 911 CR 777 CR S | | 121 088 0038 00 21 | 6 | STD 0,50 |
| 4G54B Gasoline | 2555 | 4 | | Jeep Debonair Galant Z Sapporo Dodge Challenger | | 91,100 | 2,00 2,00 4,00 | 910 CR 911 CR 777 CR S | | 121 088 0028 00 15 21 | 4 | STD 0,25 0,50 |
| Dieselmotor 4D56T For OE no. 1110B977V | 2476 | 4 | 62 kW - 110 kW (84-150 PS) | STRADA 2.5 TD, DELICA III 2.5 TD, SPACE GEAR 2:5 td CHALLENGER I 2.5 TD | 05/86- | 91,100 | 2,50 2,00 3,00 | 913 NIT S 913 CR P 947 EX NIT S | | 121 088 0001 00 21 | 4 | STD 0,50 |
| 4D55 Diesel | 2346 | 4 | | Galant | | 91,100 | 2,50 2,00 4,00 | 910 CR S 911 CR P 947 EX NIT S | | 121 088 0067 00 21 26 29 | 4 | STD 0,50 0,75 1,00 |
| 4D55T | 2347 | 4 | 62 kW - 64 kW (84-87 PS) | GALANT II 2.3 Turbo-D, DELICA III 2.5 D | 09/80-04/86 | 91,100 | 2,50 2,00 4,00 | 913 CR S 913 CR 947 EX CR | | 121 088 0068 00 15 21 | 4 | STD 0,25 0,50 |
| Dieselmotor 4D56 | 2477 | 4 | 55 kW (75 PS) | | 09/91-09/03 | | | | | | | |
| Dieselmotor 4D56 TD | 2477 | 4 | 73 kW (99 PS) | PAJERO II Canvas Top 2.5 TD | 12/90-12/07 | | | | | | | |
| 4DR5 Diesel | 2659 | 4 | | Canter Jeep Rosa | | 92,000 | 2,50 2,00 2,00 4,50 | 913 TEF 911 FE 911 FE 947 EX TEF | | 121 088 0069 00 15 21 | 4 | STD 0,25 0,50 |
| 6DR5 Diesel | 3983 | 6 | | Rosa T44 T44B Fork Lift FD60 | | 92,000 | 2,50 2,00 2,00 4,50 | 913 TEF 911 FE 911 FE 947 EX TEF | | 121 088 0070 00 15 21 | 6 | STD 0,25 0,50 |
| 6G74 Gasoline | 3500 | 6 | | Debonair | | 93,000 | 1,50 1,50 3,00 | 910 IF CR S 931 ES FE 777 CR S | | 121 088 0053 00 15 21 | 6 | STD 0,25 0,50 |
| Motor 6G74 For OE No. MN119685 | 3497 | 6 | 135 kW (184 PS) | Pajero 3.5 V6 | | 93,000 | 1,50 1,50 3,00 | 910 IF NIT S 931 P 777 NIT S | | 121 088 0062 00 | 6 | STD |
| Dieselmotor S4E | 2609 | 4 | | Fork Lift | | 94,000 | 2,50 2,00 4,50 | 913 CR 911 FE 947 EX CR | | 121 088 0058 00 | 4 | STD |
| Motor 6G75 | 3800 | 6 | | | | 95,000 | 1,20 1,20 2,00 | 910 IF NIT S 931 FE 777 CR S | | 121 088 0060 00 | 6 | STD |
| Dieselmotor 4M40-TC | 2835 | 4 | | Pajero | | 95,000 | 2,31 2,00 3,00 | 914 CR S 911 IW CR 947 EX NIT S | | 121 088 0059 00 21 29 | 4 | STD 0,50 1,00 |


















|  | ccm |  |  |  |  |  |  |  |  |  |  | |
|---|------|---|---|---|---|--|---|---|---|---|---|---------------------|
| 4M40 Diesel | 2835 | 4 | | Pajero | | 95,000 | 2,31 2,00 4,00 | 914 CR S 911 IW CR 947 EX NIT S |  | 121 088 0087 00 | 4 | STD 0,25 0,50 |
| 4DR7 4M40-NA Diesel | 2835 | 4 | | | | 95,000 | 2,35 2,00 4,00 | 914 CR S 911 IW CR 947 EX CR S |  | 121 088 0091 00 | 4 | STD 0,25 0,50 |
| 6DS1 Diesel | 4678 | 6 | | Truck Bus MR620 | | 95,000 | 2,50 2,00 2,00 4,50 | 910 4CR 911 IW CR 911 FE 947 EX CR |  | 121 088 0071 00 | 6 | STD 0,25 0,50 |
| 6DS3 Diesel | 5103 | 6 | | T652B B622 | | 95,000 | 3,00 2,00 4,50 | 913 CR 911 IW CR 947 EX CR |  | 121 088 0072 00 | 6 | STD 0,25 0,50 |
| Motor 4P10 For OE No. MK667801 | 2998 | 4 | 110 kW (150 PS) | Canter 3.0 D | | 95,800 | 2,31 2,00 2,50 | 914 NIT S 911 P 947 EX NIT S |  | 121 088 0063 00 | 4 | STD |
| 6DS7 Diesel | 5430 | 6 | | Truck T Tractor T653ZR Bus B623B B623E | | 98,000 | 3,00 2,00 5,00 | 913 CR 911 IW CR 947 EX CR |  | 121 088 0073 00 | 6 | STD |
| Dieselmotor 4M41-T1 | | | | | | 98,500 | 2,35 1,50 3,00 | 914 CR S 911 IF NIT S 947 EX NIT S |  | 121 088 0100 00 | 4 | STD |
| 4D30 Diesel | 3298 | 4 | | Truck FE111- 121-211 Bus BE211 Rosa | | 100,000 | 3,00 2,00 5,00 | 913 CR 911 IW CR 947 EX CR |  | 121 088 0074 00 | 4 | STD |
| 4D31T Diesel | 3567 | 4 | | | | 100,000 | 3,00 2,00 4,00 | 913 CR 911 IW CR 947 EX CR S |  | 121 088 0079 00 | 4 | STD |
| 6D31T Diesel | 4948 | 6 | | | | 100,000 | 3,00 2,00 4,00 | 913 CR S 911 IW CR 947 EX NIT S |  | 121 088 0080 00 | 6 | STD |
| 4D31T Diesel | 3567 | 4 | | | | 100,000 | 3,00 2,00 4,00 | 913 CR S 911 IW CR 947 EX NIT S |  | 121 088 0092 00 | 4 | STD |
| S6KT Diesel | 6380 | 6 | | | | 102,000 | 3,00 2,00 4,00 | 913 CR S 913 CR 947 EX NIT S |  | 121 088 0088 00 | 6 | STD |
| 4D34T Diesel | 3907 | 4 | | | | 104,000 | 2,81 2,00 4,00 | 914 CR 911 IW CR 947 EX CR S |  | 121 088 0081 00 | 4 | STD |
| Dieselmotor 4D34 | 3907 | | | Truck FE439 | | 104,000 | 3,00 2,00 4,00 | 910 CR P 911 IW P 947 EX CR S |  | 121 088 0066 00 | 4 | STD |
| 4D32 Diesel | 3567 | 4 | | Canter | | 104,000 | 3,00 2,00 4,00 | 913 4CR 911 IW CR 947 EX CR S |  | 121 088 0082 00 | 4 | STD |
| 4D32 Diesel | 3567 | 4 | | Canter | | 104,000 | 3,00 2,00 4,00 | 913 CR S 911 IW CR 947 EX NIT S |  | 121 088 0093 00 | 4 | STD |
| 4D33 Diesel | 4214 | 4 | | Canter | | 108,000 | 3,00 2,00 4,00 | 910 CR S 911 IW CR 947 EX NIT S |  | 121 088 0094 00 | 4 | STD |
| 6D14 Diesel | 6557 | 6 | | Truck FK115 - 115H - 115J - 115K-115DK T656ZR FM215 Bus MK115- 115H MM115C | | 110,000 | 3,00 2,50 5,00 | 913 CR 911 IW CR 947 EX CR |  | 121 088 0076 00 | 6 | STD |
| 6D14 Diesel | 6557 | 6 | | Truck FK115 - 115H - 115J - 115K-115DK T656ZR FM215 Bus MK115- 115H MM115C | | 110,000 | 3,00 2,50 5,00 | 913 CR S 911 IW CR 947 EX CR S |  | 121 088 0095 00 | 6 | STD |
| 4D35 Diesel | 4561 | 4 | | | | 110,000 | 3,00 2,50 4,00 | 910 CR S 911 IW CR 947 EX NIT S |  | 121 088 0096 00 | 4 | STD |
| 6DB Diesel | 8550 | 6 | | Truck Bus | | 110,000 | 3,50 2,50 2,50 5,00 | 910 4CR 911 IW CR 931 B FE 947 EX CR |  | 121 088 0075 00 | 6 | STD |
| 6D15 Diesel | 6919 | 6 | | | | 113,000 | 3,00 2,50 5,00 | 913 CR S 911 IW CR 947 EX CR S |  | 121 088 0097 00 | 6 | STD |
| 6D16T Diesel | 7545 | 6 | | | | 118,000 | 2,81 2,50 4,00 | 914 CR S 911 IW CR 947 EX CR S |  | 121 088 0084 00 | 6 | STD |



MITSUBISHI

Globally reliable

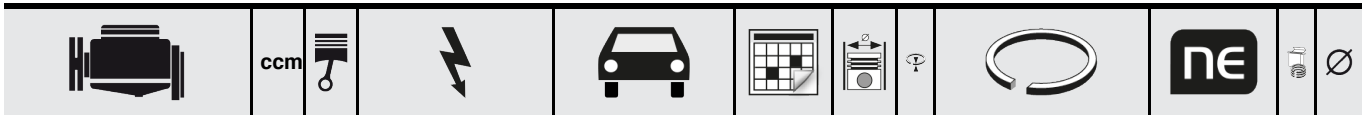
| | ccm | | | | | | | | | | | |
|----------------------------|-------|-----|--|---|--|---------|----------------------------------|--|--|-----------------|---|-----|
| 6D16TL Diesel | 7545 | 6 | | | | 118,000 | 2,81 2,50 4,00 | 914 NIT PVD S 911 IW CR 947 EX CR S | | 121 088 0098 00 | 6 | STD |
| 6D16 Diesel | 7545 | 6 | | FUSO FK417 FK517 | | 118,000 | 3,00 2,50 4,00 | 910 CR 911 IW CR 947 EX CR | | 121 088 0083 00 | 6 | STD |
| 6D22 6D22T Diesel | 11149 | 6 | | Truck FFT318 FP318 Bus MP18 MP518 Fork Lift | | 130,000 | 3,31 3,00 6,00 | 914 CR 911 IW CR 947 EX CR | | 121 088 0085 00 | 6 | STD |
| 8DC6 8DC81 (new) Diesel | 14886 | V-8 | | FT FJ FV | | 135,000 | 3,31 3,00 6,00 | 914 CR 911 IW CR 947 EX CR | | 121 088 0077 00 | 8 | STD |
| 8DC9T Diesel | 16031 | V-8 | | | | 135,000 | 3,31 3,00 931 B CR 4,00 | 914 CR 911 IW CR 931 B CR 947 EX CR S | | 121 088 0086 00 | 8 | STD |

|  | ccm |  |  |  |  |  |  |  |  |  |  | |
|---|------|---|---|---|---|--|---|---|---|---|---|-----|
| Dieselmotor D 260 D 265 | | 6 | 102 - 210 PS | S 80 Tractor, Bus, Trucks | | 110,000 | 3,00 2,50 5,00 | 914 CR 911 FE 947 EX CR |  | 120 033 0002 00 | 1 | STD |
| Dieselmotor D 243 | | 4 | 81 PS | Tractor | | 110,000 | 3,00 2,50 5,00 | 910 CR P 911 FE 947 EX CR |  | 120 033 0005 00 | 1 | STD |
| Dieselmotor D 241 D242 | 4750 | 4 | 37 kW (50 PS) | 50 Tractor, Bus, Trucks | | 110,000 | 3,00 3,00 3,00 6,00 6,00 | 910 CR 911 FE 930 FE 947 EX CR 946 P |  | 120 033 0001 00 | 1 | STD |
| Dieselmotor D 241 D 242 | 4750 | 4 | 37 kW (50 PS) | 50 Tractor, Bus, Trucks | | 110,000 | 3,00 3,00 3,00 6,00 6,00 | 910 CR 911 FE 930 FE 947 FE 946 P |  | 120 033 0003 00 | 1 | STD |
| Dieselmotor D 241 D 242 | 4750 | 4 | 37 kW (50 PS) | 50 Tractor, Bus, Trucks | | 110,000 | 3,00 3,00 3,00 6,00 6,00 | 910 CR 911 FE 930 FE 946 EX P 946 P |  | 120 033 0004 00 | 1 | STD |
| Dieselmotor D241 D242 | 4750 | 4 | 37 kW 50 PS | 50, Tractor, Bus, Truck | | 110,000 | 3,00 3,00 3,00 6,00 | 910 CR P 911 FE 930 P 947 EX CR |  | 120 033 0006 00 | 1 | STD |















MORRIS

Globally reliable



siehe / see / voir BLMC






























|  | ccm |  |  |  |  |  |  |  |  |  |  | |
|---|------|---|---|---|---|---|---|---|---|---|---|-----|
| Motor 1,7 ltr | 1698 | 4 | | Aleko 2141 | | 85,000 | 1,50 2,00 3,00 | 910 CR S 911 P 777 CR S |  | 120 485 0001 00 | 1 | STD |



MWM

Globally reliable

| | ccm | | | | | | | | | | | | |
|-----------------------------|------|---|--------------------------|----------------|----------|--------|-----------|-----------|--|-----------------|---|-----|-----------|
| Dieselmotor AKD 10 D | 1507 | 3 | | | | 80,000 | 2,50 | 911 FE | | 120 032 0003 00 | 1 | STD | |
| Dieselmotor AKD 10 V | 2008 | 4 | | | | 2,50 | 911 FE | | | | | | |
| Dieselmotor AKD 10 Z | 1005 | 2 | | | | 5,00 | 948 FE | | | | | | |
| Dieselmotor KD 11 E | 550 | 1 | | | | 85,000 | 2,50 | 911 CR | | 120 032 0004 00 | 1 | STD | |
| Dieselmotor KD 11 Z | 1100 | 2 | | | | 2,50 | 911 FE | | | | | | |
| Dieselmotor KD 211 Z | 1250 | 2 | | | | 5,00 | 948 P | | | | | | |
| Dieselmotor RL 11 E | 625 | 1 | | | | 5,00 | 948 P | | | | | | |
| Dieselmotor D 987, LKS | 567 | 1 | 8/8,8 kW (11/12 PS) | Industriemotor | 74- | 85,000 | 3,00 | 910 IF CR | | 120 032 0009 00 | 1 | STD | |
| Dieselmotor D 987, LKS-R | 567 | 1 | 8/8,8 kW (11/12 PS) | | | 3,00 | 930 P | 5,00 | | | | | 948 EX FE |
| Dieselmotor KD 10.5 D | 2000 | 3 | 28 kW (38 PS) | | 59-63 | 90,000 | 2,50 | 910 IF CR | | 120 032 0005 00 | 1 | STD | |
| Dieselmotor KD 110.5 D | 2000 | 3 | 13-28 kW (18-38 PS) | | | 2,50 | 911 FE | 2,50 | | | | | 930 FE |
| Dieselmotor KD 110.5 S | 4010 | 6 | 26,5-56 kW (36-76 PS) | 59-65 | | 5,00 | 947 EX FE | | | | | | |
| Dieselmotor KD 110.5 V | 2670 | 4 | 17,5- 37,5 kW (24-51 PS) | | | | | | | | | | |
| Dieselmotor KD 110.5 Z | 1340 | 2 | 8,8-18,5 kW (12-25 PS) | | | | | | | | | | |
| Dieselmotor D 202 | 3080 | 4 | 45,5 kW (62 PS) | | 72- | 95,000 | 3,00 | 913 CR | | 120 032 0001 00 | 1 | STD | |
| Dieselmotor D 202 | 4470 | 6 | 68,5 kW (93 PS) | | 72- | 3,00 | 911 FE | 3,00 | | | | | 930 FE |
| Dieselmotor D 208 D | 2235 | 3 | 34 kW (46,5 PS) | | 65-73 | | | | | | | | |
| Dieselmotor D 208 S | 4470 | 6 | 68,5 kW (93 PS) | | 65-73 | | | | | | | | |
| Dieselmotor D 208 V | 3080 | 4 | 45,5 kW (62 PS) | | 65-73 | | | | | | | | |
| Dieselmotor D 208 Z | 1490 | 2 | 23 kW (31 PS) | | 65-73 | | | | | | | | |
| Dieselmotor D 225 | 2550 | 3 | 37 kW (50 PS) | | 60-65 | | | | | | | | |
| Dieselmotor D 225 | 3400 | 4 | 50 kW (68 PS) | | 60-65 | | | | | | | | |
| Dieselmotor D 225 | 5100 | 6 | 75 kW (102 PS) | | 60-65 | | | | | | | | |
| Dieselmotor D 225 | 1700 | 2 | 24,5 kW (33 PS) | | 60-65 | | | | | | | | |
| Dieselmotor D 301 | 745 | 1 | 10 kW (13,5 PS) | | | | | | | | | | |
| Dieselmotor D 302 | 1490 | 2 | 23 kW (31 PS) | | | | | | | | | | |
| Dieselmotor D 303 | 2235 | 3 | 34 kW (46,5 PS) | | | | | | | | | | |
| Dieselmotor D 308 D | 2235 | 3 | 34 kW (46,5 PS) | | 65-73 | | | | | | | | |
| Dieselmotor D 308 S | 4470 | 6 | 68,5 kW (93 PS) | | 65-73 | | | | | | | | |
| Dieselmotor D 308 V | 3080 | 4 | 45,5 kW (60 PS) | | 65-73 | | | | | | | | |
| Dieselmotor D 308 Z | 1490 | 2 | 23 kW (31 PS) | | 65-73 | | | | | | | | |
| Dieselmotor D 325, 925 L | 1700 | 2 | 24,5 kW (33 PS) | | 67-81 | | | | | | | | |
| Dieselmotor D 325, 925 L | 3400 | 4 | 50 kW (68 PS) | | 67-81 | | | | | | | | |
| Dieselmotor D 325, 925 L | 5100 | 6 | 75 kW (102 PS) | | 01/67-81 | | | | | | | | |
| Dieselmotor D 325, D 925 L3 | 2550 | 3 | 37 kW (50 PS) | | 67-81 | | | | | | | | |
| Dieselmotor KD 12 D | 2550 | 3 | | | | | | | | | | | |
| Dieselmotor KD 12 E | 880 | 1 | | | | | | | | | | | |
| Dieselmotor KD 12 V | 3400 | 4 | 8,5-34 kW (12-46 PS) | | | | | | | | | | |
| Dieselmotor KD 12 Z | 1700 | 2 | | | | | | | | | | | |
| Dieselmotor KD 12D | 2550 | | 8,5-34 kW (12-46 PS) | | | 95,000 | 3,00 | 910 CR | | 120 032 0010 00 | 1 | STD | |
| Dieselmotor KD 12E | 880 | | 8,5-34 kW (12-46 PS) | | | 3,00 | 911 FE | 3,00 | | | | | 930 FE |
| Dieselmotor KD 12V | 3400 | | 8,5-34 kW (12-46 PS) | | | 5,00 | 947 EX P | 5,00 | | | | | 946 P |
| Dieselmotor KD 12Z | 1700 | | 8,5-34 kW (12-46 PS) | | | | | | | | | | |
| Dieselmotor KD 12Z | 1700 | | 8,5-34 kW (12-46 PS) | | | | | | | | | | |
















|  | ccm |  |  |  |  |  |  |  |  |  |  | |
|---|------|---|---|---|---|--|---|---|---|---|---|-----|
| Dieselmotor AKD 12/1112, 321-3 | 2720 | 3 | 26,5 kW (36 PS) | | | 98,000 | 3,00 | 911 FE |  | 120 032 0011 00 | 1 | STD |
| Dieselmotor AKD 12/112, 321-2 | 1810 | 2 | 17,5 kW (24 PS) | | | | 3,00 | 911 FE |  | | | |
| Dieselmotor AKD 12/112, 321-4 | 3620 | 4 | 35,5 kW (48 PS) | | 56-65 | | 5,00 | 946 |  | | | |
| Dieselmotor AKD 12/112, 321-4 | | | | | | | 5,00 | 946 |  | | | |
| Dieselmotor D 203 | 2475 | 3 | | | | 100,000 | 3,00 | 914 CR |  | 120 032 0006 00 | 1 | STD |
| Dieselmotor D 227-2 | 1885 | 2 | 25/27 kW (34/36,5 PS) | Traktor Renault | 77- | | 2,00 | 911 P |  | | | |
| Dieselmotor D 227-2 | 1885 | 2 | | | | | 2,00 | 931 P |  | | | |
| Dieselmotor D 227-2 | | | | | | | 4,00 | 947 EX CR |  | | | |
| Dieselmotor D 227-3 | 2827 | 3 | 43/45 kW (58,5/61 PS) | Traktor Renault | 77- | | | | | | | |
| Dieselmotor D 227-3 | 2827 | 3 | | | | | | | | | | |
| Dieselmotor D 227-4 | 3770 | 4 | 54,5 kW (74 PS) | Traktor Renault | 77- | | | | | | | |
| Dieselmotor D 227-4 | 3370 | 4 | | | | | | | | | | |
| Dieselmotor D 227-6 | 5655 | 6 | 82,5 kW (112 PS) | Traktor Renault | 77- | | | | | | | |
| Dieselmotor D 227-6 | 5655 | 6 | | | | | | | | | | |
| Dieselmotor D 303 | 1650 | 2 | | | | | | | | | | |
| Dieselmotor D 327 | 2827 | 3 | 37 kW (50 PS) | | | | | | | | | |
| Dieselmotor D 327 | 3370 | 4 | 49,5 kW (67 PS) | | | | | | | | | |
| Dieselmotor D 327 | 5655 | 6 | 74,5 kW (101 PS) | | 70-77 | | | | | | | |
| Dieselmotor D 327-2 | 1885 | 2 | 24,5 kW (33,5 PS) | | | | | | | | | |
| Dieselmotor D 229 | 2940 | 3 | 24/28/33 kW (33/38/ 45 PS) | | | 102,000 | 3,00 | 914 CR |  | 120 032 0015 00 | 1 | STD |
| Dieselmotor D 229 | 3920 | 4 | 32/38/44 kW (44/52/ 60 PS) | | | | 2,50 | 911 FE |  | | | |
| Dieselmotor D 229 | 5880 | 6 | | | | | 4,00 | 947 EX CR |  | | | |
| Dieselmotor D 893 | | 1 | | | | | | | | | | |
| Dieselmotor TD 229 | 3920 | 4 | | | | | | | | | | |
| Dieselmotor TD 229 | 5880 | 6 | | | | | | | | | | |
| Dieselmotor 4.10TCA | | 4 | | | | 103,000 | 3,00 | 914 CR |  | 120 032 0016 00 | 1 | STD |
| Dieselmotor 6.10 | | 6 | | | | | 2,50 | 911 P |  | | | |
| Dieselmotor 6.10 | | | | | | | 4,00 | 947 EX CR |  | | | |
| Dieselmotor D 226-D | 3120 | 3 | 44/48 kW (60/65 PS) | | 77- | 105,000 | 3,00 | 914 CR |  | 120 032 0002 00 | 1 | STD |
| Dieselmotor D 226-D | 3120 | 3 | 44/48 kW (60/65 PS) | | 77- | | 2,00 | 911 FE |  | | | |
| Dieselmotor D 226-D | | | | | | | 2,00 | 930 FE |  | | | |
| Dieselmotor D 226-S | 6240 | 6 | 74-96 kW (100-131 PS) | | 69-77 | | 4,00 | 947 EX CR |  | | | |
| Dieselmotor D 226-S | 6240 | 6 | 74-96 kW (100-131 PS) | | 77- | | | | | | | |
| Dieselmotor D 226-S | | | | | | | | | | | | |
| Dieselmotor D 226-V | 4160 | 4 | 59/64 kW (80/87 PS) | | | | | | | | | |
| Dieselmotor D 226-V | 4160 | 4 | 59/64 kW (80/87 PS) | | 77- | | | | | | | |
| Dieselmotor D 226-V | | | | | | | | | | | | |
| Dieselmotor D 226-Z | 2080 | 2 | 27/30 kW (37/40 PS) | | | | | | | | | |
| Dieselmotor D 226-Z | 2080 | 2 | 27/30 kW (37/40 PS) | | 77- | | | | | | | |
| Dieselmotor D 226-Z | | | | | | | | | | | | |
| Dieselmotor TD 226, TD 228 | 4160 | 4 | 73,5 kW (100 PS) | | | | | | | | | |
| Dieselmotor TD 226, TD 228 | 6240 | 6 | 110,5 kW (150 PS) | Traktor, Industriemotor | 71-77 | | | | | | | |



MWM

Globally reliable

| | ccm | | | | | | | | | | | |
|---------------------------|-------|-----|-----------------------------|-------------------|-------|---------|------|-----------|--|-----------------|---|-----|
| Dieselmotor D 226 B/2 | 2080 | 2 | 32-36 kW (43,5-49 PS) | | 86- | 105,000 | 3,00 | 914 CR | | 120 032 0014 00 | 1 | STD |
| Dieselmotor D 226 B/3 | 3120 | 3 | 48-55 kW (65-75 PS) | | 86- | | 2,00 | 911 FE | | | | |
| Dieselmotor D 226 B/4 | 4160 | 4 | 64-73,5 kW (87-100 PS) | | 86- | | 4,00 | 947 EX CR | | | | |
| Dieselmotor D 226 B/6 | 6240 | 6 | 96-110 kW (130,5- 149,5 PS) | | 86- | | | | | | | |
| Dieselmotor TD 226-4 | 4160 | 4 | 63-73,5 kW (90-100 PS) | Traktor 851/-4 | | | | | | | | |
| Dieselmotor TD 226-6 | 6240 | 6 | 99-125 kW (135-170 PS) | Traktor 951 | 71- | | | | | | | |
| Dieselmotor TD 226-B/3 | 3120 | 3 | 57-84 kW (77,5- 114 PS) | Fendt Traktoren | 86- | | | | | | | |
| Dieselmotor TD 226-B/4 | 4160 | 4 | 76-113 kW (103-154 PS) | Fendt Traktoren | 86- | | | | | | | |
| Dieselmotor TD 226-B/6 | 6240 | 6 | 115-170 kW (156-231 PS) | Fendt Traktoren | 86- | | | | | | | |
| Dieselmotor TBD 232-12 | | V12 | | | 72- | 120,000 | 3,00 | 913 CR | | 120 032 0007 00 | 1 | STD |
| Dieselmotor TD 232-12 | | V12 | | | 72- | | 3,00 | 911 FE | | | | |
| Dieselmotor TD 232-A | | V8 | | | 72- | | 3,00 | 931 FE | | | | |
| Dieselmotor TD 232-S | | V6 | | | 72- | | 5,00 | 947 EX FE | | | | |
| Dieselmotor TBD 232-12 | 17640 | V12 | 312/368 kW (424/500 PS) | | 69-71 | 120,000 | 3,50 | 914 CR | | 120 032 0012 00 | 1 | STD |
| Dieselmotor TD 232-12 | 17640 | V12 | 299 kW (406 PS) | | 66-71 | | 3,00 | 911 FE | | | | |
| Dieselmotor TD 232-A | 11760 | V8 | 198,5 kW (270 PS) | | 66-71 | | 3,00 | 931 FE | | | | |
| Dieselmotor TD 232-S | 8820 | V6 | 149,5 kW (203 PS) | | 66-71 | | 5,00 | 947 EX CR | | | | |
| Dieselmotor TBD 234 | 10804 | 6 | 420 kW (571 PS) | | | 128,000 | 3,50 | 914 CR | | 120 032 0013 00 | 1 | STD |
| Dieselmotor TBD 234 | 14405 | 8 | 560 kW (762 PS) | | | | 3,00 | 911 FE | | | | |
| Dieselmotor TBD 234 | 21607 | 12 | 840 kW (1142 PS) | | | | 4,00 | 947 EX CR | | | | |
| Dieselmotor TBD 234 | 28800 | 16 | 1120 kW (1523 PS) | | | | | | | | | |
| Dieselmotor TBG 616 V12 K | 26300 | 12 | 525 kW | stationary engine | | 132,000 | 4,00 | 916 CR | | 120 032 0017 00 | 1 | STD |
| Dieselmotor TBG 616 V16 K | 35000 | 16 | 700 kW | | | | 3,00 | 911 CR | | | | |
| Dieselmotor TBG 616 V8 K | 17500 | 8 | 350 kW | Stationärmotor | | | 3,50 | 947 EX CR | | | | |
| Dieselmotor RHS 418/518 A | 22160 | 8 | 184 kW (250 PS) | | | 140,000 | 3,50 | 910 CR | | 120 032 0008 00 | 1 | STD |
| Dieselmotor RHS 418/518 D | 8310 | 3 | 68,5 kW (93 PS) | | | | 3,50 | 910 IF | | | | |
| Dieselmotor RHS 418/518 S | 16620 | 6 | 137,5 kW (187 PS) | | | | 6,00 | 948 FE | | | | |
| Dieselmotor RHS 418/518 V | 11080 | 4 | 92 kW (125 PS) | | | | 6,00 | 948 FE | | | | |
| Dieselmotor RHS 418/518 Z | 5540 | 2 | 45,5 kW (62 PS) | | | | | | | | | |
| Dieselmotor RHS 518 V 12 | 33240 | 12 | 294,5 kW (400 PS) | | | | | | | | | |
| Dieselmotor RHS 518 V 16 | 44300 | 16 | 390 kW (530 PS) | | | | | | | | | |
| Dieselmotor TRHS 518 A | 22160 | 8 | 251,5 kW (342 PS) | | | | | | | | | |
| Dieselmotor TRHS 518 S | 16620 | 6 | 188,5 kW (256 PS) | | | | | | | | | |
| Dieselmotor TRHS 518 V | 11080 | 4 | 126 kW (171 PS) | | | | | | | | | |
| Dieselmotor TRHS 518 V 16 | 44300 | 16 | 504 kW (685 PS) | | | | | | | | | |
| Dieselmotor TRHS V 12 | 33240 | 12 | 375,5 kW (510 PS) | | | | | | | | | |

|  | ccm |  |  |  |  |  |  |  |  |  |  | |
|---|------|---|---|---|---|--|---|---|---|---|---|-----|
| Dieselmotor | 6600 | 6 | | 8240 + 8340 | | 111,760 | 2,38 | 910 CR IF P |  | 120 125 0001 00 | 1 | STD |
| Dieselmotor 11/91-- | 4400 | 4 | | 5640, 7840, 6640 | | | 2,38 4,74 | 911 IF U CR 947 EX CR |  | | | |
| Dieselmotor | 5000 | 4 | | 7740 | | 111,760 | 3,16 | 914 CR |  | 120 125 0002 00 | 1 | STD |
| Dieselmotor 11/91-- | | | | | | | 2,38 4,74 | 911 IF U CR 947 EX CR |  | | | |



NISSAN

Globally reliable

| | ccm | | | | | | | | | | | |
|---|------|-----|--------------------------|--|-------------|--------|----------------------|------------------------------------|--|-----------------|---|---------------------|
| MA10 MA10ET Gasoline | 987 | 4 | | March | | 68,000 | 1,50 1,50 2,80 | 910 CR S 911 FE 777 CR S | | 121 089 0008 00 | 4 | STD 0,25 0,50 |
| MA10 MA10ET Gasoline | 987 | 4 | | March | | 68,200 | 1,50 1,50 2,80 | 910 CR S 911 FE 777 CR S | | 121 089 0009 00 | 4 | STD 0,25 0,50 |
| EJ4KK EJ4KK Gasoline | | 4 | | | | 71,000 | 1,20 1,20 2,00 | 910 CR S 911 FE 777 CR S | | 121 089 0055 00 | 4 | STD 0,25 0,50 |
| CG Gasoline | 1000 | 4 | | March | | 71,000 | 1,20 1,50 3,00 | 910 CR S 911 FE 777 CR S | | 121 089 0054 00 | 4 | STD 0,25 0,50 |
| MA12 Gasoline | 1200 | 4 | | für verbleites Benzin | | 71,000 | 1,50 1,50 2,80 | 910 CR S 911 FE 777 NIT S | | 121 089 0010 00 | 4 | STD 0,25 0,50 |
| CG Gasoline | 1000 | 4 | | March | | 71,200 | 1,20 1,50 3,00 | 910 CR S 911 FE 777 CR S | | 121 089 0056 00 | 4 | STD 0,25 0,50 |
| MA12 Gasoline | 1200 | 4 | | für verbleites Benzin | | 71,200 | 1,50 1,50 2,80 | 910 CR S 911 FE 777 NIT S | | 121 089 0011 00 | 4 | STD 0,25 0,50 |
| CG13 Gasoline | | 4 | | | | 72,000 | 1,20 1,20 2,50 | 910 CR S 911 FE 777 CR S | | 121 089 0057 00 | 4 | STD 0,25 0,50 |
| Motor CR14DE | 1386 | 4 | 65 kW (88 PS) | MICRA C+C (K12) 1.4 16V | 08/05- | 73,000 | 1,20 1,20 2,00 | 910 CR S 911 FE 777 CR S | | 121 089 0058 00 | 4 | STD 0,25 0,50 |
| Motor CR14DE | 1386 | 4 | 65 kW (88 PS) | MICRA III (K12) 1.4 16V | 01/03-06/10 | | | | | | | |
| Motor CR14DE | 1386 | 4 | 65 kW (88 PS) | NOTE (E11) 1.4 | 03/06- | | | | | | | |
| E10 Gasoline | 1000 | 4 | | Sunny P130 VP130 WP130 | | 73,000 | 1,50 1,50 4,00 | 910 CR 931 ES FE 777 CR S | | 121 089 0012 00 | 4 | STD 0,25 0,50 |
| Motor C, E, J, J13 A10, A12 | 1299 | 4 | | Bluebird 1000, 1200, 1300 Sunny (100Y), Pulser (100A) Cherry Vanette (C20), Sunny (120Y) Pulser (120A), Cherry 1200 Pick-UP | | 73,000 | 2,00 2,00 4,00 | 911 CR 911 FE 777 CR S | | 121 089 0096 00 | 4 | STD 0,50 |
| Motor QG15DE | | 4 | | | | 73,600 | 1,20 1,20 2,50 | 910 CR S 911 FE 777 CR S | | 121 089 0068 00 | 4 | STD 0,50 1,00 |
| GA14 Gasoline | | 4 | | | | 73,600 | 1,50 1,50 2,80 | 910 NIT S 911 CR 777 NIT S | | 121 089 0046 00 | 4 | STD 0,25 0,50 |
| VQ20 Gasoline | 1995 | V-6 | | Ce?ro | | 76,000 | 1,20 1,20 2,50 | 910 IF CR S 911 FE 777 CR S | | 121 089 0061 00 | 6 | STD 0,25 0,50 |
| A 14 (new) A 15 Gasoline | 1397 | 4 | | Vanette (C20) B210 B310 | | 76,000 | 1,20 2,00 4,00 | 910 CR S 931 FE 777 CR S | | 121 089 0015 00 | 4 | STD 0,25 0,50 |
| Motor GA16DE | 1596 | 4 | 66-75 kW (90-102 PS) | Sunny, Pulser, Primera | | 76,000 | 1,50 1,50 2,80 | 910 NIT S 911 CR P 777 NIT S | | 121 089 0013 00 | 4 | STD 0,50 |
| E 13 + E 15 Gasoline E 16 | 1270 | 4 | | Sunny Pulser Laurel Spirit Langley California AD Van | | 76,000 | 1,50 1,50 4,00 | 910 CR SN S 911 FE 777 CR S | | 121 089 0016 00 | 4 | STD 0,25 0,50 |
| GA16 Gasoline | 1596 | 4 | | Sunny Pulser | | 76,000 | 1,50 1,50 2,80 | 910 NIT S 911 CR 777 NIT S | | 121 089 0047 00 | 4 | STD 0,25 0,50 |
| GA16DE Gasoline | 1596 | 4 | | Sunny Pulser Primera | | 76,000 | 1,50 1,50 2,80 | 910 CR 911 FE 777 CR S | | 121 089 0059 00 | 4 | STD 0,50 |
| GA16DE Gasoline | 1596 | 4 | | Sunny Sentra | | 76,000 | 1,50 2,80 | 911 IF CR S 777 CR S | | 121 089 0060 00 | 4 | STD |
| Dieselmotor K9K.608, K9K.628 from Euro 6 version | 1461 | 4 | 63 kW - 66 kW (86-90 PS) | NV200 1.5 dci, EVALIA 1.5 dci, MICRA V 1.5 DCi | 02/10- | 76,000 | 1,75 1,75 2,00 | 913 PVD 911 IF U 947 EX CR | | 120 038 0058 00 | 1 | STD |
| Dieselmotor K9K.636 from Euro 6 version | 1461 | 4 | 81 kW (110 PS) | EVALIA 1.5 dci, JUKE 1.5 dCi, NV200 / EVALIA 1.5 dci, QASHQAI II 1.5 dCi | 06/10- | | | | | | | |
| Dieselmotor K9K.646 from Euro 6 version | 1461 | 4 | 81 kW (110 PS) | EVALIA 1.5 dci, NV200 1.5 dci | 04/11 | | | | | | | |


















| | ccm | | | | | | | | | | | |
|------------------------------|------|---|-----------------------------|---|-------------|--------|----------------------|--|--|-----------------------------|---|---------------------|
| Dieselmotor K9K.608 | 1461 | 4 | 66 kW (90 PS) | NOTE 1.5 dCi | 06/13- | 76,000 | 2,00 2,00 2,50 | 910 IF CKS 911 IF U.P 947 EX NIT S | | 120 038 0014 00 21 | 1 | STD 0,50 |
| Dieselmotor K9K.636 | 1461 | 4 | 81 kW (110 PS) | QASHQAI 1.5 dCi | 02/14- | | | | | | | |
| Dieselmotor K9K.700 | 1461 | 4 | 50 kW (68 PS) | NOTE (E11) 1.5 dCi | 03/06- | | | | | | | |
| Dieselmotor K9K.700, K9K.716 | 1461 | 4 | 50 kW (68 PS) | KUBISTAR (X76) 1.5 dCi 70 | 04/06- | | | | | | | |
| Dieselmotor K9K.704 | 1461 | 4 | 48 kW (65 PS) | KUBISTAR (X76) 1.5 dCi | 08/03- | | | | | | | |
| Dieselmotor K9K.704 | 1461 | 4 | 48 kW (65 PS) | KUBISTAR Kasten (X80) 1.5 dCi | 08/03- | | | | | | | |
| Dieselmotor K9K.704 | 1461 | 4 | 48 kW (65 PS) | MICRA III (K12) 1.5 dCi | 01/03-06/10 | | | | | | | |
| Dieselmotor K9K.710, K9K.714 | 1461 | 4 | 42 kW (57 PS) | KUBISTAR (X76) 1.5 dCi | 08/03- | | | | | | | |
| Dieselmotor K9K.710, K9K.714 | 1461 | 4 | 45 kW (61 PS) | KUBISTAR (X76) 1.5 dCi | 08/05- | | | | | | | |
| Dieselmotor K9K.710, K9K.714 | 1461 | 4 | 45 kW (61 PS) | KUBISTAR Kasten (X80) 1.5 dCi | 08/05- | | | | | | | |
| Dieselmotor K9K.722 | 1461 | 4 | 60 kW (82 PS) | ALMERA II (N16) 1.5 dCi | 01/03- | | | | | | | |
| Dieselmotor K9K.722 | 1461 | 4 | 60 kW (82 PS) | ALMERA II Hatchback (N16) 1.5 dCi | 01/03- | | | | | | | |
| Dieselmotor K9K.722 | 1461 | 4 | 60 kW (82 PS) | KUBISTAR (X76) 1.5 dCi | 08/03- | | | | | | | |
| Dieselmotor K9K.722 | 1461 | 4 | 60 kW (82 PS) | KUBISTAR Kasten (X80) 1.5 dCi | 08/03- | | | | | | | |
| Dieselmotor K9K.722 | 1461 | 4 | 60 kW (82 PS) | MICRA III (K12) 1.5 dCi | 09/03-06/10 | | | | | | | |
| Dieselmotor K9K.728 | 1461 | 4 | 78 kW (106 PS) | TIIDA Schrägheck (C11X) 1.5 dCi | 09/07- | | | | | | | |
| Dieselmotor K9K.732, K9K.764 | 1461 | 4 | 78 kW (106 PS) | QASHQAI / QASHQAI +2 (J10, JJ10) 1.5 dCi | 02/07- | | | | | | | |
| CA16S Gasoline | 1598 | 4 | | Bluebird Stanza Auster | | 77,950 | 1,50 1,50 4,00 | 910 CR SN S 911 SN 777 CR S | | 121 089 0020 00 15 21 | 4 | STD 0,25 0,50 |
| VG20E ET Gasoline | 1998 | 6 | | Cedric Gloria Laurel Fairlady-Z | | 77,950 | 1,50 1,50 2,80 | 910 CR SN S 911 SN 777 CR S | | 121 089 0021 00 15 21 | 6 | STD 0,25 0,50 |
| CA16 CA16DE Gasoline | 1598 | 4 | 85 kW (116 PS) | Stanza Auster | | 77,950 | 1,50 1,50 2,80 | 910 IF CR S 911 SN 777 CR S | | 121 089 0062 00 15 21 | 4 | STD 0,25 0,50 |
| L20S Gasoline | 1988 | 6 | | Gloria Van Cedric Bluebird Skyline 2000GT Fairlady Z | | 77,950 | 1,50 2,00 4,00 | 910 CR 931 ES FE 777 CR S | | 121 089 0019 00 15 21 | 6 | STD 0,25 0,50 |
| Motor HR16DE | 1597 | 4 | 69-86 kW (94-117 PS) | Tiida, Qashqai, NV200, Note, Micra, Juke, Cube 1.6 16V | 05/05- | 78,000 | 1,20 1,20 2,00 | 910 IF CR S 911 P 777 CR S | | 121 089 0017 00 21 | 4 | STD 0,50 |
| Motor RB20E | 1998 | 6 | 96 kW - 110 kW (130-145 PS) | Skyline, Laurel 2.0L | | 78,000 | 1,50 1,50 2,80 | 910 NIT S 911 CR P 777 CR S | | 121 089 0044 00 | 6 | STD |
| Motor MR16DDT | 1618 | 4 | 140 kW (190 PS) | JUKE (F15) 1.6 | 06/10-02/13 | 79,700 | 1,20 1,00 2,00 | 910 IF NIT S 931 FE S 777 NIT S | | 121 089 0018 00 21 | 4 | STD 0,50 |
| QG18DE Gasoline | | 4 | | | | 80,000 | 1,20 1,20 2,50 | 910 CR S 911 FE 777 CR S | | 121 089 0065 00 15 21 | 4 | STD 0,25 0,50 |
| QG18DE Gasoline | | 4 | | | | 80,000 | 1,50 1,50 2,80 | 910 CR S 911 CR 777 CR S | | 121 089 0064 00 15 21 | 4 | STD 0,25 0,50 |
| QG18 Gasoline | | 4 | | | | 80,000 | 1,50 2,80 | 911 IF CR S 777 CR S | | 121 089 0063 00 15 21 | 4 | STD 0,25 0,50 |
| CD17 Diesel | | 4 | | Sunny | | 80,000 | 1,75 2,00 3,00 | 910 IF CR SN 911 IW SN 947 EX CR S | | 121 089 0075 00 15 21 | 4 | STD 0,25 0,50 |
| SR18 Gasoline | 1838 | 4 | | Bluebird Presta Sunny Primera | | 82,500 | 1,50 1,50 3,00 | 910 IF NIT S 911 CR 777 NIT S | | 121 089 0048 00 15 21 | 4 | STD 0,25 0,50 |
| Motor F4R.720, F4R.722 | 1998 | 4 | 88 kW (120 PS) | PRIMASTAR 2.0 | 03/01- | 82,700 | 1,20 1,50 2,00 | 910 NIT S IF 931 P 777 NIT S | | 120 038 0053 00 21 | 1 | STD 0,50 |
| SR18 Gasoline | 1838 | 4 | | Bluebird Presta Sunny Primera | | 82,700 | 1,50 1,50 3,00 | 910 IF NIT S 911 CR 777 NIT S | | 121 089 0067 00 15 21 | 4 | STD 0,25 0,50 |



NISSAN

Globally reliable

| | ccm | | | | | | | | | | | | |
|------------------------------|------|---|----------------------------|--|-------------|--|--------|--------------------------------------|--|--|-----------------------------|---|---------------------|
| CA18E CA18S Gasoline | 1809 | 4 | | Laurel Skyline Silvia Gazella Stanza Auster Prairie | | | 83,000 | 1,50 1,50 4,00 | 910 CR SN S 911 CR 777 CR S | | 121 089 0025 00 15 21 | 4 | STD 0,25 0,50 |
| CA18-DET Gasoline | 1809 | 4 | | Gazelle | | | 83,000 | 1,50 1,50 2,80 | 910 CR S 911 CR 777 NIT S | | 121 089 0027 00 15 21 | 4 | STD 0,25 0,50 |
| L24E Gasoline | | 6 | | | | | 83,000 | 1,50 2,00 4,00 | 911 CR 931 ES FE 777 CR S | | 121 089 0049 00 15 21 | 6 | STD 0,25 0,50 |
| SD20 Diesel | 1991 | 4 | | Cedric, QG31Y Q131 | | | 83,000 | 2,50 2,00 2,00 4,50 4,50 | 910 4CR 911 CR 911 CR 947 EX CR 947 CR | | 121 089 0078 00 15 21 | 4 | STD 0,25 0,50 |
| SD22 Diesel | 2164 | 4 | | Truck Fork Lift | | | 83,000 | 2,50 2,00 4,50 | 910 CR 911 IW CR 947 EX CR | | 121 089 0079 00 15 21 | 4 | STD 0,25 0,50 |
| SD33 SD33T Diesel | 3246 | 6 | | Truck QC80 QSC80 DQSC80 | | | 83,000 | 2,50 2,00 2,00 4,50 4,50 | 910 4CR 911 CR 911 CR 947 EX CR 947 CR | | 121 089 0080 00 15 21 | 6 | STD 0,25 0,50 |
| SD22 Diesel | 2164 | 4 | | Junior, Caball, Bus | | | 83,000 | 2,50 2,00 2,00 4,50 4,50 | 913 CR S 911 IW CR 931 B CR 947 EX CR 947 CR | | 121 089 0104 00 15 21 | 4 | STD 0,25 0,50 |
| Motor MR20DE, MR-FFV | 1999 | 4 | 103 kW (140 PS) | Tiida, Lafesta, Cube, Versa, Sentra | | | 84,000 | 1,20 1,20 2,00 | 910 NIT S 931 CR 777 NIT S | | 121 089 0022 00 21 | 4 | STD 0,50 |
| Motor MR20DD | 1999 | 4 | | Serena | | | 84,000 | 1,20 1,20 2,00 | 910 IF NIT S 931 P 777 NIT S | | 121 089 0026 00 21 | 4 | STD 0,50 |
| Motor MR18 DE MR 20 DE | | | | | | | 84,000 | 1,20 1,20 2,00 | 910 CR S 931 FE 777 CR S | | 121 089 0123 00 | 4 | STD |
| Dieselmotor M9R.780 | 1995 | 4 | 84 kW (114 PS) | PRIMASTAR Bus (X83) dCi 120 | 09/06- | | 84,000 | 2,50 2,00 2,00 | 913 CKS 911 IF U 947 EX NIT S | | 120 038 0057 00 21 | 1 | STD 0,50 |
| Dieselmotor M9R.780 | 1995 | 4 | 84 kW (114 PS) | PRIMASTAR Kasten (X83) dCi 120 | 09/06- | | | | | | | | |
| Dieselmotor M9R.782 | 1995 | 4 | 66 kW (90 PS) | PRIMASTAR Bus (X83) | 09/06- | | | | | | | | |
| Dieselmotor M9R.782 | 1995 | 4 | 66 kW (90 PS) | PRIMASTAR Kasten (X83) dCi 90 | 09/06- | | | | | | | | |
| CA20A Gasoline | 1973 | 4 | | Bluebird | | | 84,500 | 1,50 1,50 4,00 | 910 CR SN S 911 SN 777 CR S | | 121 089 0029 00 15 21 | 4 | STD 0,25 0,50 |
| CA20P Gasoline | 1973 | 4 | | für LPG-Motor | | | 84,500 | 2,00 1,50 2,80 | 910 IF CR S 911 SN 777 CR S | | 121 089 0028 00 15 21 | 4 | STD 0,25 0,50 |
| LD28 Diesel | 2792 | 6 | | Cedric Gloria Skyline | | | 84,500 | 2,00 2,00 4,00 | 910 IF CR 911 IW FE 947 EX CR | | 121 089 0076 00 15 21 | 6 | STD 0,25 0,50 |
| CD20 Diesel | 1952 | 4 | | Truck | | | 84,500 | 2,00 2,00 3,00 | 910 IF NIT S 911 IW CR 947 EX NIT S | | 121 089 0103 00 15 21 | 4 | STD 0,25 0,50 |
| Z 20 Gasoline | 2000 | 4 | | Laurel Caravan Vanette | | | 85,000 | 1,50 1,50 4,00 | 910 CR SN S 911 SN 777 CR S | | 121 089 0032 00 15 21 | 4 | STD 0,25 0,50 |
| Dieselmotor M9T.702 | 2299 | 4 | 100 kW (136 PS) | NV400 dCi 140 | 06/14-06/16 | | 85,000 | 2,00 1,75 2,00 | 913 CDS 911 IF U CR 947 EX CKS | | 120 038 0026 00 21 | 1 | STD 0,50 |
| LD20 | 1952 | 4 | | | | | 85,000 | 2,00 2,00 4,00 | 910 IF CR 911 IW FE 947 EX CR | | 121 089 0077 00 15 21 | 4 | STD 0,25 0,50 |
| RD 28 Diesel | 2825 | 6 | | | | | 85,000 | 2,00 2,00 4,00 | 910 NIT S 911 IW CR 947 EX NIT S | | 121 089 0105 00 15 21 | 6 | STD 0,25 0,50 |
| Dieselmotor M9T | 2297 | 4 | 74 - 107 kW 75 - 146 PS | Nissan NV400 | 06/2010- | | 85,000 | 2,50 2,00 2,00 | 913 CR 911 IF U 947 EX NIT S | | 120 038 0005 00 21 | 1 | STD 0,50 |
| SR20 SR20D Gasoline | 1998 | 4 | | | | | 86,000 | 1,20 1,20 2,50 | 910 NIT S 911 CR 777 NIT S | | 121 089 0053 00 15 21 | 4 | STD 0,25 0,50 |
| SR20 Gasoline | 1998 | 4 | | Bluebird Silvia 180SX | | | 86,000 | 1,50 1,50 3,00 | 910 IF CR S 911 CR 777 CR S | | 121 089 0045 00 15 21 | 4 | STD 0,25 0,50 |























|  | ccm |  |  |  |  |  |  |  |  |  |  | | |
|---|------|---|---|---|---|--|---|---|---|---|---|---------------------|--|
| RB30 Gasoline | 3000 | 6 | | | | | | 86,000 1,50 1,50 2,80 910 IF NIT S 911 CR 777 NIT S |  | 121 089 0069 00 15 21 | 6 | STD 0,25 0,50 | |
| L28 Gasoline | 2753 | 6 | | Cedric (280C) Fairlady-Z (280Z) Laurel (280L) Leopard | | | | 86,000 1,50 2,00 4,00 910 CR SN S 911 SN 777 CR S |  | 121 089 0035 00 15 21 | 6 | STD 0,25 0,50 | |
| L28E Gasoline | 2753 | 6 | | Leopard Fairlady | | | | 86,000 1,50 2,00 4,00 911 FE 911 FE 777 CR S |  | 121 089 0036 00 15 21 | 6 | STD 0,25 0,50 | |
| Dieselmotor YD 22 | 2184 | 4 | | Sunny | | | | 86,000 1,75 1,50 3,00 913 NIT S 911 IF CR P 947 EX NIT S |  | 121 089 0004 00 | 4 | STD | |
| Dieselmotor YD 22 DTD YD 22 DTi | 2184 | 4 | 81 - 100 kW 110 - 136 PS | Almera MK II, Tino 2.2 DI, 2.2 DCI | 03.00 - | | | 86,000 2,00 2,00 3,00 913 NIT S 911 CR P 947 EX NIT S |  | 121 089 0094 00 | 4 | STD | |
| SR20 SR20D Gasoline | 1998 | 4 | | Bluebird | | | | 86,200 1,50 1,50 3,00 910 IF NIT S 911 CR 777 NIT S |  | 121 089 0050 00 15 21 | 4 | STD 0,25 0,50 | |
| VG30 Gasoline | 2960 | V-6 | | Cedric Gloria Fairlady | | | | 87,000 1,50 1,50 2,80 910 NIT S 911 CR 777 NIT S |  | 121 089 0037 00 15 21 | 6 | STD 0,25 0,50 | |
| VE30 Gasoline | | 6 | | | | | | 87,000 1,50 1,50 2,80 910 CR S 911 CR 777 CR S |  | 121 089 0070 00 15 21 | 6 | STD 0,25 0,50 | |
| VG301 Gasoline | 2960 | 6 | | Datsun Truck | | | | 87,000 2,00 1,50 2,80 910 IF CR S 911 CR 777 CR S |  | 121 089 0038 00 15 21 | 6 | STD 0,25 0,50 | |
| LD23 Diesel | | 4 | | | | | | 87,000 2,00 2,00 3,00 910 IF CR 931 CR 947 EX CR |  | 121 089 0106 00 15 21 | 4 | STD 0,25 0,50 | |
| H20 Gasoline | 1982 | 4 | | Junior, Caball, Bus | | | | 87,200 2,00 2,50 4,00 911 CR 911 FE 777 CR S |  | 121 089 0039 00 15 21 | 4 | STD 0,25 0,50 | |
| Motor QR25DE For OE no. 12033-ET80B | 2488 | 4 | 121-124 kW (161-165 PS) | X-TRAIL (T30) 2.5 4x4, X-TRAIL (T31) 2.5 | 09/02- | | | 89,000 1,20 1,20 2,00 910 IF NIT S 911 P 777 NIT S |  | 121 089 0023 00 21 | 4 | STD 0,50 | |
| KA24DE For OE no. 12033-9E000 | 2389 | 4 | 112 kW (152 PS) | ALTIMA 2.4 | 09/92-09/01 | | | 89,000 1,20 1,20 2,50 910 IF CR S 911 CR 777 CR S |  | 121 089 0072 00 15 21 | 4 | STD 0,25 0,50 | |
| Motor QR25DE For OE no. 12033-9E000 | 2488 | 4 | 113 kW (154 PS) | NP300 NAVARA (D40) 2.5 | 11/12- | | | | | | | | |
| Z24 Gasoline | 2400 | 4 | | Datsun Truck | | | | 89,000 1,50 1,50 4,00 910 CR SN S 911 CR 777 CR S |  | 121 089 0042 00 15 21 | 4 | STD 0,25 0,50 | |
| KA24 Gasoline | | 4 | | | | | | 89,000 1,50 1,50 2,80 910 IF CR S 911 CR 777 CR S |  | 121 089 0051 00 15 21 | 4 | STD 0,25 0,50 | |
| KA24DE Gasoline | 2389 | 4 | | Altima | | | | 89,000 1,50 1,50 2,80 910 IF CR S 911 CR 777 CR S |  | 121 089 0071 00 15 21 | 4 | STD 0,25 0,50 | |
| Z241 Gasoline | 2400 | 4 | | Datsun Truck | | | | 89,000 2,00 1,50 4,00 910 IF CR S 911 FE 777 CR S |  | 121 089 0043 00 15 21 | 4 | STD 0,25 0,50 | |
| Dieselmotor YD25 | 2500 | 4 | | Navara | | | | 89,000 2,00 2,00 3,00 913 NIT S 911 CR P 947 EX NIT S |  | 121 089 0122 00 21 29 | 4 | STD 0,50 1,00 | |
| Dieselmotor YD25 DDT YD25 DDTi | 2488 | 4 | 80 - 128 kW 109 - 174 PS | Frontier, Navara, Pathfinder, Presage, Bassara | 98 - | | | | | | | | |
| SD23 SD25 new Diesel | 2289 | 4 | | Truck Fork Lift | | | | 89,000 2,50 2,00 4,50 910 CR 911 IW CR 947 EX CR |  | 121 089 0082 00 15 21 | 4 | STD 0,25 0,50 | |
| TD23 Diesel | 2289 | 4 | | | | | | 89,000 2,50 2,00 4,00 910 CR 911 IW CR 947 EX CR S |  | 121 089 0097 00 15 21 | 4 | STD 0,25 0,50 | |
| TD25-2 Diesel | | 4 | | | | | | 92,900 2,50 2,00 3,00 910 CR S 911 IW CR 947 EX NIT S |  | 121 089 0107 00 15 21 | 4 | STD 0,25 0,50 | |
| TD25 Diesel | 2500 | 4 | | | | | | 92,900 2,50 2,00 4,00 910 CR S 911 IW CR 947 EX NIT S |  | 121 089 0108 00 15 21 | 4 | STD 0,25 0,50 | |
| VQ30 Gasoline | 2987 | 6 | | Maxima Cedric Gloria | | | | 93,000 1,20 1,20 2,50 910 CR S 911 CR 777 NIT S |  | 121 089 0073 00 15 21 | 6 | STD 0,25 0,50 | |
| Motor VQ40DE | 4000 | 6 | 198 kW (269 PS) | PATHFINDER (R51) 4.0 4WD | 09/05- | | | 95,500 1,20 1,20 2,00 910 NIT S 931 P 777 NIT S |  | 121 089 0007 00 21 | 6 | STD 0,50 | |



NISSAN

Globally reliable

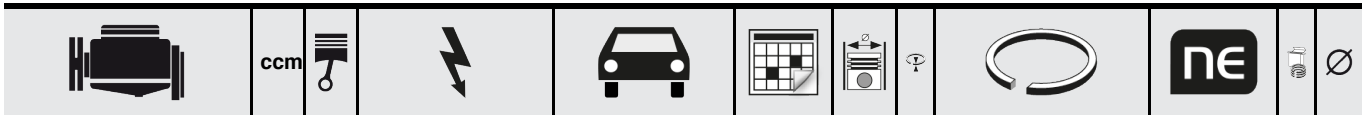
| | ccm | | | | | | | | | | | |
|-------------------------|------|---|-----------------------------|--|--------|---------|------------------------------|--|--|-----------------------------|---|---------------------|
| Motor VQ35HR | 3498 | 6 | 221-230 kW (301-313 PS) | 350 Z (Z33) 3.5, INFINITI M (Y51) 35h, INFINITI Q70 (Y51) 3.5 Hybrid, INFINITI EX 35 | 09/05- | 95,500 | 1,20 1,20 2,00 | 910 IF NIT S 931 P 777 NIT S | | 121 089 0031 00 21 | 6 | STD 0,50 |
| Motor VK50VE | 5026 | 8 | 287 kW (390 PS) | INFINITI QX70 50 AWD, FX 50 AWD | 10/08- | 95,500 | 1,20 1,20 2,00 | 910 IF NIT S 931 FE 777 NIT S | | 121 089 0034 00 | 8 | STD |
| VQ35 Gasoline | | 6 | | | | 95,500 | 1,20 1,20 2,50 | 910 CR S 911 FE 777 CR S | | 121 089 0074 00 21 | 6 | STD 0,50 |
| Dieselmotor ZD30DD | 2953 | 4 | 77 kW (105 PS) | Caravan, Coach, Safari, Terrano | | 96,000 | 2,00 1,20 2,00 | 910 NIT S 911 IF CR S 947 EX NIT S | | 121 089 0087 00 21 | 4 | STD 0,50 |
| Dieselmotor TD42T | 4169 | 6 | | Safari Civilian | | 96,000 | 2,50 2,00 3,00 | 913 NIT S 911 IW CR 947 EX NIT S | | 121 089 0002 00 21 29 | 6 | STD 0,50 1,00 |
| Dieselmotor TD42T | 4169 | 6 | | Safari, Jeep | | 96,000 | 2,50 2,00 4,00 | 913 NIT S 911 IF CR P 947 EX NIT S | | 121 089 0005 00 | 6 | STD |
| Dieselmotor Z30 ZD30T | 2953 | 4 | 78 - 130 kW 105 - 170 PS | Patrol, Caravan, Urvan, Homy, Elgrand, Terrano | | 96,000 | 2,50 2,00 2,00 | 913 NIT S 911 IF FE 947 EX NIT S | | 121 089 0006 00 | 4 | STD |
| TD27 Diesel | 2700 | 4 | | TD 27 Turbo BD300 Turbo (Ecotech) | | 96,000 | 2,50 2,00 4,00 | 910 CR S 911 IW CR 947 EX NIT S | | 121 089 0099 00 | 4 | STD |
| TD27 Diesel | 2700 | 4 | | | | 96,000 | 2,50 2,00 3,00 | 914 NIT S 911 IW CR P 947 EX NIT S | | 121 089 0109 00 | 4 | STD |
| TD27T Diesel | 2663 | 4 | | | | 96,000 | 2,50 2,00 4,00 | 913 NIT S 911 IW CR 947 EX NIT S | | 121 089 0111 00 | 4 | STD |
| TD42 AD3 Diesel | 4169 | 6 | | Datsun Jeep | | 96,000 | 2,50 2,00 4,00 | 910 CR S 911 IW CR 947 EX NIT S | | 121 089 0112 00 | 6 | STD |
| BD30 Diesel | | 4 | | Cedric | | 96,000 | 2,50 2,00 4,00 | 910 CR S 911 IW CR 947 EX NIT S | | 121 089 0113 00 | 4 | STD |
| ZD30E Diesel | | 4 | | | | 96,000 | 2,50 2,00 3,00 | 913 NIT S 911 IW CR 947 EX NIT S | | 121 089 0114 00 | 4 | STD |
| Motor VK56VD | 5552 | 8 | 293 kW (398 PS) | Infiniti | | 98,000 | 1,20 1,20 2,50 | 910 NIT S 931 FE 777 NIT S | | 121 089 0041 00 21 | 8 | STD 0,50 |
| Motor VK56DE (NEW) | 5552 | 8 | | Infiniti Armada | | 98,000 | 1,50 1,50 2,50 | 910 NIT S 931 FE 777 NIT S | | 121 089 0040 00 21 | 8 | STD 0,50 |
| Dieselmotor QD32 | | 4 | | | | 99,200 | 2,50 2,00 3,00 | 913 CR 911 IW CR 947 EX NIT S | | 121 089 0003 00 21 29 | 4 | STD 0,50 1,00 |
| Dieselmotore AD5 QD32NA | 3153 | 4 | | Caravan, Frontier Datsun truck | | 99,200 | 2,50 2,00 3,00 | 910 NIT S 911 IW CR 947 EX NIT S | | 121 089 0115 00 | 4 | STD |
| ED6 FD6 Diesel | 5654 | 6 | | Truck Condor CM80 CM85 Bus R80 RM80 | | 100,000 | 3,00 2,00 2,00 4,50 | 910 CR 911 IW CR 911 CR 947 EX CR | | 121 089 0083 00 | 6 | STD |
| FD6T Diesel | 5654 | 6 | | Condor CM85, CK 85 | | 100,000 | 3,00 2,00 2,00 4,50 | 914 CR 911 IW CR 911 CR 947 EX CR | | 121 089 0084 00 | 6 | STD |
| FD6T Diesel | 5654 | 6 | | Condor CM85, CK 85 | | 100,000 | 3,00 2,00 2,00 4,50 | 913 CR 911 IW CR 911 CR 947 EX CR | | 121 089 0085 00 | 6 | STD |
| FD6T (new) Diesel | 5654 | 6 | | | | 100,000 | 3,00 2,00 4,50 | 913 CR 911 IW CR 947 EX CR | | 121 089 0086 00 | 6 | STD |
| FD35 Diesel | 3500 | 4 | | Condore | | 102,500 | 2,00 2,00 4,00 | 910 CR S 911 IW CR 947 EX NIT S | | 121 089 0116 00 | 4 | STD |
| ED35 Diesel | 3465 | 4 | | Datsun Truck | | 102,500 | 3,00 2,00 4,00 | 910 CR S 911 IW CR 947 EX CR S | | 121 088 0101 00 | 4 | STD |
| FD35T Diesel | 3500 | 4 | | Condor | | 102,500 | 3,00 2,00 4,00 | 913 CR 911 IW CR 947 EX NIT S | | 121 089 0117 00 | 4 | STD |
| FE6TA Diesel | 7000 | 6 | | MK 250 | | 108,000 | 2,50 2,00 4,00 | 913 NIT S 911 IW CR 947 EX NIT S | | 121 089 0118 00 | 6 | STD |

|  | ccm |  |  |  |  |  |  |  |  |  |  | |
|---|-------|---|---|---|---|--|---|---|---|---|---|-----|
| FE6T Diesel | 7000 | 6 | | MK 250 | | 108,000 | 3,00 2,00 4,00 | 913 CR 911 IW CR 947 EX CR S |  | 121 089 0100 00 | 6 | STD |
| FE6 Diesel | 6925 | 6 | | MK 250 | | 108,000 | 3,00 2,00 4,00 | 910 CR 911 IW CR 947 EX CR S |  | 121 089 0101 00 | 6 | STD |
| ND6 Diesel | 6842 | 6 | | CK10 PRX102 | | 110,000 | 4,00 3,00 5,00 | 910 CR 911 CR 947 EX CR |  | 121 089 0088 00 | 6 | STD |
| PD6T Diesel | 10308 | 6 | | CW41 | | 125,000 | 4,00 3,50 5,00 | 914 CR 911 IW CR 947 EX CR |  | 121 089 0090 00 | 6 | STD |
| PD6T Diesel | 10308 | 6 | | CW41 | | 125,000 | 4,00 3,50 5,00 | 914 CR 911 IW CR 947 EX NIT S |  | 121 089 0120 00 | 6 | STD |
| PD6 Diesel | 10308 | 6 | | CK20, TK20, U20, TFA21, CD40, CV40 | | 125,000 | 5,00 3,50 5,00 | 910 CR 911 IW CR 947 EX CR |  | 121 089 0089 00 | 6 | STD |
| PD6 Diesel | 10308 | 6 | | CK20, TK20, U20, TFA21, CD40, CV40 | | 125,000 | 5,00 3,50 5,00 | 910 CR 911 IW CR 947 EX NIT S |  | 121 089 0119 00 | 6 | STD |
| PE6 Diesel | 11670 | 6 | | CK30 CK31 CV31 CD32 RB30 CB300 | | 133,000 | 4,00 3,50 6,00 | 914 CR 911 IW CR 947 EX CR |  | 121 089 0091 00 | 6 | STD |
| PE6T Diesel | 11670 | 6 | | CD45 | | 133,000 | 4,00 3,50 6,00 | 913 CR 911 IW CR 947 EX CR |  | 121 089 0102 00 | 6 | STD |
| RD8 Diesel | 14313 | V-8 | | Bus CD52 CW50 CW51 CW52 RA50 RA51 TWA52 WD151 | | 135,000 | 4,00 3,00 6,00 | 910 CR 911 IW CR 947 EX CR S |  | 121 089 0092 00 | 8 | STD |
| RD8T Diesel | 14313 | V-8 | | Truck CV56 | | 135,000 | 4,00 3,00 6,00 | 914 CR 911 IW CR 947 EX CR |  | 121 089 0093 00 | 8 | STD |






















NSU

Globally reliable



**auf Anfrage / acc. request /
sur demande**









































|  | ccm |  |  |  |  |  |  |  |  |  |  | |
|---|------|---|---|--|---|--|---|---|---|---|---|---------------------|
| Dieselmotor A 13 DTC | 1248 | 4 | 55 kW (75 PS) | CORSA D 1.3 CDTI | 07/06- | 69,600 | 1,50 1,50 2,00 | 910 CKS 911 P 947 EX NIT S |  | 120 020 0015 00 | 1 | STD 0,40 0,60 |
| Dieselmotor A 13 DTC | 1248 | 4 | 55 kW (75 PS) | CORSA D Van 1.3 CDTI | 07/06- | | | |  | 20 23 | | |
| Dieselmotor A 13 DTC | 1248 | 4 | 55 kW (75 PS) | MERIVA B 1.3 CDTI | 06/10- | | | | | | | |
| Dieselmotor A 13 DTE | 1248 | 4 | 70 kW (95 PS) | ASTRA J 1.3 CDTI | 12/09- | | | | | | | |
| Dieselmotor A 13 DTE | 1248 | 4 | 70 kW (95 PS) | ASTRA J Sports Tourer 1.3 CDTI | 10/10- | | | | | | | |
| Dieselmotor A 13 DTE | 1248 | 4 | 70 kW (95 PS) | ASTRA J Stufenheck 1.3 CDTI | 06/12- | | | | | | | |
| Dieselmotor A 13 DTE | 1248 | 4 | 70 kW (95 PS) | CORSA D 1.3 CDTI | 06/10- | | | | | | | |
| Dieselmotor A 13 DTE | 1248 | 4 | 70 kW (95 PS) | MERIVA B 1.3 CDTI | 06/10- | | | | | | | |
| Dieselmotor A 13 DTR | 1248 | 4 | 70 kW (95 PS) | CORSA D 1.3 CDTI | 06/10- | | | | | | | |
| Dieselmotor A 13 DTR | 1248 | 4 | 70 kW (95 PS) | CORSA D Van 1.3 CDTI | 06/10- | | | | | | | |
| Dieselmotor A 13 FD | 1248 | 4 | 66 kW (90 PS) | COMBO Kasten/Kombi (X12) 1.3 CDTI | 02/12- | | | | | | | |
| Dieselmotor A 13 FD | 1248 | 4 | 66 kW (90 PS) | COMBO Tour (X12) 1.3 CDTI | 02/12- | | | | | | | |
| Dieselmotor Z 13 DTE | 1248 | 4 | 70 kW (95 PS) | CORSA D 1.3 CDTI | 06/10- | | | | | | | |
| Dieselmotor Z 13 DTE | 1248 | 4 | 70 kW (95 PS) | CORSA D Van 1.3 CDTI | 06/10- | | | | | | | |
| Dieselmotor Y 13 DT | 1248 | 4 | 51 kW (70 PS) | COMBO 1.3 CDTI 16V, MERIVA 1.3 CDTI | 10/04- | 69,600 | 2,00 1,50 2,00 | 910 NIT S 911 P 947 EX NIT |  | 120 020 0056 00 | 1 | STD 0,40 0,60 |
| Dieselmotor Z 13 DT | 1248 | 4 | 51 kW (70 PS) | AGILA (A) 1.3 CDTI, COMBO 1.3 CDTI 16V, CORSA C 1.3 CDTI, MERIVA 1.3 CDTI, TIGRA 1.3 CDTI, VITA C 1.3 CDTI | 06/03- | | | | | 20 23 | | |
| Dieselmotor Z 13 DTH | 1248 | 4 | 66 kW (90 PS) | ASTRA H 1.3 CDTI, CORSA D 1.3 CDTI | 04/05- | | | | | | | |
| Dieselmotor Z 13 DTJ | 1248 | 4 | 55 kW (75 PS) | AGILA (B) 1.3 CDTI, COMBO 1.3 CDTI 16V, CORSA D 1.3 CDTI, MERIVA 1.3 CDTI | 09/03 | | | | | | | |
| Dieselmotor D13A | 1248 | 4 | 55 kW (75 PS) | AGILA (B) 1.3 CDTI | 04/08- | 69,600 | 2,00 1,50 2,00 | 910 NIT S 911 P 947 EX NIT |  | 120 035 0057 00 | 1 | STD 0,40 0,60 |
| Motor A 14 FP | 1368 | 4 | 70 kW (95 PS) | COMBO (X12) 1.4 | 02/12- | 72,000 | 1,00 1,20 2,00 | 910 IF NIT S 931 P 777 NIT S |  | 120 020 0055 00 | 1 | STD 0,40 |
| Motor A 14 FC | 1368 | 4 | 88 kW (120 PS) | COMBO Kasten/Kombi (X12) 1.4 | 02/12- | 72,000 | 1,20 1,20 2,00 | 910 CKS 931 P 947 EX CR |  | 120 020 0012 00 | 1 | STD |
| Motor A 14 FC | 1368 | 4 | 88 kW (120 PS) | COMBO Kasten/Kombi (X12) 1.4 CNG | 02/12- | | | | | | | |
| Motor A 14 FC | 1368 | 4 | 88 kW (120 PS) | COMBO Tour (X12) 1.4 | 02/12- | | | | | | | |
| Motor A 14 FC | 1368 | 4 | 88 kW (120 PS) | COMBO Tour (X12) 1.4 CNG | 02/12- | | | | | | | |
| Motor 12 NZ | 1196 | 4 | 33 kW (45 PS) | Corsa, Combo 1.2i | 89-01 | 72,000 | 1,50 1,50 3,00 | 910 IF CR S 931 FE 777 CR S |  | 120 035 0001 00 | 1 | STD 0,50 1,00 |
| Motor C 12 NZ | | | | | | | | | | 21 29 | | |
| Motor X 12 SZ | | | | | | | | | | | | |
| Motor 10 N | 993 | 4 | 29 - 35 kW | Kadett, Corsa 1.0 | 62-84 | 72,000 | 2,00 2,00 5,00 | 910 CR S 911 P 777 CR S |  | 120 035 0002 00 | 1 | STD 0,50 1,00 |
| Motor 10 S | | | 40 - 48 PS | | | | | | | 21 29 | | |



OPEL

Globally reliable

| | ccm | | | | | | | | | | | |
|-----------------------|------|---|------------------------|----------------------------------|--------|--------|----------------------|------------------------------------|--|-----------------|---|--------------|
| Motor A14NEL | 1364 | 4 | 88 kW (120 PS) | ASTRA GTC J 1.4 | 10/11- | 72,500 | 1,20 1,20 2,00 | 910 IF NIT S 931 P 777 NIT S | | 120 035 0008 00 | 1 | STD |
| Motor A14NEL | 1364 | 4 | 88 kW (120 PS) | ASTRA J 1.4 Turbo | 10/10- | | | | | | | |
| Motor A14NEL | 1364 | 4 | 88 kW (120 PS) | ASTRA J Sports Tourer 1.4 Turbo | 10/10- | | | | | | | |
| Motor A14NEL | 1364 | 4 | 88 kW (120 PS) | ASTRA J Stufenheck 1.4 Turbo | 06/12- | | | | | | | |
| Motor A14NEL | 1364 | 4 | 88 kW (120 PS) | CASCADA (W13) 1.4 | 03/13- | | | | | | | |
| Motor A14NEL | 1364 | 4 | 88 kW (120 PS) | CORSA D 1.4 | 09/14- | | | | | | | |
| Motor A14NEL / B14NEL | 1364 | 4 | 88 kW (120 PS) | MERIVA B 1.4 | 06/10- | | | | | | | |
| Motor A14NEL / B14NEL | 1364 | 4 | 88 kW (120 PS) | MERIVA B 1.4 LPG | 06/11- | | | | | | | |
| Motor A14NEL / B14NEL | 1364 | 4 | 88 kW (120 PS) | ZAFIRA TOURER C (P12) 1.4 | 10/11- | | | | | | | |
| Motor A14NET | 1364 | 4 | 103 kW (140 PS) | ASTRA GTC J 1.4 | 10/11- | | | | | | | |
| Motor A14NET | 1364 | 4 | 103 kW (140 PS) | ASTRA J 1.4 LPG | 01/12- | | | | | | | |
| Motor A14NET | 1364 | 4 | 103 kW (140 PS) | ASTRA J 1.4 Turbo | 12/09- | | | | | | | |
| Motor A14NET | 1364 | 4 | 103 kW (140 PS) | ASTRA J Sports Tourer 1.4 LPG | 01/12- | | | | | | | |
| Motor A14NET | 1364 | 4 | 103 kW (140 PS) | ASTRA J Sports Tourer 1.4 Turbo | 10/10- | | | | | | | |
| Motor A14NET | 1364 | 4 | 103 kW (140 PS) | ASTRA J Stufenheck 1.4 LPG | 07/14- | | | | | | | |
| Motor A14NET | 1364 | 4 | 103 kW (140 PS) | ASTRA J Stufenheck 1.4 Turbo | 06/12- | | | | | | | |
| Motor A14NET | 1364 | 4 | 103 kW (140 PS) | CASCADA (W13) 1.4 Turbo | 03/13- | | | | | | | |
| Motor A14NET | 1364 | 4 | 103 kW (140 PS) | INSIGNIA 1.4 | 04/11- | | | | | | | |
| Motor A14NET | 1364 | 4 | 103 kW (140 PS) | INSIGNIA 1.4 LPG | 07/12- | | | | | | | |
| Motor A14NET | 1364 | 4 | 103 kW (140 PS) | INSIGNIA Sports Tourer 1.4 | 09/11- | | | | | | | |
| Motor A14NET | 1364 | 4 | 103 kW (140 PS) | INSIGNIA Sports Tourer 1.4 LPG | 07/12- | | | | | | | |
| Motor A14NET | 1364 | 4 | 103 kW (140 PS) | INSIGNIA Stufenheck 1.4 | 04/11- | | | | | | | |
| Motor A14NET | 1364 | 4 | 103 kW (140 PS) | INSIGNIA Stufenheck 1.4 LPG | 07/12- | | | | | | | |
| Motor A14NET | 1364 | 4 | 103 kW (140 PS) | MOKKA 1.4, 4x4, LPG | 06/12- | | | | | | | |
| Motor A14NET / B14NET | 1364 | 4 | 103 kW (140 PS) | MERIVA B 1.4 | 06/10- | | | | | | | |
| Motor A14NET / B14NET | 1364 | 4 | 103 kW (140 PS) | ZAFIRA TOURER C (P12) 1.4 | 10/11- | | | | | | | |
| Motor A14NET / B14NET | 1364 | 4 | 103 kW (140 PS) | ZAFIRA TOURER C (P12) 1.4 LPG | 10/11- | | | | | | | |
| Motor B14NEJ | 1364 | 4 | 74 kW (101 PS) | CORSA E 1.4 Turbo | 09/14- | | | | | | | |
| Motor X 10 XE | 973 | 3 | 40 kW (54 PS) | Agila, Corsa 1.0 i | 97- | 72,500 | 1,20 1,50 2,00 | 910 IF NIT S 931 P 777 NIT S | | 120 035 0042 00 | 1 | STD |
| Motor Z 10 XE | | | | | | | | | | 21 | | 0,50 |
| Motor X 12 XE | 1199 | 4 | 48 - 55 kW (6 - 75 PS) | Astra, Agila, Corsa 1.2 16V | 98- | | | | | | | |
| Motor Z 12 XE | | | | | | | | | | | | |
| Motor K10B | 996 | 3 | 48 kW (65 PS) | AGILA (B) 1.0, AGILA (B) 1.0 LPG | 04/08- | 73,000 | 1,00 1,20 2,00 | 910 IF NIT S 931 P 777 NIT S | | 121 094 0034 00 | 3 | STD |
| | | | | | | | | | | 15 21 | | 0,25 0,50 |
| Motor K12B | 1242 | 4 | 63 kW (86 PS) | AGILA (B) 1.2, AGILA (B) 1.2 LPG | 04/08- | 73,000 | 1,00 1,20 2,00 | 910 IF NIT S 931 P 777 NIT S | | 121 094 0035 00 | 4 | STD |
| | | | | | | | | | | 15 21 | | 0,25 0,50 |






































|  | ccm |  |  |  |  |  |  |  |  |  |  | |
|---|------|---|---|---|---|--|---|---|---|---|---|-------------------------------------|
| Motor A 10 XEP | 998 | 3 | 44 kW - 48 kW (60 - 65 PS) | CORSA D 1.0 | 07/06- | 73,400 | 1,20 1,20 2,00 | 910 NIT S 931 P 777 NIT S |  | 120 035 0017 00 21 | 1 | STD 0,50 |
| Motor A 12 XEL | 1229 | 4 | 51 kW (69 PS) | CORSA D 1.2 | 06/10- | | | |  | | | |
| Motor A 12 XER | 1229 | 4 | 63 kW (86 PS) | CORSA D 1.2 | 06/10- | | | |  | | | |
| Motor A 14 XEL | 1398 | 4 | 64 kW (87 PS) | ASTRA J 1.4 | 12/09- | | | |  | | | |
| Motor A 14 XEL | 1398 | 3 | 64 kW (87 PS) | CORSA D 1.4 | 09/09- | | | |  | | | |
| Motor A 14 XEL B 14 XEL | 1398 | 4 | 64 kW (87 PS) | ADAM 1.4 | 10/12- | | | |  | | | |
| Motor A 14 XER | 1398 | 4 | 74 kW (100 PS) | ASTRA J 1.4, ASTRA GTC J 1.4 | 12/09- | | | |  | | | |
| Motor A 14 XER | 1398 | 4 | 74 kW (100 PS) | CORSA D 1.4 | 06/10- | | | |  | | | |
| Motor A 14 XER, B 14 XER | 1398 | 4 | 74 kW (101 PS) | ADAM 1.4 | 10/12- | | | |  | | | |
| Motor A 14 XER, B 14 XER | 1398 | 4 | 74 kW (100 PS) | MERIVA B 1.4 | 06/10- | | | |  | | | |
| Motor A 14 XFL | 1398 | 4 | 111 kW (151 PS) | AMPERA EV 150 | 11/11- | | | |  | | | |
| Motor B 12 XEL | 1229 | 4 | 51 kW (69 PS) | CORSA E 1.2 | 09/14- | | | |  | | | |
| Motor B 14 XEJ | 1398 | 4 | 55 kW (75 PS) | CORSA E 1.4 | 09/14- | | | |  | | | |
| Motor B 14 XEL | 1398 | 4 | 66 kW (90 PS) | CORSA E 1.4 | 09/14- | | | |  | | | |
| Motor Z 10 XEP | 1000 | 3 | 44 kW (60 PS) | Agila, Corsa | 2003 - | 73,400 | 1,20 1,20 2,00 | 910 NIT S IF 931 P 777 NIT S |  | 120 035 0050 00 21 | 1 | STD 0,50 |
| Motor Z 12 XEP | 1199 | 4 | 56 kW 75 PS | Agial, Astra, Corsa 1.2 i | 04 - | | | |  | | | |
| Motor Z 14 XEP | 1364 | 4 | 66 kW 90 PS | Astra, Corsa, Meriva | 01 - | | | |  | | | |
| Motor B 10 XFL | 999 | 3 | 66 kW - 77 kW (90-105 PS) | ADAM 1.0, ASTRA K 1.0, ASTRA K Sports Tourer 1.0, CORSA E 1.0 | 07/14 | 74,000 | 1,20 1,20 2,00 | 910 S PVD 931 NIT P 777 NIT S |  | 120 035 0066 00 21 | 1 | STD 0,50 |
| Motor B 10 XFT | 999 | 3 | 85 kW (115 PS) | ADAM 1.0, CORSA E 1.0 | 07/14- | | | |  | | | |
| Motor B 14 XFT | 1399 | 4 | 110 kW - 112 kW (150-152 PS) | MOKKA / MOKKA X 1.4 4x4, ASTRA K 1.4 Turbo, ASTRA K Sports Tourer 1.4 Turbo | 06/15- | | | |  | | | |
| Motor C 1.3 N, 1.3 S | 1297 | 4 | 44 - 55 kW (60 - 75 PS) | Corsa, Kadett 1.3 | 86-90 | 75,000 | 1,50 1,50 4,00 | 910 IF CR S 911 FE 777 CR S |  | 120 035 0025 00 21 29 | 1 | STD 0,50 1,00 |
| Motor 13 N, 13 NB, 13 S, 13 SB, C 13 N | 1297 | 4 | 44-55 kW (60-75 PS) | Kadett, Ascona, Manta, Corsa 1.5 S | 79 - | 75,000 | 1,75 2,00 4,00 | 910 IF CR S 931 FE 777 CR S |  | 120 035 0010 00 21 29 | 1 | STD 0,50 1,00 |
| Motor 1.1 S 1.1 N | 1078 | 4 | 44 kW (60 PS) | Kadett | 65-71 | 75,000 | 2,00 2,00 5,00 | 910 IF CR S 931 FE 777 CR S |  | 120 035 0004 00 21 | 1 | STD 0,50 |
| Dieselmotor Isuzu 4EC1 4EC1T X 15 DT | 1488 | 4 | 37 kW (50 PS) | Corsa, Kadett 1.5 D + 1.5 TD | 88- | 76,000 | 2,00 1,50 3,00 | 910 IF CR S 911 FE 947 EX CR |  | 120 035 0003 00 21 29 | 1 | STD 0,50 1,00 |
| Motor Daewoo NP960, DG 76 | 1498 | 4 | 51 - 66 kW 70 - 90 PS | Kadett, Daewoo Cielo, Lanos, Espero, Nubira, Nexia, LeMans, Racer 1.5i | 90 - | 76,500 | 1,50 1,50 3,00 | 910 IF CR S 931 FE 777 CR S |  | 120 035 0043 00 15 21 26 29 | 1 | STD 0,25 0,50 0,75 1,00 |
| Motor Z 14 XE | 1389 | 4 | 66 kW (90 PS) | Astra, Corsa | 99 - | 77,600 | 1,20 1,50 2,00 | 910 NIT S 931 P 777 NIT S |  | 120 035 0051 00 | 1 | STD |
| Motor 1.4 NV, 1.4 NVH, C 1.4 NZ, C 1.4 SE, C 1.4 SEL, X 1.4 XE, X 1.4 NZ, X 1.4 SZ | 1389 | 4 | 44 - 66 kW (60 - 90 PS) | Astra, Combo, Corsa, Kadett, Tigra 1.4 | 91 - 01 | 77,600 | 1,50 1,50 3,00 | 910 IF CR S 931 P 777 CR S |  | 120 035 0023 00 21 | 1 | STD 0,50 |
| Motor 1.2 S | 1196 | 4 | 40,5 kW (55 PS) | Kadett | 83-85 | 77,800 | 1,50 1,50 4,00 | 910 CR S 911 FE 777 CR S |  | 120 035 0029 00 21 | 1 | STD 0,50 |
| Motor 12 ST | 1196 | 4 | 40-44 kW (55-60 PS) | Corsa, Kadett | 85 - | 77,800 | 1,75 2,00 4,00 | 910 CR S 931 FE 777 CR S |  | 120 035 0036 00 21 | 1 | STD 0,50 |



OPEL

Globally reliable

| | ccm | | | | | | | | | | |
|---|------|---|---------------------------|---|------------------|--------|----------------------|-------------------------------------|--|-----------------------------|--------------------------|
| Motor A 16 LEL, Z 16 LEL | 1598 | 4 | 110 kW (150 PS) | CORSA D 1.6 Turbo | 02/07- | 79,000 | 1,20 1,20 2,00 | 910 NIT S 931 P 777 NIT S | | 120 035 0009 00 21 | 1 STD 0,50 |
| Motor A 16 LER, B 16 LER, Z 16 LER | 1598 | 4 | 141 kW (192 PS) | CORSA D 1.6 Turbo | 02/07- | | | | | | |
| Motor A 16 LES | 1598 | 4 | 155 kW (211 PS) | CORSA D 1.6 Turbo | 06/11- | | | | | | |
| Motor A 16 LET | 1598 | 4 | 132 kW (180 PS) | ASTRA J Stufenheck 1.6 Turbo, ASTRA J Sports Tourer 1.6 Turbo, ASTRA J 1.6 Turbo, ASTRA GTC J 1.6 | 10/11- | | | | | | |
| Motor A 16 LET | 1598 | 4 | 132 kW (180 PS) | INSIGNIA 1.6 Turbo | 01/09- | | | | | | |
| Motor A 16 XNT, B 16 XNT | 1598 | 4 | 110 kW (150 PS) | ZAFIRA TOURER C (P12) 1.6 CNG | 10/11- | | | | | | |
| Motor A 16 XNT, Z 16 XNT | 1598 | 4 | 110 kW (150 PS) | ZAFIRA B (A05) 1.6 CNG Turbo | 02/09- | | | | | | |
| Motor B 16 LES | 1598 | 4 | 152 kW (207 PS) | CORSA E 1.6 Turbo | 03/15- | | | | | | |
| Motor Z 16 LET | 1598 | 4 | 132 kW (180 PS) | ASTRA H TwinTop (L67) 1.6 Turbo, ASTRA H GTC (L08) 1.6 Turbo, ASTRA H Caravan (L35) 1.6 Turbo, ASTRA H (L48) 1.6 Turbo | 02/07- | | | | | | |
| Motor Z 16 LET | 1598 | 4 | 132 kW (180 PS) | MERIVA 1.6 Turbo | 09/05 - 05/10 | | | | | | |
| Motor A 16 SHT | 1598 | 4 | 147 kW (200 PS) | CASCADA (W13) 1.6 | 11/13- | 79,000 | 1,20 1,20 2,00 | 910 NIT S PVD 931 P 777 NIT S | | 120 035 0014 00 21 | 1 STD 0,50 |
| Motor A 16 SHT | 1598 | 4 | 147 kW (200 PS) | ZAFIRA TOURER C (P12) 1.6 SIDI | 07/13- | | | | | | |
| Motor A 16 SHT, B 16 SHT | 1598 | 4 | 147 kW (200 PS) | ASTRA GTC J 1.6 SIDI | 07/13- | | | | | | |
| Motor A 16 SHT, B 16 SHT | 1598 | 4 | 147 kW (200 PS) | ASTRA GTC J 1.6 SIDI | 07/13- | | | | | | |
| Motor A 16 XHT | 1598 | 4 | 125 kW (170 PS) | CASCADA (W13) 1.6 SIDI | 03/13- | | | | | | |
| Motor A 16 XHT | 1598 | 4 | 125 kW (170 PS) | ZAFIRA TOURER C (P12) 1.6 SIDI | 12/12- | | | | | | |
| Motor A 16 XHT, B 16 SHL | 1598 | 4 | 125 kW (170 PS) | ASTRA J 1.6 SIDI | 12/12- | | | | | | |
| Motor B 16 SHT | 1598 | 4 | 147 kW (200 PS) | ASTRA K 1.6 Turbo | 11/15- | | | | | | |
| Motor B 16 SHT | 1598 | 4 | 147 kW (200 PS) | ASTRA K Sports Tourer 1.6 Turbo | 11/15- | | | | | | |
| Motor A 16 XER | 1598 | 4 | 85 kW (116 PS) | INSIGNIA 1.6 | 07/08- | 79,000 | 1,20 1,20 2,00 | 910 NIT S 931 P 777 NIT S | | 120 035 0018 00 21 | 1 STD 0,50 |
| Motor A 16 XER, B 16 XER | 1598 | 4 | 85 kW (116 PS) | MOKKA 1.6 | 06/12- | | | | | | |
| Motor A 16 XER, Z 16 XER | 1598 | 4 | 85 kW (116 PS) | ASTRA H 1.6 | 12/06- | | | | | | |
| Motor A 16 XER, Z 16 XER | 1598 | 4 | 85 kW (115 PS) | ZAFIRA B 1.6 | 01/08- | | | | | | |
| Motor A 16 XER, B 16 XER | 1598 | 4 | 85 kW (115 PS) | ASTRA J 1.6 | 12/09- | | | | | | |
| Motor Z 16 XE1, Z 16 XEP | 1598 | 4 | 77 kW (105 PS) | ASTRA H 1.6 | 02/04-10/10 | 79,000 | 1,20 1,20 2,00 | 910 NIT S 931 P 777 NIT S | | 120 035 0065 00 21 29 | 1 STD 0,50 1,00 |
| Motor Z 16 XE1, Z 16 XEP | 1598 | 4 | 77 kW (105 PS) | ZAFIRA B 1.6 | 07/05- | | | | | | |
| Motor Z 16 XEP | 1598 | 4 | 77 kW (105 PS) | ASTRA G 1.6, ZAFIRA A 1.6 | 03/00-10/10 | | | | | | |
| Motor Z 16 XEP | 1598 | 4 | 77 kW (105 PS) | MERIVA 1.6 | 01/06-05/10 | | | | | | |
| Motor Z 16 XEP | 1598 | 4 | 77 kW (105 PS) | VECTRA C 1.6 | 01/06- | | | | | | |
| Motor 1.6 LZ, 1.6 SE, 1.6 SV, 1.6 SZ, 1.6 SV, C 1.6NZ, E 1.6 NZ, X 1.6 NZ, X 1.6 SZ, X 1.6SZR | 1598 | 4 | 55 - 74 kW 75 - 101 PS | Ascona, Kadett, Astra, Corsa, Vectra 1.6 | 87- | 79,000 | 1,20 1,50 3,00 | 910 CR S 931 P 777 CR S | | 120 035 0035 00 21 29 | 1 STD 0,50 1,00 |
| Motor X 16 XEL16V, X 16 XE-4V, X 16 XE | 1598 | 4 | 74/78 kW (101/106 PS) | Corsa, Tigra, Astra, Vectra | 94- | 79,000 | 1,20 1,50 2,50 | 910 CR S 931 P 777 CR S | | 120 035 0046 00 21 29 | 1 STD 0,50 1,00 |
















|  |  |  |  |  |  |  |  |  |  |  |  | |
|---|---|---|---|---|---|--|---|---|---|---|---|---------------------|
| Motor X 1.6 XE, XEL Y 1.6 XE | 1598 | 4 | 52-74 kW (71-101 PS) | Astra, Vectra, Corsa, Tigra, Zafira, Meriva, Combo Tour | 94 - | 79,000 | 1,20 1,50 2,00 | 910 CR S 931 P 777 NIT S |  | 120 035 0052 00 21 29 | 1 | STD 0,50 1,00 |
| Motor Z 16 YNG | 1598 | 4 | 71 kW 101 PS | Zafira CNG | 03 - | 79,000 | 1,50 1,50 2,50 | 910 CR S 931 FE 777 CR S |  | 120 035 0061 00 | 1 | STD |
| Dieselmotor Y 17 DT | 1686 | 4 | 55 kW (75 PS) | Meriva 1.7 DTi, Corsa C 1.7 DTi, Astra G 1.7 DTi | 02/00- | 79,000 | 2,00 1,50 3,00 | 910 CR S 931 P 947 EX CR |  | 120 035 0037 00 21 29 | 1 | STD 0,50 1,00 |
| Dieselmotor Z 17 DTH | 1686 | 4 | 74 kW (101 PS) | Astra H 1.7 CDTi, Corsa C 1.7 CDTi, Meriva A 1.7 CDTi | 06/03- | | | |  | | | |
| Dieselmotor Z 17 DTL | 1686 | 4 | 59 kW (80 PS) | Astra H 1.7 CDTi, Astra G 1.7 CDTi | 04/03- | | | |  | | | |
| Dieselmotor A17DT, A17DTC, A17DTS | 1686 | 4 | 74 - 96 kW (100 - 131 PS) | Meriva B 1.7 CDTi | 06/10- | 79,000 | 2,00 2,00 | 913 CKS 911 CR P |  | 120 035 0005 00 | 1 | STD |
| Dieselmotor A17DTC, A17DTE, A17DTJ, A17DTF, A17DTS, A17DTL, A17DTR | 1686 | 4 | 74 - 96 kW (101 - 131 PS) | Astra J, Astra J GTC 1.7 CDTi | 12/09- | | | 947 EX NIT S |  | | | |
| Dieselmotor A17DTJ, Z17DTR, A17DTR | 1686 | 4 | 81 - 92 kW (110 - 125 PS) | Astra H, Astra H GTC 1.7 CDTi | 02/07- | | | |  | | | |
| Dieselmotor Z17DT, Z17DTR | 1686 | 4 | 74 - 92 kW (100 - 125 PS) | Meriva A 1.7 CDTi | 09/03-05/10 | | | |  | | | |
| Dieselmotor Z17DTJ, A17DTJ, A17DTR | 1686 | 4 | 81 - 92 kW (110 - 125 PS) | Zafira B 1.7 CDTi | 01/08- | | | |  | | | |
| Dieselmotor Z17DTR, A17DTS | 1686 | 4 | 92 - 96 kW (125 - 130 PS) | Corsa D 1.7 CDTi | 07/06- | | | |  | | | |
| Motor 1.2 NV, 1.2 N, 1.2 S, E 1.2 GV | 1196 | 4 | 38 - 44 kW 52 - 60 PS | Ascona, Kadett, Manta, Corsa 1.2 | 73- | 79,000 | 2,00 2,00 5,00 | 910 CR S 911 P 777 CR S |  | 120 035 0006 00 21 29 | 1 | STD 0,50 1,00 |
| Dieselmotor A 16 FDH | 1598 | 4 | 74 kW (101 PS) | COMBO 1.6 CDTi | 02/12- | 79,500 | 1,50 1,50 | 910 CKS 931 P |  | 120 020 0047 00 20 | 1 | STD 0,40 |
| Dieselmotor A 16 FDL | 1598 | 4 | 66 kW (90 PS) | COMBO 1.6 CDTi | 02/12- | | | 947 EX NIT S |  | | | |
| Dieselmotor B 16 DTC | 1598 | 4 | 70 kW (95 PS) | MERIVA B 1.6 CDTi | 01/14- | 79,700 | 1,50 1,50 | 910 CDS P 911 IF U P |  | 120 350 0067 00 21 | 1 | STD 0,50 |
| Dieselmotor B 16 DTE | 1598 | 4 | 70 kW - 81 kW (95-110 PS) | ASTRA K 1.6 CDTi, ASTRA K Sports Tourer 1.6 CDTi | 06/15- | | | 947 EX CKS |  | | | |
| Dieselmotor B 16 DTE, D 16 DTE | 1598 | 4 | 81 kW (110 PS) | INSIGNIA B Sports Tourer 1.6 CDTi, INSIGNIA B Grand Sport 1.6 CDTi, MERIVA B 1.6 CDTi | 03/14- | | | |  | | | |
| Dieselmotor B 16 DTH | 1598 | 4 | 100 kW (136 PS) | ASTRA J 1.6 CDTi, MOKKA / MOKKA X 1.6 CDTi, INSIGNIA A 1.6 CDTi, INSIGNIA A Sports Tourer 1.6 CDTi, MERIVA B 1.6 CDTi | 08/13- | | | |  | | | |
| Dieselmotor B 16 DTH | 1598 | 4 | 81 kW - 100 kW (110-136 PS) | ASTRA K 1.6 CDTi, ASTRA K Sports Tourer 1.6 CDTi | 06/15- | | | |  | | | |
| Dieselmotor B 16 DTH | 1598 | 4 | 100 kW (136 PS) | ZAFIRA TOURER C 1.6 CDTi | 02/13- | | | |  | | | |
| Dieselmotor B 16 DTH, D 16 DTH | 1598 | 4 | 100 kW (136 PS) | INSIGNIA B Grand Sport 1.6 CDTi, INSIGNIA B Sports Tourer 1.6 CDTi | 03/17- | | | |  | | | |
| Dieselmotor B 16 DTJ | 1598 | 4 | 88 kW (120 PS) | INSIGNIA A 1.6 CDTi, INSIGNIA A Sports Tourer 1.6 CDTi, INSIGNIA A Country Tourer 1.6 CDTi, ZAFIRA TOURER C 1.6 CDTi | 07/14- | | | |  | | | |
| Dieselmotor B 16 DTL | 1598 | 4 | 81 kW (110 PS) | ASTRA J 1.6 CDTi | 02/14- | | | |  | | | |
| Dieselmotor B 16 DTN, B 16 DTL | 1598 | 4 | 81 kW (110 PS) | MERIVA B 1.6 CDTi | 03/14- | | | |  | | | |
| Dieselmotor B 16 DTR | 1598 | 4 | 118 kW (160 PS) | ASTRA K 1.6 CDTi, ASTRA K Sports Tourer 1.6 CDTi | 11/15- | | | |  | | | |
| Dieselmotor B 16 DTU | 1598 | 4 | 81 kW (110 PS) | MOKKA / MOKKA X 1.6 CDTi | 06/15 | | | | | | | |
| Motor 1.6 N 1.6 S | 1598 | 4 | 55 - 66 kW (75 - 90 PS) | Ascona, Kadett 1.6 | 81-95 | 80,000 | 1,50 1,75 4,00 | 910 IF CR S 911 FE 777 CR S | | 120 035 0026 00 21 29 | 1 | STD 0,50 1,00 |
| Dieselmotor R9M.408 | 1598 | 4 | 66 kW - 85 kW (90 - 116 PS) | VIVARO 1.6 CDTi | 06/14- | 80,000 | 2,00 1,75 | 913 PVD 911 IF U | | 120 038 0023 00 21 | 1 | STD 0,50 |
| Dieselmotor R9M.450 | 1598 | 4 | 85 kW - 107 kW (116 - 145 PS) | VIVARO 1.6 CDTi | 06/14- | | | 947 EX NIT S | | | | |



OPEL

Globally reliable

| | ccm | | | | | | | | | | | |
|--|------|---|------------------------------|---|---------|--------|----------------------|---|--|---|---|-------------------------------------|
| Dieselmotor 1.6 D + 1.6 DA | 1598 | 4 | 40/40,5 kW (54/55 PS) | Ascona, Kadett 1.6 D | 82-89 | 80,000 | 2,00 2,00 3,00 | 910 CR S 911 FE 947 EX CR | | 120 035 0027 00 21 26 29 | 1 | STD 0,50 0,75 1,00 |
| Dieselmotor X 25 TD | 2497 | 6 | 96 kW (130 PS) | Omega TD | 93-04 | 80,000 | 3,00 1,75 3,00 | 914 CR 911 IF U P 947 EX CR | | 120 007 0001 00 | 1 | STD |
| Motor X 18 XE-1 Z 1.8 XE Z 1.8 XEL | 1796 | 4 | 85 - 92 kW (115 - 125 PS) | Astra, Vectra, Zafira, Corsa, Meriva. Signum, Tigra 1.8 16V | 00 - | 80,500 | 1,20 1,20 2,00 | 910 NIT S IF 931 P 777 NIT S | | 120 035 0044 00 15 21 26 29 | 1 | STD 0,25 0,50 0,75 1,00 |
| Motor C 18 XE, C 18 XEL X 18 XE | 1796 | 4 | 85 - 92 kW 115 - 125 PS | Vectra, Calibra, Astra 1.8 | 93 - 01 | 81,600 | 1,50 1,50 3,00 | 910 IF CR S 931 FE 777 CR S | | 120 035 0038 00 21 | 1 | STD 0,50 |
| Motor C 25 XE, X 25 XE | 2498 | 6 | 125 kW 170 PS | Calibra, Omega, Vectra 2.5 i | 93 - 00 | | | | | | | |
| Dieselmotor Z 19 DT + DTH Z 19 DTJ + DTL | 1910 | 4 | 88 - 110 kW 120 - 150 PS | Astra, Signum, Vectra, Zafira 1.9 CDTI | 04 - | 82,000 | 2,00 2,00 2,00 | 910 CR S 911 FE 947 EX NIT S | | 120 035 0062 00 | 1 | STD |
| Dieselmotor 1.7 DR, 1.7 YD X 1.7 DTL | 1699 | 4 | 42 - 50 kW (57 - 68 PS) | Astra, Combo, Kadett, Vectra 1.7 D | 88-00 | 82,500 | 2,00 2,00 3,00 | 910 CR S 911 FE 947 EX CR | | 120 035 0030 00 21 29 | 1 | STD 0,50 1,00 |
| Motor F4R.720 | 1998 | 4 | 88 kW (120 PS) | VIVARO 2.0 16V | 08/01- | 82,700 | 1,20 1,50 2,00 | 910 NIT S IF 931 P 777 NIT S | | 120 038 0053 00 21 | 1 | STD 0,50 |
| Motor F4R.820 | 1998 | 4 | 86 kW (117 PS) | VIVARO 2.0 ECOTEC | 08/06- | | | | | | | |
| Dieselmotor A20DT | 1956 | 4 | 96 kW (130 PS) | ZAFIRA C (P12) 2.0 CDTI | 10/11- | 83,000 | 1,50 1,50 2,00 | 910 CDS P 931 ES P 947 EX NIT S | | 120 035 0007 00 21 | 1 | STD 0,50 |
| Dieselmotor A20DTE | 1956 | 4 | 88-103 kW (120-140 PS) | INSIGNIA 2.0 CDTI | 03/12- | | | | | | | |
| Dieselmotor A20DTH | 1956 | 4 | 121 kW (165 PS) | ASTRA GTC J 2.0 CDTI | 10/11- | | | | | | | |
| Dieselmotor A20DTH | 1956 | 4 | 118 kW (160 PS) | ASTRA J 2.0 CDTI | 12/09- | | | | | | | |
| Dieselmotor A20DTH | 1956 | 4 | 121 kW (165 PS) | ASTRA J 2.0 CDTI | 06/11- | | | | | | | |
| Dieselmotor A20DTH | 1956 | 4 | 118 kW (160 PS) | ASTRA Sports Tourer (J) 2.0 CDTI | 10/10- | | | | | | | |
| Dieselmotor A20DTH | 1956 | 4 | 121 kW (165 PS) | ASTRA Sports Tourer (J) 2.0 CDTI | 08/11- | | | | | | | |
| Dieselmotor A20DTH | 1956 | 4 | 121 kW (165 PS) | CASCADA (W13) 2.0 CDTI | 03/13- | | | | | | | |
| Dieselmotor A20DTH | 1956 | 4 | 118-120 kW (160-163 PS) | INSIGNIA 2.0 CDTI 4x4 | 07/08- | | | | | | | |
| Dieselmotor A20DTH | 1956 | 4 | 118 kW (160 PS) | ZAFIRA C (P12) 2.0 CDTI | 10/11- | | | | | | | |
| Dieselmotor A20DTH | 1956 | 4 | 121 kW (165 PS) | ZAFIRA C (P12) 2.0 CDTI | 10/11- | | | | | | | |
| Dieselmotor A20DTJ, A20DT | 1956 | 4 | 96 kW (130 PS) | INSIGNIA 2.0 CDTI | 07/08- | | | | | | | |
| Dieselmotor A20DTL | 1956 | 4 | 81 kW (110 PS) | ZAFIRA C (P12) 2.0 CDTI | 10/11- | | | | | | | |
| Dieselmotor A20DTL, A20DTC | 1956 | 4 | 81 kW (110 PS) | INSIGNIA 2.0 CDTI | 07/08- | | | | | | | |
| Dieselmotor A20DTR | 1956 | 4 | 143 kW (194 PS) | ASTRA GTC J 2.0 BiTurbo CDTI | 10/12- | | | | | | | |
| Dieselmotor A20DTR | 1956 | 4 | 143 kW (194 PS) | ASTRA J 2.0 BiTurbo CDTI | 12/12- | | | | | | | |
| Dieselmotor A20DTR | 1956 | 4 | 143 kW (194 PS) | ASTRA Sports Tourer (J) 2.0 BiTurbo CDTI | 12/12- | | | | | | | |
| Dieselmotor A20DTR | 1956 | 4 | 143 kW (194 PS) | CASCADA (W13) 2.0 CDTI | 03/13- | | | | | | | |
| Dieselmotor A20DTR | 1956 | 4 | 140-143 kW (190-195 PS) | INSIGNIA 2.0 Biturbo CDTI 4x4 | 07/08- | | | | | | | |
| Dieselmotor A20DTR | 1956 | 4 | 143 kW (194 PS) | ZAFIRA C (P12) 2.0 BiTurbo CDTI | 01/13- | | | | | | | |
| Dieselmotor Z20DTJ, Y20DTJ | 1956 | 4 | 96 kW (130 PS) | ZAFIRA C (P12) 2.0 CDTI | 10/11- | | | | | | | |
| Dieselmotor B 20 DTH, D 20 DTH, LFS | 1956 | 4 | 125 kW (170 PS) | ANTARA 2.0 CDTI, CASCADA 2.0 CDTI, INSIGNIA A 2.0 CDTI, INSIGNIA B Grand Sport 2.0 CDTI, INSIGNIA B Country Tourer 2.0 CDTI, ZAFIRA TOURER C 2.0 CDTI | 11/14- | 83,000 | 1,50 1,50 2,00 | 910 CDS P 911 IF U P 947 EX CKS | | 120 035 0064 00 20 | 1 | STD 0,40 |
| Dieselmotor Z 20 DM | 1991 | 4 | 93 kW (127 PS) | ANTARA 2.0 CDTI | 09/08- | 83,000 | 2,00 2,00 3,00 | 916 NIT S PVD 911 IF P 947 EX NIT S | | 120 035 0063 00 21 | 1 | STD 0,50 |
| Dieselmotor Z 20 DMH | 1991 | 4 | 110 kW (150 PS) | ANTARA 2.0 CDTI | 05/06- | | | | | | | |















|  | ccm |  |  |  |  |  |  |  |  |  |  | |
|---|------|---|---|---|---|---|---|---|---|---|---|---------------------|
| Motor Y 26 SE | 2597 | 6 | 132 kW (180 PS) | Omega | 01 - 04 | 83,200 | 1,20 1,50 3,00 | 910 NIT S 931 P 777 NIT S |  | 120 035 0054 00 | 1 | STD |
| Dieselmotor Y 2.0 DTH | 1998 | 4 | 74 - 80 kW 100 - 109 PS | Astra, Omega, Vectra, Zafira 2.0 DTI | 99 - | 84,000 | 1,75 1,75 3,00 | 910 IF CR S 931 P 947 EX NIT |  | 120 035 0049 00 21 | 1 | STD 0,50 |
| Dieselmotor Y 2.2 DTH X 2.2 DTR | 2171 | 4 | 85 - 92 kW 115 - 125 PS | Astra, Frontera, Omega, Sintra, Zafira 2.2 DTI 16V | 00 - | | | |  | | | |
| Dieselmotor X 20 DTL | 1998 | 4 | 60 kW (82 PS) | Astra, Vectra, Zafira 2.0 16 V | 97- | 84,000 | 2,00 1,75 3,00 | 910 IF CR S 931 FE 947 EX NIT S |  | 120 035 0045 00 21 | 1 | STD 0,50 |
| Dieselmotor X 2.0 DTH | 1998 | 4 | 74 kW (100 PS) | Astra, Vectra, Omega 2.0 DTI 16V | 10/97- | 84,000 | 2,50 1,75 3,00 | 916 CR P 931 P 947 EX NIT S |  | 120 035 0047 00 | 1 | STD |
| Dieselmotor X 2.2 DTH | 2171 | 4 | 85 kW 115 PS | Astra, Frontera, Vectra, Zafira, Omega, Sintra | 98 - 02 | 84,000 | 2,50 1,75 3,00 | 910 CKS 931 FE 947 EX NIT S |  | 120 035 0060 00 | 1 | STD |
| Motor Z 19 DT + DTH Z 19 DTJ + DTL | 1910 | 4 | 74 - 110 kW 101 - 150 PS | Astra 1.9 CDTI, Vectra 1.9 CDTI, Signum 1.9 CDTI, Zafira 1.9 CDTI | 05 - | | | |  | | | |
| Dieselmotor M9R.780 | 1995 | 4 | 84 kW (114 PS) | VIVARO Pritsche/Fahrgestell (E7) 2.0 CDTI | 08/06- | 84,000 | 2,50 2,00 2,00 | 913 CKS 911 IF U 947 EX NIT S |  | 120 038 0057 00 21 | 1 | STD 0,50 |
| Dieselmotor M9R.780, M9R.782, M9R.786 | 1995 | 4 | 66 kW (90 PS) | VIVARO Combi (J7) 2.0 CDTI | 08/06- | | | |  | | | |
| Dieselmotor M9R.780, M9R.782, M9R.786, M9R.630 | 1995 | 4 | 66 kW (90 PS) | VIVARO Kasten (F7) 2.0 CDTI | 08/06- | | | |  | | | |
| Dieselmotor M9R.780, M9R.784, M9R.786, M9R.788, M9R.630, M9R.692 | 1995 | 4 | 84 kW (114 PS) | VIVARO Combi (J7) 2.0 CDTI | 08/06- | | | |  | | | |
| Dieselmotor M9R.780, M9R.784, M9R.786, M9R.788, M9R.692 | 1995 | 4 | 84 kW (114 PS) | VIVARO Kasten (F7) 2.0 CDTI | 08/06- | | | |  | | | |
| Dieselmotor M9R.782 | 1995 | 4 | 66 kW (90 PS) | VIVARO Pritsche/Fahrgestell (E7) 2.0 CDTI | 01/06- | | | |  | | | |
| Motor 1.8 S, 1.8 NZ, 1.8 NV, EC 1.8 NV, S 1.8 NV | 1796 | 4 | 60 - 84,5 kW (82 - 115 PS) | Astra, Ascona, Kadett, Manta, Omega, Vectra 1.8 | 86-95 | 84,800 | 1,50 1,50 3,00 | 910 IF CR S 931 FE 777 CR S |  | 120 035 0031 00 21 29 | 1 | STD 0,50 1,00 |
| Motor C 1.8 NV, 1.8 N, 1.8 NH, 1.8 S | 1796 | 4 | 44 - 70 kW (60 - 95 PS) | Ascona, Astra, Kadett, Manta, Rekord, Vectra | 79 - 86 | 84,800 | 1,50 1,75 4,00 | 910 IF CR S 911 P 777 CR S |  | 120 035 0028 00 21 29 | 1 | STD 0,50 1,00 |
| Dieselmotor M9T.700, M9T.702 | 2298 | 4 | 100 kW (136 PS) | MOVANO B 2.3 CDTI | 05/14- | 85,000 | 2,00 1,75 2,00 | 913 CDS 911 IF U CR 947 EX CKS |  | 120 038 0026 00 21 | 1 | STD 0,50 |
| Dieselmotor M9T.706 | 2298 | 4 | 125 kW (170 PS) | MOVANO B 2.3 CDTI FWD | 11/16- | | | |  | | | |
| Motor 16 N, 16 S | 1584 | 4 | 50 - 55 kW (68-75 PS) | Ascona, Kadett, Manta 1.6 S | 70-82 | 85,000 | 2,00 2,00 5,00 | 910 CR P 911 FE 777 CR S |  | 120 035 0011 00 21 29 | 1 | STD 0,50 1,00 |
| Dieselmotor M9T | 2297 | 4 | 74 - 107 kW 100 - 146 PS | Opel Movano | 06/2010- | 85,000 | 2,50 2,00 2,00 | 913 CR 911 IF U 947 EX NIT S |  | 120 038 0005 00 21 | 1 | STD 0,50 |
| Motor A 20 NFT | 1998 | 4 | 206 kW (280 PS) | ASTRA GTC J 2.0 | 04/12- | 86,000 | 1,20 1,50 2,00 | 910 NIT S 931 P 777 NIT S |  | 120 035 0015 00 21 | 1 | STD 0,50 |
| Motor A 20 NFT | 1998 | 4 | 184 kW (250 PS) | INSIGNIA 2.0 Turbo | 09/11- | | | |  | | | |
| Motor A 20 NHT | 1998 | 4 | 162 kW (220 PS) | INSIGNIA 2.0 Turbo | 08/08- | | | |  | | | |
| Motor LNF, Z 20 NHH | 1998 | 4 | 194 kW (264 PS) | GT Cabriolet 2.0 | 06/07- | | | |  | | | |
| Motor Z 20 LEH | 1998 | 4 | 177 kW (240 PS) | ASTRA H 2.0 Turbo, ASTRA H GTC 2.0 Turbo, ZAFIRA B 2.0 | 03/05- | 86,000 | 1,20 1,50 2,50 | 910 NIT S 931 P 777 NIT S |  | 120 035 0055 00 21 | 1 | STD 0,50 |
| Motor Z 20 LER | 1998 | 4 | 147 kW (200 PS) | ASTRA H 2.0 Turbo, ZAFIRA B 2.0 | 11/02- | | | |  | | | |
| Motor Z 20 LET | 1998 | 4 | 140 kW - 147 kW (190-200 PS) | ASTRA G 2.0 16V Turbo, SPEEDSTER 2.0 Turbo, ZAFIRA A 2.0 OPC | 09/00 | | | |  | | | |
| Motor 20 E, 20 SE, 20 SEH, 20 SER, 20 XE, C 20 LET, C 20 NE, C 20 XE, X 20 XEV | 1998 | 4 | 85 - 110 kW (115 - 150 PS) | Ascona, Astra, Calibra, Kadett, Omega, Vectra | 86- 98 | 86,000 | 1,50 1,50 3,00 | 910 IF CR S 931 P 777 CR S |  | 120 035 0032 00 21 29 | 1 | STD 0,50 1,00 |
| Motor X 30 XE | 2962 | V6 | 155 kW (210 PS) | Omega, Sintra 3.0 i 24 V | 94 - 01 | | | |  | | | |



OPEL

Globally reliable

| | ccm | | | | | | | | | | | |
|--|------|---|------------------------------------|---|------------------|--------|------------------------------|---|--|-----------------------------|---|---------------------|
| Dieselmotor 2.0 | 1998 | 4 | 40,5/43 kW (55/58 PS) | Ascona D, Rekord D | 74-82 | 86,500 | 2,00 2,00 4,00 | 910 CR S 931 FE 947 EX CR | | 120 035 0019 00 21 29 | 1 | STD 0,50 1,00 |
| Motor 25 H, 25 S, 25 CIH | 2490 | 6 | 85 - 96 kW (115 - 131 PS) | Commodore, Senator, Blitz 2.5 S | 67 - 87 | 87,000 | 2,00 2,00 5,00 | 910 CR S 911 IF FE 777 CR S | | 120 035 0012 00 21 29 | 1 | STD 0,50 1,00 |
| Dieselmotor G9T.720 | 2188 | 4 | 66 kW 90 PS | Movano Dti | 00 - | 87,000 | 3,00 1,75 2,50 | 913 CR 931 P 947 EX NIT | | 120 038 0050 00 | 1 | STD |
| Motor Y 3.2 SE | 3175 | 6 | 160 kW (218 PS) | Omega 3.2 | 01 - 03 | 87,500 | 1,20 1,50 2,50 | 910 NIT S 931 P 777 NIT S | | 120 035 0056 00 21 | 1 | STD 0,50 |
| Dieselmotor 6DE1 | 2958 | 6 | 125 - 130 kW 170 - 177 PS | Insignia 2.9 CDTi Vectra Signum | | 87,500 | 2,50 1,50 3,00 | 910 CR P 931 P 947 EX NIT S | | 121 079 0088 00 | 6 | STD |
| Motor 1.7 S/L | 1698 | 4 | 55 kW (75 PS) | Kadett, Rekord | 65-71 | 88,000 | 2,00 2,00 5,00 | 910 CR S 911 FE 948 EX P | | 120 035 0013 00 | 1 | STD |
| Motor 1.7 S/L | 1698 | 4 | 61 kW (83 PS) | Rekord | 72-74 | | | | | | | |
| Dieselmotor 2.1 LD | 2068 | 4 | 44 kW (60 PS) | Rekord D, Blitz D | 72-79 | 88,000 | 2,00 2,00 4,00 | 910 CR S 931 FE 947 EX CR | | 120 035 0020 00 | 1 | STD |
| Dieselmotor | 2100 | 4 | | Rekord, Blitz | | 88,000 | 2,00 2,00 2,00 5,00 | 910 CR S 911 FE 931 FE 948 EX FE | | 120 035 0039 00 21 29 | 1 | STD 0,50 1,00 |
| Motor C 26 NE | 2594 | 6 | 110 kW (150 PS) | Omega A 2.6i, Senator B 2.6i | 09.90 - 03.94 | 88,800 | 1,50 1,50 3,00 | 910 CR S 931 FE 777 CR S | | 120 035 0040 00 21 | 1 | STD 0,50 |
| Dieselmotor G9U.720 | 2463 | 4 | 85 kW (115 PS) | Movano 2.5 DTI | 01 - | 89,000 | 3,00 1,75 2,50 | 913 CR 911 IF U P 947 EX NIT S | | 120 038 0051 00 | 1 | STD |
| Dieselmotor 2.3 D, TD | 2260 | 4 | 46 - 63 kW (63 - 86 PS) | Rekord 2.2 D | 78 - 86 | 92,000 | 2,00 2,00 4,00 | 910 CR S 931 FE 947 EX CR | | 120 035 0024 00 21 29 | 1 | STD 0,50 1,00 |
| Dieselmotor 23 DTR, 2.3 TD, 2.3 YTD | 2260 | 4 | 63 - 74 kW (86 - 100 PS) | Frontera, Omega, Rekord, Senator 2.3 TD | 88-88 | 92,000 | 2,50 2,00 4,00 | 916 CR 931 FE 947 EX CR | | 120 035 0033 00 21 | 1 | STD 0,50 |
| Dieselmotor S8U 758 | 2499 | 4 | 55 / 75 | Arena 2.5 D | | 93,000 | 3,00 2,00 3,00 | 910 CR 931 P 947 EX CR | | 120 035 0058 00 | 1 | STD |
| Dieselmotor 8140.23 S9W 702 | 2799 | 4 | 84 kW 114 PS | Movano 2.8 DTI | 99 - | 94,400 | 3,00 2,00 3,00 | 914 CR 931 P 947 EX CR | | 120 020 0050 00 20 23 | 1 | STD 0,40 0,60 |
| Motor C 2.4 NE | 2410 | 4 | 92 kW (125 PS) | Frontera, Omega | 91-04 | 95,000 | 1,50 1,50 | 910 IF CR S 911 FE | | 120 035 0034 00 21 | 1 | STD 0,50 |
| Motor C 3.0 SE | 2969 | 6 | 150 kW (204 PS) | Omega, Senator | 89- | | 3,00 | 777 CR S | | | | |
| Motor 2.2 E | 2197 | 4 | 85 kW (115 PS) | Monza, Rekord, Senator | 84-87 | 95,000 | 1,75 1,50 3,50 | 910 CR S IF 911 FE 777 CR S | | 120 035 0041 00 21 29 | 1 | STD 0,50 1,00 |
| Motor 2.0 E, 2.0 N, 2.0 S | 1979 | 4 | 66 - 84,5 kW (90 - 115 PS) | Ascona, Manta, Rekord, Kadett, Monza, Senator | 74 - 86 | 95,000 | 2,00 2,00 4,00 | 910 CR S 930 FE 947 EX FE | | 120 035 0022 00 21 29 | 1 | STD 0,50 1,00 |
| Motor 3.0 E, 3.0 NE, C 3.0 LE, C 3.0 NE | 2969 | 6 | 110,5 - 132,5 kW (150 - 180 PS) | Monza, Senator, Omega 3.0 | 78-04 | | | | | | | |
| Motor 2.0 E, 2.0 N, 2.0 S | 1979 | 4 | 72 - 84,5 kW 98 - 115 PS | Ascona, Kadett, Manta, Monza, Rekord, Senator | 75-95 | 95,000 | 2,00 2,00 4,00 | 910 CR S 930 FE 777 CR S | | 120 035 0048 00 21 29 | 1 | STD 0,50 1,00 |
| Motor 3.0 E, 3.0 NE, C 3.0 LE, C 3.0 NE | 2969 | 6 | 110,5 - 132,5 kW (150 - 180 PS) | Monza, Omega, Senator | 78- 04 | | | | | | | |
| Dieselmotor 4 JG 2 T | 3059 | 4 | 85 / 115 | Monterey | | 95,400 | 2,50 2,00 4,00 | 913 P 911 P 947 EX NIT S | | 120 035 0059 00 | 1 | STD |

|  | ccm |  |  |  |  |  |  |  |  |  |  | |
|---|-------|---|---|--|---|--|---|---|---|---|---|-----|
| Dieselmotor 9105, 9107 | 10518 | 6 | 147 kW (200 PS) | 1061, 1062, 1063, 1064, 1070, 1074, 2011, 2080 | | 120,000 | 3,00 3,00 3,00 6,00 | 913 CR 911 FE 931 FE 947 EX CR |  | 120 525 0001 00 | 1 | STD |
| Dieselmotor 9105/11/15/17, 9106, 9107/3 | 10518 | 6 | 147 kW (200 PS) | 1065, 1066, 1080, 1083, 1180, 2022, 2180, 3060, 5031, 5071, 6031, 6035, 6046 | 72- | 120,000 | 3,00 3,00 3,00 6,00 6,00 | 913 CR 911 FE 931 FE 947 EX CR 946 P |  | 120 525 0002 00 | 1 | STD |
| Dieselmotor 9109/1/2/9 | 10518 | 6 | 191,5 kW (260 PS) | 1061, 1063, 1066, 1080, 1083, 1086, 1088, 2080, 2180, 3060, 3088, 3180, 3188 | | | | | | | | |
| Dieselmotor 96 R 11 EX | 11945 | 6 | 265 kW (360 PS) | 1236.38 R, 1236.38 T, Troner | 88- | 130,000 | 3,50 3,00 4,00 | 914 CR 911 IW U CR 947 EX CR |  | 120 525 0003 00 | 1 | STD |



PERKINS

Globally reliable













| | ccm | | | | | | | | | | | |
|--|------|---|--------------------------------------|--|--------|--------|------------------------------|--|--|-----------------------------|---|---------------------|
| Dieselmotor 403 C - 15 403 D -15 | 1496 | 3 | 12 - 30 kW 16 - 41 PS | | 2001- | 84,000 | 2,00 1,50 3,00 | 910 CR S IF 931 P 947 EX NIT S | | 120 036 0031 00 | 1 | STD |
| Dieselmotor 403 D-17 | 1662 | 3 | 26 kW 36 PS | | 2001 - | | | | | | | |
| Dieselmotor 404 C-22 404 D-22 | 2216 | 4 | 27 - 49 kW 37 - 66 PS | | 2001- | | | | | | | |
| Dieselmotor 4.20 N/A | 1993 | 4 | 46 kW (63 PS) | Austin, Rover Maestro, Sherpa Van | 89- | 84,450 | 2,00 1,75 3,00 | 910 CR S 931 FE 947 EX CR | | 120 036 0003 00 21 | 1 | STD 0,50 |
| Dieselmotor 4.20 N/A | 1993 | 4 | 38 kW (52 PS) | Industriemotor | 03/86- | | | | | | | |
| Dieselmotor 4.20 N/A | 1993 | 4 | 46 kW (63 PS) | Rover Maestro, Sherpa Van | 87-89 | | | | | | | |
| Dieselmotor 4.20 T/C | 1993 | 4 | 60 kW (81,5 PS) | Austin | 90- | | | | | | | |
| Dieselmotor 4.20 T/C | 1993 | 4 | 60 kW (81,5 PS) | Rover, Montego | 85-90 | | | | | | | |
| Dieselmotor P 3.144 | 2365 | 3 | 22/26/28 kW (30/35/ 38 PS) | | | 88,900 | 2,38 2,38 3,16 6,33 | 910 IF CR 911 FE 930 FE 947 EX FE | | 120 036 0005 00 | 1 | STD |
| Dieselmotor P 4.192, PA, PB | 3150 | 4 | 29,5/32,5/ 37 kW (40/44,5/ 50 PS) | | | | 6,33 | 946 FE | | | | |
| Dieselmotor P 6.288, PF, PG | 4730 | 6 | 61 kW (83 PS) | Python, Puma, Panther | 37-62 | | 6,33 | | | | | |
| Motor 3.152 | 2500 | 3 | | Stationary engine | | 91,480 | 2,38 2,38 | 910 CR IW 911 IF FE | | 120 036 0025 00 | 1 | STD |
| Motor 4.203 | 3300 | 4 | | Tractor engine | | | 2,38 6,35 | 911 IF FE 947 EX CR | | | | |
| Dieselmotor 3.152, P 3.152 | 2500 | 3 | 33 kW (45 PS) | | | 91,480 | 2,38 2,38 | 911 IF FE 911 IF FE | | 120 036 0004 00 | 1 | STD |
| Dieselmotor 4.203, P 4.203 | 3300 | 4 | 44 kW (60 PS) | | | | 3,16 6,33 | 931 FE 947 FE | | | | |
| Dieselmotor 6.305, P 6.305 | 5000 | 6 | 66 kW (90 PS) | | 60- | | 6,33 | 946 FE | | | | |
| Dieselmotor D 3.152 | 2500 | 3 | 31/33,5/ 35 kW (42/45,5/ 47 PS) | | | | | | | | | |
| Dieselmotor D 4.203 | 3300 | 4 | 40,5 kW (55 PS) | | 62- | | | | | | | |
| Dieselmotor 3.152 | 2500 | 3 | | | | 91,480 | 2,38 2,38 | 910 IW CR 911 IF FE | | 120 036 0006 00 | 1 | STD |
| Dieselmotor 4.203 | 3300 | 4 | | | | | 2,38 6,33 | 911 IF FE 946 EX FE | | | | |
| Dieselmotor 6.305 | 5000 | 6 | 33-66 kW (45-90 PS) | | | | 6,33 | 946 FE | | | | |
| Dieselmotor D/AD 3.152 | 2500 | 3 | | | | 91,480 | 2,38 2,38 2,38 4,74 | 910 IW CR 911 IF FE 911 IF FE 947 EX CR P | | 120 036 0010 00 | 1 | STD |
| Dieselmotor 3.152, P 3.152 | 2500 | 3 | 33 kW (45 PS) | | | 91,480 | 2,38 2,38 | 910 CR IW 911 IF FE | | 120 036 0019 00 | 1 | STD |
| Dieselmotor 4.203, P 4.203 | 3300 | 4 | 44 kW (60 PS) | | | | 3,16 6,33 | 931 FE 947 EX CR | | | | |
| Dieselmotor 6.305, P 6.305 | 5000 | 6 | 66 kW (90 PS) | | 60- | | 6,33 | 946 FE | | | | |
| Dieselmotor D 3.152 | 2500 | 3 | 31/33,5/ 35 kW (42/45,5/ 47 PS) | | | | | | | | | |
| Dieselmotor D 4.203 | 3300 | 4 | 40,5 kW (55 PS) | | 62- | | | | | | | |
| Dieselmotor D/AD 3.152 | 2500 | 3 | | | | 91,480 | 2,38 2,38 4,74 | 910 IW CR 911 IF FE 947 EX CR P | | 120 036 0026 00 | 1 | STD |
| Dieselmotor 4.165 | 2710 | 4 | 37/48 kW (50/65 PS) | CJ, Volkswagen LT 28 D, LT 31 D, LT 35 D | 75- | 92,000 | 2,00 2,50 4,00 | 910 CR S 931 FE 947 EX CR | | 120 036 0020 00 21 29 | 1 | STD 0,50 1,00 |
| Dieselmotor 6.354/V | 5800 | 6 | 71,5/82,5/ 87 kW (97/112/ 118 PS) | | | 98,480 | 2,38 2,38 | 910 IF CR 911 IF P | | 120 036 0007 00 08 | 1 | STD 0,10 |
| Dieselmotor AD 4.236, D 39 C | 3864 | 4 | 57,5/59 kW (78/80 PS) | Volvo | 61- | | 2,38 6,33 | 911 IF P 947 P | | | | |
| Dieselmotor AD 4.236, D 39 C | 3864 | 4 | 57,5/59 kW (78/80 PS) | Volvo | 61- | | 6,33 | 946 P | | | | |
| Dieselmotor 4.212 | 3475 | 4 | 44/47 kW (60/64 PS) | | 69- | 98,480 | 2,38 2,38 | 910 IF CR 911 IF P | | 120 036 0008 00 | 1 | STD |
| Dieselmotor AD 4.236, D 39 C | 3864 | 4 | 48-60 kW (65-80 PS) | Volvo | 61- | | 2,38 6,33 | 911 IF P 947 EX CR | | | | |
| Dieselmotor 6.354/V | 5800 | 6 | 71,5/82,5/ 87 kW (97/112/ 118 PS) | | | 98,480 | 2,38 2,38 | 911 IF P 911 IF P | | 120 036 0009 00 08 | 1 | STD 0,10 |
| Dieselmotor AD 4.236, D 39 C | 3864 | 4 | 57,5/59 kW (78/80 PS) | Volvo | 61- | | 2,38 6,33 | 910 IF P 947 P | | | | |
| Dieselmotor AD 4.236, D 39 C | 3864 | 4 | 57,5/59 kW (78/80 PS) | Volvo | 61- | | 6,33 | 946 P | | | | |

| | ccm | | | | | | | | | | | |
|---|------|---|-----------------------------------|--|----------|---------|--------------------------------------|--|--|-----------------------|---|-------------|
| Dieselmotor 6.354/V | 5800 | 6 | 71,5/82,5/ 87 kW (97/112/ 118 PS) | Volvo | | 98,480 | 2,38 2,38 2,38 6,33 6,33 | 910 IF CR 911 IF P 931 P 947 EX CR 946 P | | 120 036 0015 00 | 1 | STD |
| Dieselmotor AD 4.236, D 39 C | 3864 | 4 | 57,5/59 kW (78/80 PS) | Volvo | 61- | | | | | | | |
| Dieselmotor AD 4.236, D 39 C | 3864 | 4 | 57,5/59 kW (78/80 PS) | Volvo | 61- | | | | | | | |
| Dieselmotor 6.354 | 5794 | 6 | 71/75/82 kW (97/102/ 112 PS) | | 61- | 98,480 | 2,38 2,38 4,74 | 910 IF CR 911 IF FE 947 EX FE | | 120 036 0021 00 | 1 | STD |
| Dieselmotor 6.354.4 | 5794 | 6 | 77/92 kW (105/122 PS) | Traktor 2620 | 75- | | | | | | | |
| Dieselmotor 6.354.4 | 3864 | 4 | 48-60 kW (65-80 PS) | Volvo | 61- | | | | | | | |
| Dieselmotor 6.354.2, 6.354.4 | 5794 | 6 | 84,5/87 kW (115/118 PS) | | 69- | 98,480 | 3,16 2,38 2,38 6,33 6,33 | 910 CR 911 IF FE 911 IF FE 947 EX CR 946 P | | 120 036 0013 00 08 | 1 | STD 0,10 |
| Dieselmotor T 4.236, T 4.38 | 3864 | 4 | 49/58 kW (66/79 PS) | | | 98,480 | 3,16 2,38 4,74 | 916 CR 911 IF FE 947 EX CR | | 120 036 0022 00 08 | 1 | STD 0,10 |
| Dieselmotor 4.40 | 3990 | 4 | | Phaser 90 | | 100,000 | 2,50 2,50 4,00 | 910 CR 911 FE 947 EX CR | | 120 036 0029 00 | 1 | STD |
| Dieselmotor 6.60 | 5985 | 6 | | 1004-4 | | | | | | | | |
| Dieselmotor 1004-4T/TW | 4000 | 4 | | Phaser 110T, 120Ti, 160Ti, 180Ti | | 100,000 | 3,00 2,50 4,00 | 916 CR 911 FE 947 EX CR | | 120 036 0011 00 | 1 | STD |
| Dieselmotor 1006-6T/TW | 6000 | 6 | | | | | | | | | | |
| Dieselmotor T4.40 | | 4 | | Policeman | | 100,000 | 3,50 2,50 4,00 | 916 CR 930 P 947 EX CR IN | | 120 036 0012 00 | 1 | STD |
| Dieselmotor T6.60 | | 6 | | | | | | | | | | |
| Dieselmotor T 4.40 Euro 2 | 4000 | 4 | 83 kW | Truck | | 100,000 | 3,50 2,50 3,50 | 916 CR 931 P 947 EX CR | | 120 036 0030 00 | 1 | STD |
| Dieselmotor T 6.60 Euro 2 | 6000 | 6 | 120 kW | | | | | | | | | |
| Dieselmotor 4.248 | 4064 | 4 | 53-61 kW (72-83 PS) | | 69-04/82 | 101,050 | 2,38 2,38 2,38 6,33 | 910 CR IF P 911 FE 911 FE 947 EX CR | | 120 036 0016 00 | 1 | STD |
| Dieselmotor 6.372 | 6100 | 6 | 87 kW (118 PS) | | | | | | | | | |
| Dieselmotor 4.248 | 4064 | 4 | 61 kW (83 PS) | | | 101,050 | 2,38 2,38 2,38 4,74 | 910 CR 911 FE 911 FE 947 EX CR | | 120 036 0027 00 | 1 | STD |
| Dieselmotor 4.248.2 | 4067 | 4 | 60 kW (81,5 PS) | | 81- | 101,050 | 2,50 2,50 5,00 | 910 CR 931 P 947 EX CR | | 120 036 0024 00 | 1 | STD |
| Dieselmotor 4248 | 4064 | 4 | 53-61 kW (72-83 PS) | | 05/82- | | | | | | | |
| Dieselmotor P4000 Aspirated, Turbo | | 4 | | | | 101,050 | 3,00 2,50 4,00 | 916 CR 911 IF U 947 EX CR | | 120 036 0028 00 | 1 | STD |
| Dieselmotor 1103C-33, 1103C-33T, For Perkins OE No. UPRK002 | 3299 | 3 | 43 kW (58 PS) | LANDINI TECHNOFARM 60 | 01/09- | 105,000 | 3,50 2,50 3,50 | 914 CKS 911 P 947 EX CR P | | 120 036 0001 00 | 1 | STD |
| Dieselmotor 1104C-44, 1104C-44T, For Perkins OE No. UPRK002 | 4399 | 4 | 50 kW - 61 kW (68-82 PS) | LANDINI TECHNOFARM 75, LANDINI Series 60 7865, 8865, LANDINI VISION 85, 95, LANDINI VISION 105 | 08/04- | | | | | | | |
| Dieselmotor 1104C-E44TA For Perkins OE No. UPRK002 | 4399 | 4 | 75 kW (102 PS) | LANDINI POWERMONDIAL 110, 115, 120 | 02/09- | | | | | | | |
| Dieselmotor 4.256 | | 4 | | | | 111,760 | 2,38 2,38 2,38 4,74 | 910 CR IF P 910 IF FE 930 FE 947 EX CR | | 120 036 0014 00 | 1 | STD |



PETTER

Globally reliable

|  | ccm |  |  |  |  |  |  |  |  |  |  | |
|---|------|---|---|---|---|--|---|---|---|---|---|-----|
| Dieselmotor PH 1+2 | 659 | 1 | | | | 87,310 | 2,38 | 910 CR IW P |  | 120 430 0001 00 | 1 | STD |
| Dieselmotor PJ 1W+2W | 1318 | 3 | | | | | 2,38 2,38 4,74 | 911 P 911 P 947 FE | | | | |

| | ccm | | | | | | | | | | | |
|---|------|---|---------------------------------|--|---------|--------|----------------------|--|--|-----------------------------|---|---------------------|
| Dieselmotor 199 A9.000, FHZ (F13DTE5) | 1248 | 4 | 55 kW (75 PS) | BIPPER Tepee 1.3 HDi 75 | 10/10- | 69,600 | 1,50 1,50 2,00 | 910 CKS 911 P 947 EX NIT S | | 120 020 0015 00 20 23 | 1 | STD 0,40 0,60 |
| Motor TU 9 TU 9 M TU 9 Z | 954 | 4 | 32 kW (44 PS) | 106, 205 | 88- | 70,000 | 1,50 1,50 3,00 | 910 IF CR S 911 FE 777 CR S | | 120 037 0003 00 | 1 | STD |
| Motor XV 3, XV 5, XV 8 | 954 | 4 | 32/34/35 kW (44,5/46/ 48 PS) | 104, 204, 205 | 72-88 | 70,000 | 2,00 2,00 4,00 | 910 IF CR 931 P 948 EX P | | 120 037 0001 00 | 1 | STD |
| Motor 1KR-FE | 996 | 3 | 50 kW 68 PS | 107 70 | 10 - | 71,000 | 1,00 1,00 1,50 | 910 NIT S 911 FE 777 CR S | | 121 096 0002 00 21 | 3 | STD 0,50 |
| Motor TU 1 JP | 1124 | 4 | 44 / 60 | C2 1.1, C3 1.1, 106, 206, Partner | 96 - 03 | 72,000 | 1,50 1,50 2,50 | 910 CR S 931 P 777 CR S | | 120 037 0054 00 | 1 | STD |
| Motor TU 1 K/M/Z | 1124 | 4 | 40 -44 kW (54 - 60 PS) | 106, 205, 306, 309, Partner | 88- 02 | 72,000 | 1,50 2,00 3,00 | 910 IF CR S 930 FE 777 CR S | | 120 037 0006 00 | 1 | STD |
| Motor XW 3 XW 3 S XW 7 | 1124 | 4 | 42 - 48,5 kW (57 - 66 PS) | 104, 205 | 76 - 82 | 72,000 | 1,50 2,00 4,00 | 910 IF CR S 930 FE 777 CR S | | 120 037 0009 00 | 1 | STD |
| Dieselmotor 8HP (DV4C), 8HR (DV4C) | 1398 | 4 | 50 KW (68 PS) | 208 1.4 HDi | 03/12- | 73,700 | 2,50 1,95 | 922 CKS 911 IF U | | 120 037 0002 00 21 | 1 | STD 0,50 |
| Dieselmotor 8HR (DV4C) | 1398 | 4 | 50 KW (68 PS) | 2008 1.4 HDi | 06/13- | | 2,00 | 947 EX CKS | | | | |
| Dieselmotor 8HR (DV4C) | 1398 | 4 | 50 KW (68 PS) | 207 (WA_, WC_) 1.4 HDi | 02/06- | | | | | | | |
| Dieselmotor DV4 TD, DV4 TED, DV4 TED4 8HX, 8HZ | 1398 | 4 | 52 - 66 kW 71 - 89 PS | 206 1.4 TD, 307 1.4 TD, 1007, C2 + C3 1.4 HDi, Xsara 1.4 HDi Ford, Citroen, Mazda, Suzuki | 02 - | 73,700 | 2,50 1,95 2,50 | 916 CR 911 IF U P 947 EX NIT S | | 120 037 0056 00 | 1 | STD |
| Motor E1 F1 | 1118 | 4 | 40 - 46 kW 54 - 62 PS | 309 | 85 - 90 | 74,000 | 1,75 2,00 4,00 | 910 IF CR S 931 FE 777 CR S | | 120 037 0013 00 | 1 | STD |
| Motor XZ5 | 1219 | 4 | 42 kW 57 PS | 104 1.2 | 79 - 83 | | | | | | | |
| Motor EB2 | 1199 | 3 | 60 kW (82 PS) | 108 1.2 | 05/14- | 75,000 | 1,00 1,00 2,00 | 910 NIT S 931 S P 947 EX NIT S | | 120 037 0016 00 | 1 | STD |
| Motor EB2 | 1199 | 3 | 60 kW (82 PS) | 2008 1.2 VTi | 03/13- | | | | | | | |
| Motor EB2 | 1199 | 3 | 60 kW (82 PS) | 208 1.2 | 03/12- | | | | | | | |
| Motor EB2 | 1199 | 3 | 60 kW (82 PS) | 308 II 1.2 VTi 72 | 09/13- | | | | | | | |
| Motor EB2 M | 1199 | 3 | 53 kW (72 PS) | 301 1.2 VTi 72 | 11/12- | | | | | | | |
| Motor KFU - ET3J4 | 1360 | 4 | 65 kW 88 PS | 307 + 1007 + Citroen C 2 + C 3 | 2004 - | 75,000 | 1,20 1,50 2,50 | 910 IF NIT S 931 ES FE 777 NIT S | | 120 037 0059 00 | 1 | STD |
| Motor TU3 JP | 1361 | 4 | 55 kW 75 PS | 106, 206, 306, 307, Partner 1.4 i | 93 - | 75,000 | 1,50 1,50 2,50 | 910 IF CR S 931 P 777 CR S | | 120 037 0055 00 | 1 | STD |
| Motor TU2.4 | 1294 | 4 | 70 kW 95 PS | 205 Rallye | 97 90 | 75,000 | 1,75 2,00 | 910 IF CR S 931 FE | | 120 037 0038 00 | 1 | STD |
| Motor TU3 TU3A TU3CP TU3M TU3S | 1360 | 4 | 44 - 62 kW (60 - 84 PS) | 106, 205, 309, 405, Partner 1.4 | 88 - 97 | | 3,00 | 777 CR S | | | | |
| Motor XY 6 B, XY 7, XY 8 | 1360 | 4 | 44-59 kW (60-80 PS) | 104 | 78-83 | 75,000 | 1,75 2,00 | 910 IF CR S 931 FE | | 120 038 0018 00 | 1 | STD |
| Motor XZ 5 | 1218 | 4 | 42 kW (57 PS) | 104 | 78-84 | | 4,00 | 777 CR S | | | | |
| Dieselmotor TUD 3 | 1361 | 4 | 37 -39 kW (50 - 53 PS) | 106, 205, 306, 309, 405 1.4 D | 92- 02 | 75,000 | 2,25 1,75 3,00 | 910 CR 911 FE 946 EX | | 120 037 0005 00 | 1 | STD |



PEUGEOT

Globally reliable

| | ccm | | | | | | | | | | |
|---------------------------------------|------|---|----------------|---|--------|--------|----------------------|--------------------------------|--|-----------------------|------------------|
| Dieselmotor 9HC (DV6C) | 1560 | 4 | 85 kW (115 PS) | 308 II 1.6 HDi / BlueHDi 115 | 09/13 | 75,000 | 2,50 1,95 2,00 | 922 CKS 931 P 947 EX CKS | | 120 037 0061 00 21 | 1 STD 0,50 |
| Dieselmotor 9HF (DV6DTED) | 1560 | 4 | 68 kW (92 PS) | 301 1.6 HDi 90 | 11/12- | | | | | | |
| Dieselmotor 9HH (DV6DUM), 9HM (DV6UC) | 1560 | 4 | 66 kW (90 PS) | EXPERT Kasten (VF3A_, VF3U_, VF3X_) 1.6 HDi 90 8V | 01/07- | | | | | | |
| Dieselmotor 9HH (DV6DUM), 9HM (DV6UC) | 1560 | 4 | 66 kW (90 PS) | EXPERT Tepee (VF3V_) 1.6 HDi 90 8V | 01/07- | | | | | | |
| Dieselmotor 9HK (DV6ETEDM) | 1560 | 4 | 55 kW (75 PS) | 208 1.6 HDi | 01/13- | | | | | | |
| Dieselmotor 9HP (DV6DTED) | 1560 | 4 | 68 kW (92 PS) | 2008 1.6 HDi | 03/13- | | | | | | |
| Dieselmotor 9HP (DV6DTED) | 1560 | 4 | 68 kW (92 PS) | 207 (WA_, WC_) 1.6 HDi | 11/09- | | | | | | |
| Dieselmotor 9HP (DV6DTED) | 1560 | 4 | 68 kW (92 PS) | 207 SW (WK_) 1.6 HDi | 11/09- | | | | | | |
| Dieselmotor 9HP (DV6DTED) | 1560 | 4 | 68 kW (92 PS) | 208 1.6 HDi | 03/12- | | | | | | |
| Dieselmotor 9HP (DV6DTED) | 1560 | 4 | 68 kW (92 PS) | 308 (4A_, 4C_) 1.6 HDi | 11/09- | | | | | | |
| Dieselmotor 9HP (DV6DTED) | 1560 | 4 | 68 kW (92 PS) | 308 SW 1.6 HDi | 11/09- | | | | | | |
| Dieselmotor 9HP (DV6DTED) | 1560 | 4 | 68 kW (92 PS) | PARTNER Kasten 1.6 HDi 90 | 04/10- | | | | | | |
| Dieselmotor 9HP (DV6DTED) | 1560 | 4 | 68 kW (92 PS) | PARTNER Tepee 1.6 HDi 90 | 04/10- | | | | | | |
| Dieselmotor 9HR (DV6C) | 1560 | 4 | 82 kW (112 PS) | 207 (WA_, WC_) 1.6 HDi 110 | 08/09- | | | | | | |
| Dieselmotor 9HR (DV6C) | 1560 | 4 | 82 kW (112 PS) | 207 CC (WD_) 1.6 HDi | 08/09- | | | | | | |
| Dieselmotor 9HR (DV6C) | 1560 | 4 | 82 kW (112 PS) | 207 SW (WK_) 1.6 HDi | 08/09- | | | | | | |
| Dieselmotor 9HR (DV6C) | 1560 | 4 | 82 kW (112 PS) | 3008 1.6 HDi | 08/10- | | | | | | |
| Dieselmotor 9HR (DV6C) | 1560 | 4 | 82 kW (112 PS) | 308 (4A_, 4C_) 1.6 HDi | 12/09- | | | | | | |
| Dieselmotor 9HR (DV6C) | 1560 | 4 | 82 kW (112 PS) | 308 CC 1.6 HDi | 06/09- | | | | | | |
| Dieselmotor 9HR (DV6C) | 1560 | 4 | 82 kW (112 PS) | 308 SW 1.6 HDi | 12/09- | | | | | | |
| Dieselmotor 9HR (DV6C) | 1560 | 4 | 82 kW (112 PS) | 5008 1.6 HDi | 08/10- | | | | | | |
| Dieselmotor 9HR (DV6C) | 1560 | 4 | 82 kW (112 PS) | 508 1.6 HDi | 11/10- | | | | | | |
| Dieselmotor 9HR (DV6C) | 1560 | 4 | 82 kW (112 PS) | 508 SW 1.6 HDi | 11/10- | | | | | | |



















| | ccm | | | | | | | | | | | |
|--|------|---|---------------------------------|--|--------|--------|----------------------|-------------------------------------|--|-----------------------------|---|---------------------|
| Dieselmotor 9HV (DV6TED4) 9HX (DV6ATED4) | 1560 | 4 | 66 kW (90 PS) | 207 (WA_, WC_) 1.6 HDi | 02/06- | 75,000 | 3,00 1,95 2,50 | 916 CKS 931 ES P 947 EX NIT S | | 120 037 0062 00 21 | 1 | STD 0,50 |
| Dieselmotor 9HV (DV6TED4) 9HX (DV6ATED4) | 1560 | 4 | 66 kW (90 PS) | PARTNER Tepee 1.6 HDi 16V | 04/08- | | | | | | | |
| Dieselmotor 9HY (DV6TED4) 9HZ (DV6TED4) | 1560 | 4 | 80 kW (109 PS) | 307 (3A/C) 1.6 HDi 110 | 02/04- | | | | | | | |
| Dieselmotor 9HY (DV6TED4) 9HZ (DV6TED4) | 1560 | 4 | 80 kW (109 PS) | 307 Break (3E) 1.6 HDi 110 | 02/04- | | | | | | | |
| Dieselmotor 9HY (DV6TED4) 9HZ (DV6TED4) | 1560 | 4 | 80 kW (109 PS) | 206 Schrägheck (2A/C) 1.6 HDi 110 | 05/04- | | | | | | | |
| Dieselmotor 9HY (DV6TED4) 9HZ (DV6TED4) | 1560 | 4 | 80 kW (109 PS) | 207 (WA_, WC_) 1.6 HDi | 02/06- | | | | | | | |
| Dieselmotor 9HY (DV6TED4) 9HZ (DV6TED4) | 1560 | 4 | 80 kW (109 PS) | 307 (3A/C) 1.6 HDi 110 | 02/04- | | | | | | | |
| Dieselmotor 9HY (DV6TED4) 9HZ (DV6TED4) | 1560 | 4 | 80 kW (109 PS) | 307 Break (3E) 1.6 HDi | 02/04- | | | | | | | |
| Dieselmotor 9HY (DV6TED4) 9HZ (DV6TED4) | 1560 | 4 | 80 kW (109 PS) | 307 SW (3H) 1.6 HDi 110 | 02/04- | | | | | | | |
| Dieselmotor 9HY (DV6TED4) 9HZ (DV6TED4) | 1560 | 4 | 80 kW (109 PS) | 307 SW (3H) 1.6 HDi 110 | 02/04- | | | | | | | |
| Dieselmotor 9HZ (DV6TED4) | 1560 | 4 | 80 kW (109 PS) | 1007 (KM_) 1.6 HDi | 06/07- | | | | | | | |
| Dieselmotor 9HZ (DV6TED4) | 1560 | 4 | 80 kW (109 PS) | 206 CC (2D) 1.6 HDi 110 | 04/05- | | | | | | | |
| Dieselmotor 9HZ (DV6TED4) | 1560 | 4 | 80 kW (109 PS) | 206 SW (2E/K) 1.6 HDi 110 | 05/04- | | | | | | | |
| Dieselmotor 9HZ (DV6TED4) | 1560 | 4 | 80 kW (109 PS) | 207 CC (WD_) 1.6 HDi | 02/07- | | | | | | | |
| Dieselmotor 9HZ (DV6TED4) | 1560 | 4 | 80 kW (109 PS) | 207 SW (WK_) 1.6 HDi | 06/07- | | | | | | | |
| Dieselmotor 9HZ (DV6TED4) | 1560 | 4 | 80 kW (109 PS) | 3008 1.6 HDi | 06/09- | | | | | | | |
| Dieselmotor 9HZ (DV6TED4) | 1560 | 4 | 80 kW (109 PS) | 308 (4A_, 4C_) 1.6 HDi | 09/07- | | | | | | | |
| Dieselmotor 9HZ (DV6TED4) | 1560 | 4 | 80 kW (109 PS) | 308 SW 1.6 HDi | 09/07- | | | | | | | |
| Dieselmotor 9HZ (DV6TED4) | 1560 | 4 | 80 kW (109 PS) | 407 (6D_) 1.6 HDi 110 | 05/04- | | | | | | | |
| Dieselmotor 9HZ (DV6TED4) | 1560 | 4 | 80 kW (109 PS) | 407 SW (6E_) 1.6 HDi 110 | 05/04- | | | | | | | |
| Dieselmotor 9HZ (DV6TED4) | 1560 | 4 | 80 kW (110 PS) | 5008 1.6 HDi | 09/09- | | | | | | | |
| Dieselmotor 9HZ (DV6TED4) | 1560 | 4 | 80 kW (109 PS) | PARTNER Kasten 1.6 HDi | 04/08- | | | | | | | |
| Motor XL 3 XL 3 S | 1288 | 4 | 48 -55 kW (65 - 75 PS) | 304 | 72-75 | 76,000 | 1,75 2,00 4,00 | 910 IF CR S 931 FE 777 CR S | | 120 037 0010 00 | 1 | STD |
| Motor G 1 A | 1294 | 4 | 47 kW (64 PS) | 309 | 85-90 | 76,700 | 1,75 2,00 4,00 | 910 IF CR S 930 FE 777 CR S | | 120 041 0002 00 20 28 | 1 | STD 0,40 0,80 |
| Motor 5FN (EP6CDT) | 1598 | 4 | 110 kW (150 PS) | 508 1.6 THP | 11/10- | 77,000 | 1,20 1,20 2,00 | 910 IF PVD S 931 P 947 EX CR | | 120 037 0071 00 | 1 | STD |
| Motor 5GZ (EP6FDT) | 1598 | 4 | 121 kW (165 PS) | 5008 1.6, 5008 1.6 THP 165, 3008 1.6 Turbo, 3008 1.6 Griffe Turbo | 08/11- | | | | | | | |
| Motor EP6CDT | 1598 | 4 | 115 kW (156 PS) | 208 1.6 | 03/12- | | | | | | | |
| Motor EP6CDT | 1598 | 4 | 115 kW (156 PS) | 308 1.6 16V | 06/09- | | | | | | | |
| Motor EP6CDT | 1598 | 4 | 115 kW - 121 kW (156-165 PS) | RCZ 1.6 16V | 03/10- | | | | | | | |
| Motor EP6FDT | 1598 | 4 | 121 kW (165 PS) | 208 1.6 THP 165 | 03/15- | | | | | | | |
| Motor EP6FDT | 1598 | 4 | 120 kW (163 PS) | 3008 1.6 THP | 01/12- | | | | | | | |
| Motor EP6FDT | 1598 | 4 | 121 kW (165 PS) | 308 CC 1.6 | 09/10- | | | | | | | |
| Motor EP6FDT | 1598 | 4 | 120 kW (163 PS) | 308 SW II 1.6 THP 163 | 06/14- | | | | | | | |
| Motor EP6FDT | 1598 | 4 | 121 kW (165 PS) | 508 1.6 THP 165 | 09/11- | | | | | | | |



PEUGEOT

Globally reliable

| | ccm | | | | | | | | | | | |
|---|------|---|-----------------------------|--|---------|--------|----------------------|--|--|-----------------------------------|---|-----------------------------|
| Motor 5FG (EP6CDTR) | 1598 | 4 | 199 kW (270 PS) | RCZ 1.6 THP 270 | 06/13- | 77,000 | 1,20 1,50 2,00 | 910 IF PVD S 931 P 947 EX CR | | 120 037 0070 00 21 | 1 | STD 0,50 |
| Motor 5FK (EP6CB) | 1598 | 4 | 72 kW (98 PS) | RANCH 1.6, PARTNER Tepee 1.6 | 08/10- | | | | | | | |
| Motor 5FU (EP6CDTX) | 1598 | 4 | 147 kW (200 PS) | 208 1.6 GTi, RCZ 1.6 16V, 308 CC 1.6 THP, 308 1.6 GTi | 06/10- | | | | | | | |
| Motor 5GN (EP6FDTR) | 1598 | 4 | 200 kW (272 PS) | 308 II 1.6 GTi | 06/15- | | | | | | | |
| Dieselmotor TUD 5 TUD 5B | 1527 | 4 | 40 - 42 kW (54 - 57 PS) | 106 1.5 D | 94- | 77,000 | 2,00 1,75 3,00 | 910 CR S 911 IF U P 947 EX CR | | 120 037 0026 00 20 | 1 | STD 0,40 |
| Dieselmotor XL 4 D | 1357 | 4 | 33 kW (45 PS) | 204 D, 304 D | 73-79 | 78,000 | 1,75 2,00 3,00 | 910 IF CR S 911 FE 947 EX CR | | 120 037 0020 00 | 1 | STD |
| Motor XK5 | 1130 | 4 | 43 kW 58 PS | 204, 304 1.1 | 75 - 80 | 78,000 | 1,75 2,00 | 910 IF CR S 911 FE | | 120 037 0021 00 | 1 | STD |
| Motor XL 5 S | 1290 | 4 | 55 kW (75 PS) | 304 1.3 | 72-75 | | 4,00 | 947 EX FE | | | | |
| Motor XR5A XR5S | 1472 | 4 | 50 - 65 kW 68 - 88 PS | 305 1.5 | 80 - 90 | | | | | | | |
| Motor NFP (EC5) | 1587 | 4 | 85 kW (115 PS) | 301 1.6 VTi 115, 308 II 1.6 | 11/12- | 78,500 | 1,00 1,20 2,00 | 910 IF NIT S 931 S P 947 EX NIT S | | 120 037 0068 00 21 | 1 | STD 0,50 |
| Motor TU 5 JP 4 NFU, NFX | 1587 | 4 | 80 kW 109 PS | 106, 206, 307, Partner, Saxo, C3, Xsara, Berlingo, 1007 | 96 - | 78,500 | 1,20 1,50 2,50 | 910 CR S 931 P 777 NIT S | | 120 037 0052 00 | 1 | STD |
| Motor TU5 J2 TU5JP | 1587 | 4 | 65 - 74 kW 88 - 101 PS | 106, 306, 405 | 93 - 98 | 78,500 | 1,50 1,50 3,00 | 910 IF CR S 931 P 777 NIT S | | 120 037 0043 00 21 | 1 | STD 0,50 |
| Dieselmotor XID80 | 1548 | 4 | 36 kW (49 PS) | 304 GLD, 305 GRD | | 80,000 | 1,75 2,00 3,00 | 910 IF CR S 911 FE 947 EX CR | | 120 037 0011 00 | 1 | STD |
| Dieselmotor XUD 7, 161 A | 1769 | 4 | 44 kW (60 PS) | 205, 305, 309, 405 | 83-03 | 80,000 | 2,00 2,00 3,00 | 910 CR S 911 FE 947 EX CR | | 120 037 0022 00 21 28 29 | 1 | STD 0,50 0,80 1,00 |
| Dieselmotor TUD3 | 1360 | 4 | | 106 XTD | | 80,000 | 2,25 1,75 3,00 | 910 CR 911 FE 947 EX CR | | 120 037 0039 00 | 1 | STD |
| Dieselmotor A 8 B, XUD 7 TE | 1769 | 4 | 57/66 kW (78/90 PS) | 205, 309, 405 | 90- | 80,000 | 3,00 2,00 3,00 | 914 CR 911 FE 947 EX CR | | 120 037 0027 00 | 1 | STD |
| Dieselmotor DT17TED4 | 2721 | 6 | 150 kW (204 PS) | 607 (9D, 9U) 2.7 HDi 24V | 12/04- | 81,000 | 2,00 2,00 2,00 | 910 IF CKS 911 IF U P 947 EX NIT S | | 120 037 0028 00 21 | 1 | STD 0,50 |
| Dieselmotor UHZ (DT17) | 2720 | 6 | 150 kW (204 PS) | 407 (6D_) 2.7 HDi | 10/05- | | | | | | | |
| Dieselmotor UHZ (DT17) | 2720 | 6 | 150 kW (204 PS) | 407 Coupe (6C_) 2.7 HDi | 10/05- | | | | | | | |
| Dieselmotor UHZ (DT17) | 2720 | 6 | 150 kW (204 PS) | 407 SW (6E_) 2.7 HDi | 10/05- | | | | | | | |
| Dieselmotor DW 8 DW 8 B XUD 9 AY | 1868 | 4 | 51 kW (68 PS) | Berlingo, Dispatch, Jumpy, Xsara, C 15 Expert, Partner, 206, 306, Ranch | 98 - | 82,200 | 2,00 2,00 3,00 | 910 CR S 931 P 947 EX CR | | 120 011 0015 00 21 | 1 | STD 0,50 |
| Motor XU 5 J XU 5 JA | 1580 | 4 | 65 - 76 kW (88 - 103 PS) | 205, 309 1.6 GTi | 86-96 | 83,000 | 1,50 1,50 4,00 | 910 IF CR S 931 P 777 CR S | | 120 037 0024 00 | 1 | STD |
| Motor XU 9 XU 9 JA | 1905 | 4 | 70 - 90 kW (95 - 122 PS) | 205, 309, 405, 1.9 GTi | 87-94 | | | | | | | |
| Motor XU 5 JP | 1580 | 4 | 65 kW 88 PS | 405, 406 | 92 - 95 | 83,000 | 1,50 1,50 3,00 | 910 IF CR S 931 P 777 CR S | | 120 037 0025 00 | 1 | STD |
| Motor XU 7 JP | 1761 | 4 | 73 - 74 kW (99 - 100 PS) | 306, 405, 406, 806, Partner | 96- | | | | | | | |
| Motor XU 9 J4 | 1905 | 4 | 116 kW 158 PS | 309, 405 1.9 GTi 16V | 89 - 91 | | | | | | | |
| Motor XU 51 C - XU 5 S XU 51 CP XU 51 K XU 52 C | 1580 | 4 | 59/66 kW (80/90 PS) | 205, 305, 309, 405 | 82-90 | 83,000 | 1,75 1,75 4,00 | 910 IF CR S 931 FE 777 CR S | | 120 037 0017 00 | 1 | STD |
| Motor XU 92 C | 1905 | 4 | 90 kW (122 PS) | 205, 305, 309, 405 | 87-97 | | | | | | | |
| Dieselmotor XUD 9, XUD 9 A | 1905 | 4 | 48/52 kW (65/71 PS) | 205, 305, 306, 309, 405, Boxer, Partner, Ranch | 82 - 02 | 83,000 | 2,00 2,00 3,00 | 910 CR S 911 P 947 EX CR | | 120 037 0023 00 15 21 29 | 1 | STD 0,25 0,50 1,00 |
| Dieselmotor XUD 9, XUD 9 A | 1905 | 4 | 48/52 kW (65/71 PS) | 205, 305, 306, 309, 405, Boxer, Partner, Ranch, J 5 | 82 - 98 | 83,000 | 2,00 2,00 3,00 | 910 CR S 911 P 947 EX NIT S | | 120 037 0046 00 | 1 | STD |

|  | ccm |  |  |  |  |  |  |  |  |  |  | |
|---|------|---|---|---|---|--|---|---|---|---|---|-------------|
| Dieselmotor XUD 9 TE/TF | 1905 | 4 | 68 kW (92 PS) | 306, 309, 405, 406 | 98 - | 83,000 | 3,00 2,00 | 914 CR 911 P |  | 120 037 0044 00 | 1 | STD |
| Dieselmotor XUD 9 TE/TF -----01/1997 | 1905 | 4 | 68 kW (92 PS) | 406, Expert, 806, Boxer | 95 - | | 3,00 | 947 EX CR |  | | | |
| Dieselmotor XUD 9 TE/TF 01/1997 ----- | 1905 | 4 | 68 kW (92 PS) | 306 1.9 D | 10/95- | 83,000 | 3,50 2,00 3,00 | 914 CR 911 P 947 EX CR |  | 120 037 0029 00 21 | 1 | STD 0,50 |
| Motor XM, KF 6 XM 7, XM 7 P | 1796 | 4 | 48 - 66 kW (65 - 90 PS) | 504, 505 | 68-81 | 84,000 | 1,50 2,00 4,00 | 910 IF CR S 930 FE 777 CR S |  | 120 037 0012 00 | 1 | STD |
| Motor XC 5A Xc.5P XC 7 | 1618 | 4 | 42.5 - 53.5 kW (58 - 73 PS) | 404, 504, J 7, J 9 | 65-80 | 84,000 | 2,00 2,00 4,50 | 910 IF CR 911 P 946 EX FE |  | 120 037 0004 00 | 1 | STD |
| Dieselmotor DT20C | 2992 | 6 | 177 kW (241 PS) | 407 Coupe (6C_) 3.0 HDi | 06/09- | 84,000 | 2,00 2,00 2,00 | 910 IF CKS 911 IF U 947 EX NIT S |  | 120 037 0060 00 21 | 1 | STD 0,50 |
| Motor EW 10 J4 EW 10 L3 EW 10 L4 | 1998 | 4 | 97 - 101 kW (132 - 137 PS) | 206, 307, 406, 407, 607,806, 807, Expert | 99 - | 85,000 | 1,20 1,50 2,50 | 910 IF NIT S 931 P 777 NIT S |  | 120 037 0051 00 | 1 | STD |



PEUGEOT

Globally reliable

| | ccm | | | | | | | | | | | |
|---|------|---|-----------------|---|--------|--------|----------------------|-------------------------------------|--|-----------------|---|-----|
| Dieselmotor AHV (DW10FD), RHD (DW10CTED4) from Orga-No. 13014 | 1997 | 4 | 100 kW (136 PS) | 5008 2.0 HDi 136 / BlueHDi 136 | 02/12- | 85,000 | 2,00 2,00 2,00 | 913 CDS 911 IF U 947 EX NIT S | | 120 037 0064 00 | 1 | STD |
| Dieselmotor AHW (DW10FC) | 1997 | 4 | 133 kW (181 PS) | 308 SW II 2.0 GT BlueHDi 180 | 06/14- | | | | | | | |
| Dieselmotor AHW (DW10FC) | 1997 | 4 | 133 kW (180 PS) | 508 2.0 BlueHDi 180 | 04/14- | | | | | | | |
| Dieselmotor AHX (DW10D) | 1997 | 4 | 110 kW (150 PS) | 308 SW II 2.0 BlueHDi 150 | 03/14- | | | | | | | |
| Dieselmotor AHX (DW10FD) | 1997 | 4 | 110 kW (150 PS) | 508 2.0 BlueHDi 150 | 04/14- | | | | | | | |
| Dieselmotor AHX (DW10FD), RHE (DW10CTED4) from Orga-No. 13014 | 1997 | 4 | 110 kW (150 PS) | 3008 2.0 HDi 150 / BlueHDi 150 | 06/09- | | | | | | | |
| Dieselmotor AHX (DW10FD), RHE (DW10CTED4) from Orga-No. 13014 | 1997 | 4 | 110 kW (150 PS) | 5008 2.0 HDi 150 / BlueHDi 150 | 06/09- | | | | | | | |
| Dieselmotor AHZ (DW10CD) from Orga-No. 13014 | 1997 | 4 | 94 kW (128 PS) | EXPERT Kasten (VF3A_, VF3U_, VF3X_) 2.0 HDi 130 | 03/11- | | | | | | | |
| Dieselmotor DW10FUC | 1997 | 4 | 120 kW (163 PS) | BOXER Bus 2.0 BlueHDi 160 | 07/15- | | | | | | | |
| Dieselmotor DW10FUD | 1997 | 4 | 96 kW (130 PS) | BOXER Bus 2.0 BlueHDi 130 | 07/15- | | | | | | | |
| Dieselmotor DW10FUE | 1997 | 4 | 81 kW (110 PS) | BOXER Bus 2.0 BlueHDi 110 | 07/15- | | | | | | | |
| Dieselmotor from Orga-No. 13014 | 1997 | 4 | 72 kW (98 PS) | EXPERT Kasten (VF3A_, VF3U_, VF3X_) 2.0 HDi 100 | 03/11- | | | | | | | |
| Dieselmotor RHH (DW10CTED4) from Orga-No. 13014 | 1997 | 4 | 120 kW (165 PS) | 3008 2.0 HDi | 06/09- | | | | | | | |
| Dieselmotor RHH (DW10CTED4) from Orga-No. 13014 | 1997 | 4 | 120 kW (163 PS) | 308 2.0 HDi | 06/09- | | | | | | | |
| Dieselmotor RHH (DW10CTED4) from Orga-No. 13014 | 1997 | 4 | 120 kW (163 PS) | 5008 2.0 HDi | 09/09- | | | | | | | |
| Dieselmotor RHH (DW10CTED4) from Orga-No. 13014 | 1997 | 4 | 120 kW (163 PS) | 508 2.0 HDi | 11/10- | | | | | | | |
| Dieselmotor RHH (DW10CTED4) from Orga-No. 13014 | 1997 | 4 | 120 kW (163 PS) | 807 (E) 2.0 HDi | 06/09- | | | | | | | |
| Dieselmotor RHH (DW10CTED4) from Orga-No. 13014 | 1997 | 4 | 120 kW (163 PS) | EXPERT Kasten (VF3A_, VF3U_, VF3X_) 2.0 HDi 165 | 09/09- | | | | | | | |
| Dieselmotor RHH (DW10CTED4) from Orga-No. 13014 | 1997 | 4 | 120 kW (163 PS) | RCZ 2.0 HDi | 03/10- | | | | | | | |
| Dieselmotor RHR (DW10BTED4) from Orga-No. 12774 | 1997 | 4 | 100 kW (136 PS) | 508 2.0 HDi | 11/10- | | | | | | | |
| Dieselmotor RHR (DW10BTED4) from Orga-No. 13014 | 1997 | 4 | 100 kW (136 PS) | 308 (4A_, 4C_) 2.0 HDi | 09/07- | | | | | | | |
| Dieselmotor RHR (DW10BTED4) from Orga-No. 13014 | 1997 | 4 | 100 kW (136 PS) | 807 (E) 2.0 HDi | 06/06- | | | | | | | |

| | ccm | | | | | | | | | | | |
|--|------|---|---------------------------------|--|--------|--------|----------------------|-------------------------------------|--|-----------------|---|---------------------|
| Dieselmotor 4HK (DW12MTED4), 4HN (DW12MTED4) from Orga-No. 12166 | 1997 | 4 | 115 kW (156 PS) | 4007 (GP_) 2.2 HDi | 02/07- | 85,000 | 2,50 2,00 2,00 | 916 CKS 911 IF U 947 EX NIT S | | 120 037 0067 00 | 1 | STD |
| Dieselmotor 4HL (DW12C) | 2179 | 4 | 150 kW (204 PS) | PEUGEOT 508 2.2 HDi | 11/10- | | | | | | | |
| Dieselmotor RHH (DW10CTED4) from Orga-No. 12133 | 1997 | 4 | 120 kW (163 PS) | 407 2.0 HDi | 07/09- | | | | | | | |
| Dieselmotor RHH (DW10CTED4) from Orga-No. 12133 till Orga-No. 13013 | 1997 | 4 | 120 kW (163 PS) | RCZ 2.0 HDi | 03/10- | | | | | | | |
| Dieselmotor RHH (DW10CTED4) from Orga-No. 12133 till Orga-No. 13013 | 1997 | 4 | 120 kW (163 PS) | 308 2.0 HDi | 06/09- | | | | | | | |
| Dieselmotor RHH (DW10CTED4) from Orga-No. 12133 till Orga-No. 13013 | 1997 | 4 | 120 kW (163 PS) | 5008 2.0 HDi | 09/09- | | | | | | | |
| Dieselmotor RHH (DW10CTED4) from Orga-No. 12133 till Orga-No. 13013 | 1997 | 4 | 120 kW (165 PS) | 3008 2.0 HDi | 06/09- | | | | | | | |
| Dieselmotor RHH (DW10CTED4) till Orga-No. 13013 | 1997 | 4 | 120 kW (163 PS) | 807 (E) 2.0 HDi | 06/09- | | | | | | | |
| Dieselmotor RHH (DW10CTED4) till Orga-No. 13013 | 1997 | 4 | 120 kW (163 PS) | EXPERT 2.0 HDi 165 | 09/09- | | | | | | | |
| Dieselmotor RHR (DW10BTED4) till Orga-No. 13013 | 1997 | 4 | 100 kW (136 PS) | 308 (4A_, 4C_) 2.0 HDi | 09/07- | | | | | | | |
| Dieselmotor XUD 11 ATE XUD 11 BTE | 2088 | 4 | 80 kW (110 PS) | 406, 605, 806 | 07/95- | 85,000 | 3,00 2,00 3,00 | 914 CR 911 FE 947 EX CR | | 120 037 0030 00 | 1 | STD |
| Dieselmotor 4HK (DW12MTED4), 4HN (DW12MTED4) till Orga-no. 11612 | 2179 | 4 | 115 kW (156 PS) | 4007 (GP_) 2.2 HDi | 02/07- | 85,000 | 3,50 2,00 3,00 | 916 CKS 911 IF U 947 EX CR | | 120 037 0065 00 | 1 | STD 0,50 0,60 |
| Dieselmotor 4HT (DW12BTED4) till Orga-no. 11612 | 2179 | 4 | 120 kW (163 PS) | 807 (E) 2.2 HDi | 06/06- | | | | | | | |
| Dieselmotor RHH (DW10CTED4) till Orga-no. 12132 | 1997 | 4 | 120 kW (165 PS) | 3008 2.0 HDi | 06/09- | 85,000 | 3,50 2,00 3,00 | 916 CKS 911 IF U 947 EX NIT S | | 120 037 0066 00 | 1 | STD |
| Dieselmotor RHH (DW10CTED4) till Orga-no. 12132 | 1997 | 4 | 120 kW (163 PS) | 308 2.0 HDi | 06/09- | | | | | | | |
| Dieselmotor RHH (DW10CTED4) till Orga-no. 12132 | 1997 | 4 | 120 kW (163 PS) | 407 2.0 HDi | 07/09- | | | | | | | |
| Dieselmotor RHH (DW10CTED4) till Orga-no. 12132 | 1997 | 4 | 120 kW (163 PS) | 5008 2.0 HDi | 09/09- | | | | | | | |
| Dieselmotor RHH (DW10CTED4) till Orga-no. 12132 | 1997 | 4 | 120 kW (163 PS) | RCZ 2.0 HDi | 03/10- | | | | | | | |
| Motor 4B11 | 1998 | 4 | 108 kW - 110 kW (147-150 PS) | 4007 2.0, 4008 2.0 | 11/10 | 86,000 | 1,20 1,20 2,00 | 910 IF CR S 931 P 777 CR S | | 121 088 0103 00 | 4 | STD 0,50 |
| Motor EW 12 J4 | 2230 | 4 | 116 kW 158 PS | 406, 407, 607, 807 | 99 - | 86,000 | 1,20 1,50 2,50 | 910 CR S 931 P 777 CR S | | 120 011 0017 00 | 1 | STD |
| Motor XU 10 J 4 RS | 1998 | 4 | 120 kW (163 PS) | 306 2.0 16V S16, 806 2.0 16V SR | | 86,000 | 1,50 1,50 3,00 | 910 IF CR S 931 P 777 CR S | | 120 037 0045 00 | 1 | STD |
| Motor XU 10 2C XU 10 J2 | 1998 | 4 | 84 - 108 kW 114 - 147 PS | 406, 605, 806 | 90-99 | 86,000 | 1,50 1,75 3,00 | 910 IF CR S 931 FE 777 CR S | | 120 037 0031 00 | 1 | STD |
| Dieselmotor 4HG (P22DTE), 4HH (P22DTE), 4HJ (P22DTE) | 2198 | 4 | 81 kW - 110 kW (110-150 PS) | BOXER III 2.2 HDi 110, 130, 150 MANAGER 2.2 HDi 130 | 07/11- | 86,000 | 2,00 2,00 2,00 | 910 CKS 931 P 947 EX NIT S | | 120 021 0072 00 | 1 | STD 0,50 |
| Dieselmotor XUD 11 A | 2138 | 4 | 61 kW (83 PS) | 605 D | 90- | 86,000 | 2,50 2,00 3,00 | 910 IF CR 911 FE 947 EX CR | | 120 037 0032 00 | 1 | STD |
| Motor 159 A 3.000 | 1581 | 4 | 58 kW (79 PS) | Expert | 10/95- | 86,400 | 1,50 1,75 3,00 | 910 IF CR S 931 FE 777 CR S | | 120 020 0009 00 | 1 | STD 0,60 |
| Motor ES 9 J4 ES 9 J4 S | 2946 | 6 | 152 kW (207 PS) | 406, 607, 807 3.0 V6 24V | 96 - | 87,000 | 1,50 1,50 3,00 | 910 IF CR S 931 P 777 NIT S | | 120 037 0050 00 | 1 | STD |



PEUGEOT

Globally reliable

| | ccm | | | | | | | | | | | |
|---|------|---|----------------------------------|---|----------|--------|------------------------------|--|--|-----------------------------|---|---------------------|
| Motor SFY (4B12-MMC), SFZ (4B12-MMC) | 2360 | 4 | 125 kW (170 PS) | 4007 2.4 16V | 01/08- | 88,000 | 1,20 1,20 2,00 | 910 IF CR S 931 P 777 CR S | | 121 088 0104 00 21 | 4 | STD 0,50 |
| Motor XN | 1971 | 4 | 57 kW (77 PS) | 504, 505, J 5, J 9 | 71-90 | 88,000 | 1,50 2,00 | 910 IF CR S 911 FE | | 120 037 0007 00 | 1 | STD |
| Motor ZNJK | 2849 | 6 | 114 - 125 kW 155 - 170 PS | 604 | 84 - | | 4,00 | 777 CR S | | | | |
| Motor ZDJK ZDJL | 2165 | 4 | 86 - 95,5 kW (117 - 130 PS) | 505 TI, GTI | 82-89 | 88,000 | 1,75 2,00 4,00 | 910 IF CR S 911 IF FE 777 CR S | | 120 037 0033 00 | 1 | STD |
| Motor ZEJ | 1995 | 4 | 77 - 81 kW 105 - 110 PS | 505 | 79 - 86 | | | | | | | |
| Dieselmotor XD/XDP/TMD 4.88 | 1948 | 4 | 36-46 kW (49-63 PS) | 404 D, U 6 D, U 8 D, U 10 D, 504 D, J 7 D | 71-79 | 88,000 | 2,00 2,00 2,00 4,50 | 910 CR S 911 FE 931 FE 947 EX | | 120 037 0015 00 | 1 | STD |
| Dieselmotor XDP 6.88 | 2919 | 4 | 61 kW (83 PS) | | 63-77 | | | | | | | |
| Dieselmotor XDP 4.90 | 2112 | 4 | 43-55 kW (59-75 PS) | 504, J 7, J 9 | 67-82 | 90,000 | 2,00 2,00 | 910 CR S 911 FE | | 120 037 0008 00 | 1 | STD |
| Dieselmotor XDP 6.90 | 3168 | 6 | 78 kW (106 PS) | 504 D, J 7 D | 70-82 | | 2,00 4,50 | 930 FE 947 EX | | | | |
| Motor ZNJK | 2849 | 6 | 114 - 125 kW (155 - 170 PS) | 505 V6, 604 | 84 - | 91,000 | 1,50 2,00 4,00 | 910 IF CR S 911 IF FE 947 EX CR | | 120 037 0034 00 | 1 | STD |
| Dieselmotor DJ5 | 2446 | 4 | 63 kW 86 PS | Boxer 2.5D | 94 - | 92,000 | 2,25 2,00 3,00 | 910 CR 931 P 947 EX CR | | 120 037 0047 00 | 1 | STD |
| Dieselmotor DK 5 ATE, DJ 5 T THY | 2446 | 4 | 76-96 kW (103-130 PS) | Boxer, 806, 605 | 94- | 92,000 | 3,00 1,75 3,50 | 914 CR 911 P 947 EX CR | | 120 037 0040 00 21 | 1 | STD 0,50 |
| Dieselmotor DJ5T | 2446 | 4 | 76 kW 103 PS | Boxer 2.5TD | 94 -02 | 92,000 | 3,50 2,00 3,00 | 916 CR 931 P 947 EX CR | | 120 037 0048 00 | 1 | STD |
| Dieselmotor DJ 5 TED | 2446 | 4 | 79 kW (107 PS) | Boxer 2.5TD | 98 - | 92,000 | 3,50 2,00 3,50 | 916 CR 931 P 947 EX CR | | 120 037 0053 00 21 | 1 | STD 0,50 |
| Motor ZPJ | 2963 | 6 | | 605 SV | | 93,000 | 1,50 | 910 IF CR S | | 120 037 0037 00 | 1 | STD |
| Motor ZPJ4 | 2963 | 6 | 123-147 kW (167-200 PS) | 605 | | | 1,75 3,50 | 931 FE 777 CR S | | | | |
| Motor U25/651 | 2499 | 4 | 55 kW 75 PS | J5D, Van | 81 - 84 | 93,000 | 2,00 2,00 4,00 | 910 CR S 911 P 947 EX CR | | 120 037 0041 00 21 | 1 | STD 0,50 |
| Dieselmotor CRD 93 - L U 25 | 2499 | 4 | 54 - 55 kW (73 - 75 PS) | J 5, J 9 | 81-93 | 93,000 | 2,50 2,00 4,00 | 910 CR 911 P 947 EX CR | | 120 037 0035 00 | 1 | STD |
| Dieselmotor U25/673 | 2499 | 4 | 70 kW (95 PS) | J5 1300 TD | | 93,000 | 3,00 2,00 4,00 | 914 CR 911 P 947 EX CR | | 120 037 0036 00 | 1 | STD |
| Dieselmotor XD 2, XD 94 | 2304 | 4 | 46-53 kW (63-72 PS) | 504, 505, J 9 | 01/81-83 | 94,000 | 2,00 2,00 | 910 CR S 930 FE | | 120 037 0014 00 20 | 1 | STD 0,40 |
| Dieselmotor XD 3 P | 2498 | 4 | 51.5/53/ 56 kW (70/73/ 76 PS) | 505, J 9 | 82- | | 4,00 | 947 EX CR | | 23 29 | | 0,60 1,00 |
| Dieselmotor XD 2 S | 2304 | 4 | 54/59 kW (73/80 PS) | 505, 604, Tagora, 505 (USA) | 79-85 | 94,000 | 3,00 2,00 | 914 CR 911 FE | | 120 037 0018 00 20 | 1 | STD 0,40 |
| Dieselmotor XD 3 T, TE | 2498 | 4 | 66-81 kW (90-110 PS) | 505, 604 | 84- | | 4,00 | 947 EX CR | | 23 | | 0,60 |
| Dieselmotor FIAT 8140.23.3900 8140 43S Sofim Hp 125 TCA | 2798 | 4 | 77 - 92 kW 105 - 125 PS | Boxer | 00 - | 94,400 | 2,50 2,00 2,50 | 914 CR 931 P 947 EX NIT S | | 120 020 0051 00 20 23 | 1 | STD 0,40 0,60 |
| Dieselmotor FIAT 8140.23.3900 | 2798 | 4 | 77 - 85 kW 105 - 115 PS | Boxer | 01 - | 94,400 | 3,00 2,00 3,00 | 914 CR 931 P 947 EX CR | | 120 020 0050 00 20 23 | 1 | STD 0,40 0,60 |
| Dieselmotor FIAT 8140.63 | 2798 | 4 | 64 kW 87 PS | Boxer D | 99 - | 94,400 | 3,00 2,00 2,50 | 914 CR 931 P 947 EX NIT S | | 120 020 0052 00 20 23 | 1 | STD 0,40 0,60 |
| Dieselmotor F1CE0481D (FG30DT) | 2999 | 4 | 116 kW (156 PS) | BOXER 3.0 HdI 160 | 04/06- | 95,800 | 2,50 2,00 2,50 | 914 CKS 911 FE 947 EX NIT S | | 120 020 0007 00 20 | 1 | STD 0,40 |



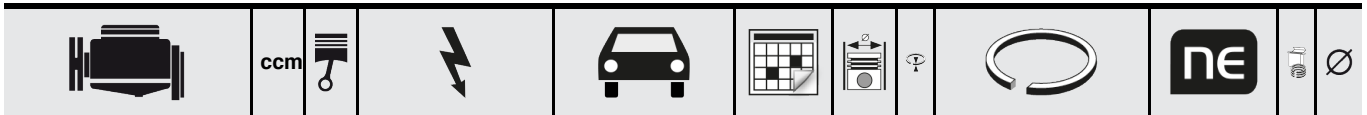
siehe / see / voir FIAT


















PORSCHE

Globally reliable

| | ccm | | | | | | | | | | | |
|--|------|----|--------------------------------|-------------------------|-------------|---------|----------------------|-------------------------------------|--|-----------------------|---|-------------|
| Motor 039 | 1971 | 4 | 64 - 70 kW 87 - 95 PS | 912 E 914 VW-Porsche | 72 - | 94,000 | 1,50 1,75 4,00 | 910 NIT S 911 FE 777 CR S | | 120 050 0081 00 21 | 1 | STD 0,50 |
| Motor M 28.11, 12 M 28.21, 22 | 4664 | 8 | 221 - 228 kW 300 - 310 PS | 928 S | 79 - | 97,000 | 1,50 1,75 3,00 | 910 NIT S 931 FE 777 NIT S | | 120 044 0005 00 | 1 | STD |
| Motor M 96.70 | 3600 | 6 | 309 kW 420 PS | 911 turbo | 01 - | 100,000 | 1,20 1,75 2,00 | 910 NIT S IF 931 FE 777 NIT S | | 120 044 0002 00 | 1 | STD |
| Motor | 4957 | V8 | 215 kW (292 PS) | 928 S (USA) | 84-85 | 100,000 | 1,50 1,75 3,00 | 910 IF NIT S 931 P 947 EX NIT | | 120 044 0001 00 | 1 | STD |
| Motor M 28.41/42/47 | 4997 | V8 | 235,5/ 243 kW (320/330 PS) | 928 S 4, 928 S 4 (USA) | 85-91 | | | | | | | |
| Motor M 44 | 2479 | 4 | 162/184 kW (220/250 PS) | 944 Turbo | 02/85- | | | | | | | |
| Motor M 44.02/04/07/08 M 44, .05, 09, 10 | 2479 | 4 | 106 - 120 kW (144 - 163 PS) | 924 S, 944 | 85-88 | | | | | | | |
| Motor M 44.05/09/10 | 2479 | 4 | 118/120 kW (160/163 PS) | 924 S, 944, 944 (USA) | 81-88 | | | | | | | |
| Motor M 64.01/02 | 3600 | 6 | 184 kW (250 PS) | 911 Carrera | 01/91-08/93 | | | | | | | |
| Motor M 64.50 | 3600 | 6 | 265 kW (360 PS) | 911 Turbo | 08/92-95 | | | | | | | |
| Motor M 64.05/06/07/08 M 64.12, 3, 22 - 24 | 3600 | 6 | 199 - 210 kW (270 - 285 PS) | 911 Carrera | 93- | 100,000 | 1,50 1,75 2,00 | 910 IF NIT S 931 P 777 NIT S | | 120 044 0006 00 | 1 | STD |
| Motor M 64.21/22/23/24 | 3600 | 6 | 210 kW (285 PS) | 911 Carrera | 96-97 | | | | | | | |



auf Anfrage / acc. request

|  | ccm |  |  |  |  |  |  |  |  |  |  | |
|---|-------|---|---|---|---|--|---|---|---|---|---|-----|
| Dieselmotor D 10 UT 150 Euro 2 | 10530 | 6 | 150 kW 204 PS | IK 280 | 95 - | 121,000 | 3,50 2,00 3,50 | 914 CR 911 IF CR 947 EX CR |  | 120 341 0001 00 | 1 | STD |
| Dieselmotor D 2156 | 10343 | 6 | 141,5 - 210 kW 173 - 285 PS | 190, 216, 230, 250, 255, 256, 260, 280, 831.03, IK 132, IK-4, IK-5, IK-6, IK 130 | | 121,000 | 3,50 3,00 3,00 5,50 | 914 CR 911 FE 930 FE 947 EX CR |  | 120 031 0005 00 | 1 | STD |
| Dieselmotor D 2146 | 10343 | 6 | 150 kW 204 PS | Truck and Bus | | 121,000 | 3,50 3,00 3,00 5,50 | 910 CR 911 FE 930 FE 947 EX CR |  | 120 031 0012 00 | 1 | STD |
| Dieselmotor D 2356 | 10690 | 6 | 169 - 173 kW 230 - 235 PS | 250, 280, 833, 836, U-26-230 | | 123,000 | 3,50 3,00 3,00 5,50 | 914 CR 911 FE 930 FE 947 EX CR |  | 120 031 0013 00 | 1 | STD |

| | ccm | | | | | | | | | | | |
|------------------------------------|------|---|----------------------------|---|--------------|--------|----------------------|---|--|-----------------------|---|-------------|
| Motor 800.01 | 845 | 4 | 25 - 27 kW (34 - 37 PS) | R 4, R 5, R 1221 | 76 - 82 | 58,000 | 1,75 2,00 3,50 | 910 IF CR 931 FE 947 EX FE | | 120 038 0016 00 | 1 | STD |
| Motor C1C 689.01 + 689.10 | 956 | 4 | 27 - 33 kW 37 - 44 PS | R 5 (I) | 8.72 - 12.85 | 65,000 | 1,75 2,00 3,50 | 910 IF CR 930 FE 947 EX FE | | 120 038 0017 00 | 1 | STD |
| Motor D7F 16V F4P | 1149 | 4 | 43 - 74 kW 60 - 100 PS | Clio 1.2, Twingo 1.2, Modus 1.2 | | 69,000 | 1,20 1,50 2,50 | 910 IF CR S 931 ES P 777 CR S | | 120 038 0056 00 | 1 | STD |
| Motor D7F F4P | 1149 | 4 | 44 kW 60 PS | Clio 1.2, Twingo 1.2, Modus 1.2, Kangoo 1.2 | 01.1996 - | 69,000 | 1,50 1,50 2,50 | 910 IF CR S 911 P 777 CR S | | 120 038 0040 00 21 | 1 | STD 0,50 |
| Motor 688 C 1 E , C 7 | 1108 | 4 | 25-39 kW (34-53 PS) | R 4, R 5, R 6, R 8, R 9, R 10, R 11, R 1132, R 1136, R 1181, R 2132, R 2134, R 2370, R 2420, R 2430, T 800 | 62- | 70,000 | 1,75 2,00 3,50 | 910 IF CR S 930 FE 777 CR S | | 120 038 0007 00 | 1 | STD |
| Motor 688 | 1108 | 4 | 33 kW 45 PS | R 6, R 8, R 10, Estafette, Caravelle | 78 - 92 | 70,000 | 2,00 2,00 3,50 | 910 IF CR 930 FE 777 CR S | | 120 038 0039 00 | 1 | STD |
| Motor C 1 G | 1237 | 4 | 40 kW 54 PS | R 5, R 9, R 11 | 85 - | 71,500 | 1,75 2,00 4,00 | 910 IF CR S 911 FE 777 CR S | | 120 038 0002 00 | 1 | STD |
| Motor H4B.400 | 898 | 3 | 66 kW (90 PS) | CAPTUR 0.9 TCe 90, CLIO Grandtour IV 0.9 TCe 90, CLIO IV 0.9 TCe 90 | 11/12 | 72,200 | 1,20 1,50 2,00 | 910 IF NIT S PVD 931 CR 777 NIT S PVD | | 120 038 0021 00 21 | 1 | STD 0,50 |
| Motor H4B.401 | 898 | 3 | 66 kW (90 PS) | TWINGO III 0.9 TCe 90 | 09/14- | | | | | | | |
| Motor H4D.400 | 999 | 3 | 52 kW (71 PS) | TWINGO III 1.0 SCe 70 | 09/14- | | | | | | | |
| Motor H5F.400 | 1197 | 4 | 85 kW (116 PS) | KANGOO Express 1.2 TCe 115, GRAND KANGOO 1.2 TCe 115, SCÉNIC III 1.2 TCe, MEGANE III 1.2 TCe, MEGANE III Grandtour 1.2 TCe, GRAND SCÉNIC III 1.2 TCe | 04/12- | | | | | | | |
| Motor H5F.403 | 1197 | 4 | 88 kW (120 PS) | CAPTUR 1.2 TCe 120, CLIO Grandtour IV 1.2 TCe 120, CLIO IV 1.2 TCe 120 | 03/13- | | | | | | | |
| Motor H5F.404 | 1197 | 4 | 97 kW (132 PS) | GRAND SCÉNIC III 1.2 TCe, MEGANE CC 1.2 TCe, MEGANE III Coupe 1.2 TCe, MEGANE III Grandtour 1.2 TCe, MEGANE III Schrägheck 1.2 TCe, SCÉNIC III 1.2 TCe | 01/13- | | | | | | | |
| Motor H5F.408 | 1197 | 4 | 96 kW (130 PS) | KADJAR 1.2 TCe 130 | 06/15- | | | | | | | |
| Motor 810 B 7 C 7 F 7 | 1289 | 4 | 31-50 kW (42-68 PS) | R 5, R 12, R 15, R 1224, R 1330, R 1337, Dacia | 69-84 | 73,000 | 1,75 2,00 4,00 | 910 CR S 911 FE 777 CR S | | 120 038 0008 00 | 1 | STD |
| Motor 810 B 7 C 7 | 1289 | 4 | 27-44 kW (37-60 PS) | R 5, R 6, R 10, R 12, R 1192, R 1170, R 1171, R 1337, R 2126, R 2136, R 2137 | 69-80 | 73,000 | 1,75 2,00 4,00 | 910 CR S 930 P 777 CR S | | 120 038 0027 00 | 1 | STD |
| Motor C 3 G | 1239 | 4 | 40 kW (55 PS) | Clio, Express, Rapid, Twingo | 93- | 74,000 | 1,50 1,75 3,00 | 910 IF CR S 931 P 777 CR S | | 120 038 0033 00 | 1 | STD |
| Motor 129 A 7.00 XZ 7 R | 1219 | 4 | 42/51 kW (57/71 PS) | R 14 | 76-83 | 75,000 | 1,75 2,00 4,00 | 910 IF CR S 931 FE 777 CR S | | 120 038 0018 00 | 1 | STD |
| Motor 150 A 700 159 X5 J | 1360 | 4 | 44/52 kW (57/71 PS) | R 14 | 79-83 | | | | | | | |
| Motor E 6 J, R 7 J, E 7 J | 1390 | 4 | 55-59 kW (75-80 PS) | Clio, Express, Kangoo, R 19 1.4 | 91- | 75,800 | 1,50 1,75 3,00 | 910 IF CR S 911 FE 777 CR S | | 120 038 0003 00 | 1 | STD |
| Motor E 7 F | 1171 | 4 | 44 kW 60 PS | Clio 1.2 | 95 - | | | | | | | |



RENAULT

Globally reliable

| | ccm | | | | | | | | | | | |
|---|------|---|----------------------------|--|--------|--------|----------------------|-----------------------------------|--|-----------------|---|-----|
| Dieselmotor K9K.608, K9K.628 from Euro 6 version | 1461 | 4 | 55 kW - 66 kW (75-90 PS) | CLIO IV 1.5 dCi 90, KANGOO / GRAND KANGOO 1.5 dCi, KANGOO Express 1.5 dCi, CAPTUR 1.5 dCi 90 | 06/09- | 76,000 | 1,75 1,75 2,00 | 913 PVD 911 IF U 947 EX CR | | 120 038 0058 00 | 1 | STD |
| Dieselmotor K9K.646 from Euro 6 version | 1461 | 4 | 70 kW - 81 kW (95-110 PS) | CLIO IV 1.5 dCi 110, CLIO IV Grandtour 1.5 dCi 110, GRAND SCÉNIC IV 1.5 dCi 110, KADJAR 1.5 dCi 110, KANGOO / GRAND KANGOO 1.5 dCi 110, MEGANE IV 1.5 dCi 110, SCÉNIC IV 1.5 dCi 110, SCÉNIC IV 1.5 dCi 95, TALISMAN 1.5 dCi 110, TALISMAN Grandtour 1.5 dCi 110 | 03/13 | | | | | | | |
| Dieselmotor K9K.647 from Euro 6 version | 1461 | 4 | 67 kW - 81 kW (91-110 PS) | GRAND SCÉNIC IV 1.5 dCi 110, KADJAR 1.5 dCi 110, KANGOO / GRAND KANGOO 1.5 dCi, KANGOO Express 1.5 dCi 110, SCÉNIC IV 1.5 dCi 110, TALISMAN 1.5 dCi 110, TALISMAN Grandtour 1.5 dCi 110 | 03/13 | | | | | | | |
| Dieselmotor K9K.657 from Euro 6 version | 1461 | 4 | 81 kW (110 PS) | SCÉNIC III 1.5 dCi, MEGANE IV Grandtour 1.5 dCi 110, MEGANE IV 1.5 dCi 110, FLUENCE 1.5 dCi | 04/09- | | | | | | | |
| Dieselmotor K9K.836, K9K.837, K9K.636 from Euro 6 version | 1461 | 4 | 78 kW - 81 kW (106-110 PS) | SCÉNIC III 1.5 dCi, MEGANE III 1.5 dCi, MEGANE CC 1.5 dCi, GRAND SCÉNIC III 1.5 dCi, FLUENCE 1.5 dCi | 02/09 | | | | | | | |
| Motor 847 , C 1 J C 16, J L 17 C 2 J, C 3 J, J J 15 | 1397 | 4 | 43-53 kW (59 - 72 PS) | R 5, R 9, R 11, R 19 | 78-85 | 76,000 | 1,75 2,00 4,00 | 910 IF CR S 931 FE 777 CR S | | 120 038 0010 00 | 1 | STD |












| | ccm | | | | | | | | | | | |
|--|------|---|----------------|---|-------------|--------|--------------|-----------------------------|--|--------------------|---|----------|
| Dieselmotor K9K.608 | 1461 | 4 | 66 kW (90 PS) | CLIO Grandtour IV 1.5 dCi 90 | 01/13- | 76,000 | 2,00 | 910 IF CKS | | 120 038 0014 00 21 | 1 | STD 0,50 |
| Dieselmotor K9K.608 | 1461 | 4 | 66 kW (90 PS) | CLIO IV 1.5 dCi 90 | 11/12- | | 2,00 2,50 | 911 IF U.P. 947 EX NIT S | | | | |
| Dieselmotor K9K.608, K9K.802 | 1461 | 4 | 55 kW (75 PS) | KANGOO / GRAND KANGOO (KW0/1_) 1.5 dCi | 11/12- | | | | | | | |
| Dieselmotor K9K.612 | 1461 | 4 | 55 kW (75 PS) | CLIO Grandtour IV 1.5 dCi 75 | 01/13- | | | | | | | |
| Dieselmotor K9K.612 | 1461 | 4 | 55 kW (75 PS) | CLIO IV 1.5 dCi 75 | 11/12- | | | | | | | |
| Dieselmotor K9K.636 | 1461 | 4 | 81 kW (110 PS) | KANGOO / GRAND KANGOO (KW0/1_) 1.5 dCi 110 | 03/13- | | | | | | | |
| Dieselmotor K9K.636, K9K.836, K9K.837 | 1461 | 4 | 81 kW (110 PS) | GRAND SCÉNIC III (JZ0/1_) 1.5 dCi | 04/09- | | | | | | | |
| Dieselmotor K9K.636, K9K.836, K9K.837 | 1461 | 4 | 81 kW (110 PS) | SCÉNIC III (JZ0/1_) 1.5 dCi | 04/09- | | | | | | | |
| Dieselmotor K9K.636, K9K.836, K9K.837, K9K.846 | 1461 | 4 | 81 kW (110 PS) | MEGANE III Grandtour (KZ0/1) 1.5 dCi (KZ09, KZ0D, KZ1G, KZ1M, KZ1W) | 02/09- | | | | | | | |
| Dieselmotor K9K.636, K9K.836, K9K.837, K9K.846 | 1461 | 4 | 81 kW (110 PS) | MEGANE III Schrägheck (BZ0_) 1.5 dCi (BZ09, BZ0D) | 02/09- | | | | | | | |
| Dieselmotor K9K.700 | 1461 | 4 | 50 kW (68 PS) | CLIO II (BB0/1/2_, CB0/1/2_) 1.5 dCi (B/C2J) | 08/04- | | | | | | | |
| Dieselmotor K9K.700 | 1461 | 4 | 48 kW (65 PS) | THALIA I (LB0/1/2_) 1.5 dCi | 04/02- | | | | | | | |
| Dieselmotor K9K.700, K9K.702, K9K.704 | 1461 | 4 | 48 kW (65 PS) | KANGOO Rapid (FC0/1_) 1.5 dCi (FC07, FC1R) | 12/01- | | | | | | | |
| Dieselmotor K9K.700, K9K.704 | 1461 | 4 | 48 kW (65 PS) | CLIO II (BB0/1/2_, CB0/1/2_) 1.5 dCi (B/CB07) | 06/01- | | | | | | | |
| Dieselmotor K9K.700, K9K.704 | 1461 | 4 | 48 kW (65 PS) | CLIO II Kasten (SB0/1/2_) 1.5 dCi (SB07) | 06/01- | | | | | | | |
| Dieselmotor K9K.700, K9K.704 | 1461 | 4 | 48 kW (65 PS) | KANGOO (KC0/1_) 1.5 dCi (KC07) | 12/01- | | | | | | | |
| Dieselmotor K9K.700, K9K.714 | 1461 | 4 | 50 kW (68 PS) | THALIA I (LB0/1/2_) 1.5 dCi | 02/03- | | | | | | | |
| Dieselmotor K9K.702 | 1461 | 4 | 59 kW (80 PS) | CLIO II (BB0/1/2_, CB0/1/2_) 1.5 dCi (B/CB03) | 06/01-10/03 | | | | | | | |
| Dieselmotor K9K.702 | 1461 | 4 | 60 kW (82 PS) | CLIO II (BB0/1/2_, CB0/1/2_) 1.5 dCi (B/CB08) | 06/01- | | | | | | | |
| Dieselmotor K9K.702 | 1461 | 4 | 60 kW (82 PS) | THALIA I (LB0/1/2_) 1.5 dCi | 06/01- | | | | | | | |
| Dieselmotor K9K.702, K9K.710 | 1461 | 4 | 60 kW (82 PS) | KANGOO (KC0/1_) 1.5 dCi (KC08, KC09) | 07/02- | | | | | | | |
| Dieselmotor K9K.702, K9K.710 | 1461 | 4 | 60 kW (82 PS) | KANGOO Rapid (FC0/1_) 1.5 dCi (FC08, FC09) | 04/03- | | | | | | | |
| Dieselmotor K9K.704 | 1461 | 4 | 42 kW (57 PS) | CLIO II (BB0/1/2_, CB0/1/2_) 1.5 dCi | 06/01-12/06 | | | | | | | |
| Dieselmotor K9K.704 | 1461 | 4 | 42 kW (57 PS) | KANGOO (KC0/1_) 1.5 dCi | 07/03- | | | | | | | |
| Dieselmotor K9K.704 | 1461 | 4 | 42 kW (57 PS) | KANGOO Rapid (FC0/1_) 1.5 dCi (FC1R) | 12/02- | | | | | | | |
| Dieselmotor K9K.712 | 1461 | 4 | 74 kW (100 PS) | CLIO II (BB0/1/2_, CB0/1/2_) 1.5 dCi | 01/04- | | | | | | | |
| Dieselmotor K9K.714 | 1461 | 4 | 50 kW (68 PS) | CLIO II (BB0/1/2_, CB0/1/2_) 1.5 dCi (B/C2J) | 08/04- | | | | | | | |
| Dieselmotor K9K.714 | 1461 | 4 | 50 kW (68 PS) | KANGOO (KC0/1_) 1.5 dCi | 06/05- | | | | | | | |
| Dieselmotor K9K.714 | 1461 | 4 | 50 kW (68 PS) | KANGOO Rapid (FC0/1_) 1.5 dCi (FC1E) | 06/05- | | | | | | | |
| Dieselmotor K9K.714, K9K.768 | 1461 | 4 | 50 kW (68 PS) | CLIO Grandtour (KR0/1_) 1.5 dCi (KR0G) | 02/08- | | | | | | | |
| Dieselmotor K9K.714, K9K.768 | 1461 | 4 | 50 kW (68 PS) | CLIO III (BR0/1, CR0/1) 1.5 dCi (C/BR1G) | 06/05- | | | | | | | |
| Dieselmotor K9K.716 | 1461 | 4 | 45 kW (61 PS) | KANGOO Rapid (FC0/1_) 1.5 dCi | 10/05- | | | | | | | |
| Dieselmotor K9K.718 | 1461 | 4 | 62 kW (84 PS) | CLIO II (BB0/1/2_, CB0/1/2_) 1.5 dCi (B/CB3N) | 02/07- | | | | | | | |
| Dieselmotor K9K.718 | 1461 | 4 | 62 kW (84 PS) | KANGOO (KC0/1_) 1.5 dCi | 06/05- | | | | | | | |
| Dieselmotor K9K.718 | 1461 | 4 | 62 kW (81 PS) | KANGOO Rapid (FC0/1_) 1.5 dCi (FC1G) | 06/05- | | | | | | | |
| Dieselmotor K9K.718 | 1461 | 4 | 62 kW (84 PS) | THALIA II (LU1/2_) 1.5 dCi | 09/08- | | | | | | | |



RENAULT

Globally reliable

| Dieselmotor K9K.718 | 1461 | 4 | 62 kW (84 PS) | TWINGO II (CN0_) 1.5 dCi (CN0U) | 04/08- | | | | | | |
|------------------------------|------|---|----------------|---|--------|--|--|--|--|--|--|
| Dieselmotor K9K.722 | 1461 | 4 | 60 kW (82 PS) | MEGANE II (BM0/1_, CM0/1_) 1.5 dCi (BM0F, CM0F) | 11/02- | | | | | | |
| Dieselmotor K9K.722 | 1461 | 4 | 60 kW (82 PS) | MEGANE II Grandtour (KM0/1_) 1.5 dCi | 08/03- | | | | | | |
| Dieselmotor K9K.722 | 1461 | 4 | 60 kW (82 PS) | MEGANE II Stufenheck (LM0/1_) 1.5 dCi | 09/03- | | | | | | |
| Dieselmotor K9K.722 | 1461 | 4 | 60 kW (82 PS) | SCÉNIC II (JM0/1_) 1.5 dCi (JM0F) | 06/03- | | | | | | |
| Dieselmotor K9K.724 | 1461 | 4 | 63 kW (86 PS) | MEGANE II (BM0/1_, CM0/1_) 1.5 dCi | 05/05- | | | | | | |
| Dieselmotor K9K.724 | 1461 | 4 | 63 kW (86 PS) | MEGANE II Grandtour (KM0/1_) 1.5 dCi | 05/05- | | | | | | |
| Dieselmotor K9K.724 | 1461 | 4 | 63 kW (86 PS) | MEGANE II Stufenheck (LM0/1_) 1.5 dCi | 05/05- | | | | | | |
| Dieselmotor K9K.724 | 1461 | 4 | 63 kW (86 PS) | SCÉNIC II (JM0/1_) 1.5 dCi (JM1F) | 05/05- | | | | | | |
| Dieselmotor K9K.728 | 1461 | 4 | 74 kW (101 PS) | GRAND SCÉNIC II (JM0/1_) 1.5 dCi (JM02, JM13) | 04/04- | | | | | | |
| Dieselmotor K9K.728 | 1461 | 4 | 76 kW (103 PS) | MEGANE II Grandtour (KM0/1_) 1.5 dCi (KM13) | 01/07- | | | | | | |
| Dieselmotor K9K.728, K9K.729 | 1461 | 4 | 74 kW (101 PS) | MEGANE II (BM0/1_, CM0/1_) 1.5 dCi | 10/03- | | | | | | |
| Dieselmotor K9K.728, K9K.729 | 1461 | 4 | 74 kW (101 PS) | MEGANE II Grandtour (KM0/1_) 1.5 dCi | 02/04- | | | | | | |
| Dieselmotor K9K.728, K9K.729 | 1461 | 4 | 74 kW (101 PS) | MEGANE II Stufenheck (LM0/1_) 1.5 dCi | 02/04- | | | | | | |
| Dieselmotor K9K.728, K9K.729 | 1461 | 4 | 74 kW (101 PS) | SCÉNIC II (JM0/1_) 1.5 dCi (JM02, JM13) | 11/03- | | | | | | |
| Dieselmotor K9K.732 | 1461 | 4 | 78 kW (106 PS) | MEGANE II Coupé-Cabriolet (EM0/1_) 1.5 dCi (EM1E) | 03/06- | | | | | | |
| Dieselmotor K9K.732 | 1461 | 4 | 78 kW (106 PS) | MEGANE II Stufenheck (LM0/1_) 1.5 dCi | 05/05- | | | | | | |
| Dieselmotor K9K.732 | 1461 | 4 | 78 kW (106 PS) | SCÉNIC II (JM0/1_) 1.5 dCi (JM1E) | 05/05- | | | | | | |
| Dieselmotor K9K.732, K9K.734 | 1461 | 4 | 78 kW (106 PS) | MEGANE II (BM0/1_, CM0/1_) 1.5 dCi | 05/05- | | | | | | |
| Dieselmotor K9K.732, K9K.734 | 1461 | 4 | 78 kW (106 PS) | MEGANE II Grandtour (KM0/1_) 1.5 dCi (KM16, KM1E) | 05/05- | | | | | | |
| Dieselmotor K9K.734 | 1461 | 4 | 76 kW (103 PS) | GRAND SCÉNIC II (JM0/1_) 1.5 dCi | 06/06- | | | | | | |
| Dieselmotor K9K.734 | 1461 | 4 | 76 kW (103 PS) | MEGANE II (BM0/1_, CM0/1_) 1.5 dCi | 01/07- | | | | | | |
| Dieselmotor K9K.734 | 1461 | 4 | 76 kW (103 PS) | MEGANE II Coupé-Cabriolet (EM0/1_) 1.5 dCi (EM16) | 01/07- | | | | | | |
| Dieselmotor K9K.734 | 1461 | 4 | 76 kW (103 PS) | MEGANE II Stufenheck (LM0/1_) 1.5 dCi | 01/07- | | | | | | |
| Dieselmotor K9K.734 | 1461 | 4 | 76 kW (103 PS) | SCÉNIC II (JM0/1_) 1.5 dCi (JM16) | 01/07- | | | | | | |
| Dieselmotor K9K.740 | 1461 | 4 | 47 kW (64 PS) | CLIO II (BB0/1/2_, CB0/1/2_) 1.5 dCi (B/CB3M) | 06/05- | | | | | | |
| Dieselmotor K9K.740 | 1461 | 4 | 47 kW (64 PS) | THALIA I (LB0/1/2_) 1.5 dCi | 06/05- | | | | | | |
| Dieselmotor K9K.740 | 1461 | 4 | 47 kW (64 PS) | TWINGO II (CN0_) 1.5 dCi (CN0E) | 03/07- | | | | | | |
| Dieselmotor K9K.750 | 1461 | 4 | 60 kW (82 PS) | MODUS / GRAND MODUS (F/JP0_) 1.5 dCi (FP0D, JP0D) | 09/04- | | | | | | |
| Dieselmotor K9K.750 | 1461 | 4 | 65 kW (88 PS) | MODUS / GRAND MODUS (F/JP0_) 1.5 dCi 90 | 10/10- | | | | | | |
| Dieselmotor K9K.752 | 1461 | 4 | 48 kW (68 PS) | CLIO Grandtour (KR0/1_) 1.5 dCi | 02/10- | | | | | | |
| Dieselmotor K9K.752 | 1461 | 4 | 47 kW (64 PS) | CLIO III (BR0/1, CR0/1) 1.5 dCi | 06/05- | | | | | | |
| Dieselmotor K9K.752 | 1461 | 4 | 48 kW (65 PS) | CLIO III (BR0/1, CR0/1) 1.5 dCi | 05/05- | | | | | | |
| Dieselmotor K9K.752 | 1461 | 4 | 48 kW (62 PS) | MODUS / GRAND MODUS (F/JP0_) 1.5 dCi (FP0E, JP0E) | 12/04- | | | | | | |
| Dieselmotor K9K.760, K9K.766 | 1461 | 4 | 63 kW (86 PS) | MODUS / GRAND MODUS (F/JP0_) 1.5 dCi (FP0F, JP0F) | 12/04- | | | | | | |
| Dieselmotor K9K.762, K9K.768 | 1461 | 4 | 50 kW (68 PS) | MODUS / GRAND MODUS (F/JP0_) 1.5 dCi (FP0G, JP0G) | 12/04- | | | | | | |
| Dieselmotor K9K.764 | 1461 | 4 | 78 kW (106 PS) | CLIO Grandtour (KR0/1_) 1.5 dCi (KR0H) | 02/08- | | | | | | |
















|  | ccm |  |  |  |  |  |  |  |  |  |  |
|---|------|---|---|---|---|--|---|---|---|---|---|
| Dieselmotor K9K.764 | 1461 | 4 | 78 kW (106 PS) | CLIO III (BR0/1, CR0/1) 1.5 dCi (BR0H, CR0H) | 06/05- | | | | | | |
| Dieselmotor K9K.764 | 1461 | 4 | 78 kW (106 PS) | MODUS / GRAND MODUS (F/JP0_) 1.5 dCi (JP0G, JP0H) | 05/05- | | | | | | |
| Dieselmotor K9K.766 | 1461 | 4 | 63 kW (86 PS) | CLIO Grandtour (KR0/1_) 1.5 dCi (KR0F) | 02/08- | | | | | | |
| Dieselmotor K9K.766 | 1461 | 4 | 63 kW (86 PS) | CLIO III (BR0/1, CR0/1) 1.5 dCi (BR17, CR17) | 06/05- | | | | | | |
| Dieselmotor K9K.770 | 1461 | 4 | 65 kW (88 PS) | CLIO III (BR0/1, CR0/1) 1.5 dCi | 08/10- | | | | | | |
| Dieselmotor K9K.770 | 1461 | 4 | 55 kW (75 PS) | CLIO III (BR0/1, CR0/1) 1.5 dCi | 08/10- | | | | | | |
| Dieselmotor K9K.770 | 1461 | 4 | 55 kW (75 PS) | MODUS / GRAND MODUS (F/JP0_) 1.5 dCi 75 | 10/10- | | | | | | |
| Dieselmotor K9K.770, K9K.772 | 1461 | 4 | 65 kW (88 PS) | CLIO Grandtour (KR0/1_) 1.5 dCi | 08/10- | | | | | | |
| Dieselmotor K9K.780 | 1461 | 4 | 81 kW (110 PS) | LAGUNA III (BT0/1) 1.5 dCi (BT0A, BT0A, BT0T, BT1J) | 10/07- | | | | | | |
| Dieselmotor K9K.780 | 1461 | 4 | 81 kW (110 PS) | LAGUNA III Grandtour (KT0/1) 1.5 dCi (KT0A) | 10/07- | | | | | | |
| Dieselmotor K9K.782 | 1461 | 4 | 81 kW (110 PS) | LATITUDE (L70_) 1.5 dCi (L70R) | 07/10- | | | | | | |
| Dieselmotor K9K.790, K9K.794 | 1461 | 4 | 48 kW (65 PS) | LOGAN (LS_) 1.5 dCi | 06/11- | | | | | | |
| Dieselmotor K9K.790, K9K.794 | 1461 | 4 | 48 kW (65 PS) | LOGAN Kombi (KS_) 1.5 dCi | 06/11- | | | | | | |
| Dieselmotor K9K.792 | 1461 | 4 | 50 kW (68 PS) | LOGAN (LS_) 1.5 dCi | 04/07- | | | | | | |
| Dieselmotor K9K.792 | 1461 | 4 | 50 kW (68 PS) | LOGAN Kombi (KS_) 1.5 dCi | 04/07- | | | | | | |
| Dieselmotor K9K.796 | 1461 | 4 | 63 kW (86 PS) | LOGAN (LS_) 1.5 dCi | 02/08- | | | | | | |
| Dieselmotor K9K.796 | 1461 | 4 | 63 kW (86 PS) | LOGAN Kombi (KS_) 1.5 dCi | 02/08- | | | | | | |
| Dieselmotor K9K.800 | 1461 | 4 | 50 kW (68 PS) | KANGOO / GRAND KANGOO (KW0/1_) 1.5 dCi (KW0A) | 02/08- | | | | | | |
| Dieselmotor K9K.800 | 1461 | 4 | 50 kW (68 PS) | KANGOO Express (FW0/1_) 1.5 dCi | 02/08- | | | | | | |
| Dieselmotor K9K.800, K9K.802 | 1461 | 4 | 63 kW (86 PS) | KANGOO Express (FW0/1_) 1.5 dCi 85 (FW0A, FW0B) | 02/08- | | | | | | |
| Dieselmotor K9K.802 | 1461 | 4 | 63 kW (86 PS) | KANGOO / GRAND KANGOO (KW0/1_) 1.5 dCi (KW0B) | 02/08- | | | | | | |
| Dieselmotor K9K.802 | 1461 | 4 | 55 kW (75 PS) | KANGOO BE BOP (KW0/1_) 1.5 dCi 75 | 09/10- | | | | | | |
| Dieselmotor K9K.804 | 1461 | 4 | 80 kW (110 PS) | KANGOO / GRAND KANGOO (KW0/1_) 1.5 dCi 110 | 09/10- | | | | | | |
| Dieselmotor K9K.804 | 1461 | 4 | 80 kW (110 PS) | KANGOO BE BOP (KW0/1_) 1.5 dCi | 06/09- | | | | | | |
| Dieselmotor K9K.804 | 1461 | 4 | 80 kW (110 PS) | KANGOO Express (FW0/1_) 1.5 dCi 110 | 09/10- | | | | | | |
| Dieselmotor K9K.804, K9K.806 | 1461 | 4 | 76 kW (103 PS) | KANGOO / GRAND KANGOO (KW0/1_) 1.5 dCi (KW0C, KW0F) | 02/08- | | | | | | |
| Dieselmotor K9K.806 | 1461 | 4 | 76 kW (103 PS) | KANGOO BE BOP (KW0/1_) 1.5 dCi (KW0F) | 02/09- | | | | | | |
| Dieselmotor K9K.806 | 1461 | 4 | 76 kW (103 PS) | KANGOO Express (FW0/1_) 1.5 dCi (FW0F) | 02/08- | | | | | | |
| Dieselmotor K9K.808 | 1461 | 4 | 66 kW (90 PS) | KANGOO / GRAND KANGOO (KW0/1_) 1.5 dCi | 11/12- | | | | | | |
| Dieselmotor K9K.808 | 1461 | 4 | 66 kW (90 PS) | KANGOO BE BOP (KW0/1_) 1.5 dCi (KW0G) | 06/09- | | | | | | |
| Dieselmotor K9K.808 | 1461 | 4 | 55 kW (75 PS) | KANGOO Express (FW0/1_) 1.5 dCi 75 | 09/10- | | | | | | |
| Dieselmotor K9K.808 | 1461 | 4 | 66 kW (90 PS) | KANGOO Express (FW0/1_) 1.5 dCi 90 (FW0G) | 06/09- | | | | | | |
| Dieselmotor K9K.820 | 1461 | 4 | 55 kW (75 PS) | TWINGO II (CN0_) 1.5 dCi 75 | 10/10- | | | | | | |
| Dieselmotor K9K.820 | 1461 | 4 | 63 kW (86 PS) | TWINGO II (CN0_) 1.5 dCi 90 | 10/10- | | | | | | |
| Dieselmotor K9K.830 | 1461 | 4 | 63 kW (86 PS) | FLUENCE (L30_) 1.5 dCi (L30A) | 02/10- | | | | | | |
| Dieselmotor K9K.830 | 1461 | 4 | 63 kW (86 PS) | GRAND SCÉNIC III (JZ0/1_) 1.5 dCi | 04/09- | | | | | | |
| Dieselmotor K9K.830 | 1461 | 4 | 63 kW (86 PS) | MEGANE III Schrägheck (BZ0_) 1.5 dCi | 12/09- | | | | | | |



RENAULT

Globally reliable

| | ccm | | | | | | | | | | | |
|------------------------------|------|---|---------------------------|--|---------|--------|----------------------|------------------------------------|--|-----------------------|---|-------------|
| Dieselmotor K9K.830 | 1461 | 4 | 63 kW (86 PS) | SCÉNIC III (JZ0/1_) 1.5 dCi | 04/09- | | | | | | | |
| Dieselmotor K9K.832 | 1461 | 4 | 78 kW (106 PS) | FLUENCE (L30_) 1.5 dCi (L30B) | 02/10- | | | | | | | |
| Dieselmotor K9K.832 | 1461 | 4 | 78 kW (106 PS) | GRAND SCÉNIC III (JZ0/1_) 1.5 dCi | 02/09- | | | | | | | |
| Dieselmotor K9K.832 | 1461 | 4 | 78 kW (106 PS) | SCÉNIC III (JZ0/1_) 1.5 dCi | 02/09- | | | | | | | |
| Dieselmotor K9K.834 | 1461 | 4 | 66 kW (90 PS) | FLUENCE (L30_) 1.5 dCi (L30S) | 02/10- | | | | | | | |
| Dieselmotor K9K.834 | 1461 | 4 | 66 kW (90 PS) | MEGANE III Grandtour (KZ0/1) 1.5 dCi (KZ0C, KZ1A) | 05/09- | | | | | | | |
| Dieselmotor K9K.836, K9K.837 | 1461 | 4 | 81 kW (110 PS) | FLUENCE (L30_) 1.5 dCi (L30D, L30L) | 02/10- | | | | | | | |
| Dieselmotor K9K.836, K9K.846 | 1461 | 4 | 78 kW (106 PS) | MEGANE III Grandtour (KZ0/1) 1.5 dCi (KZ1M, KZ1W) | 02/09- | | | | | | | |
| Dieselmotor K9K.837 | 1461 | 4 | 81 kW (110 PS) | MEGANE CC (EZ0/1_) 1.5 dCi (EZ09, EZ1G, EZ0D) | 06/10- | | | | | | | |
| Dieselmotor K9K.837, K9K.836 | 1461 | 4 | 81 kW (110 PS) | MEGANE III Coupe (DZ0/1_) 1.5 dCi (DZ09, DZ0D, DZ1F, DZ1G) | 02/09- | | | | | | | |
| Dieselmotor K9K.846 | 1461 | 4 | 70 kW (95 PS) | GRAND SCÉNIC III (JZ0/1_) 1.5 dCi | 11/10- | | | | | | | |
| Dieselmotor K9K.846 | 1461 | 4 | 81 kW (110 PS) | LAGUNA Coupe (DT0/1) 1.5 dCi | 03/12- | | | | | | | |
| Dieselmotor K9K.846 | 1461 | 4 | 70 kW (95 PS) | SCÉNIC III (JZ0/1_) 1.5 dCi | 11/10- | | | | | | | |
| Motor 807 821 | 1565 | 4 | 49 - 63 kW (66 - 85 PS) | R 16, R 18 | 71 - 86 | 77,000 | 1,75 2,00 4,00 | 910 IF CR S 930 FE 947 EX FE | | 120 038 0011 00 | 1 | STD |
| Motor H4J 700 | 1397 | 4 | 96 kW (131 PS) | SCÉNIC III (JZ0/1_) 1.4 16V (JZ0F), MEGANE III Schrägheck (BZ0_) 1.4 TCe (BZ0F, BZ1V), MEGANE III Grandtour (KZ0/1) 1.4 TCe (KZ0F, KZ1V), MEGANE III Coupe (DZ0/1_) 1.4 TCe (DZ0F, DZ1V), MEGANE CC (EZ0/1_) 1.4 TCe (EZ0F, EZ1V), GRAND SCÉNIC III (JZ0/1_) 1.4 16V (JZ0F) | 02/09- | 78,000 | 1,20 1,20 2,00 | 910 IF NIT S 911 P 777 NIT S | | 120 038 0015 00 21 | 1 | STD 0,50 |
| Dieselmotor F 8 D F 8 M | 1596 | 4 | 40,5 kW (55 PS) | R 5, R 9, R 11, Express | 11/85- | 78,000 | 2,00 2,00 3,00 | 910 CR S 911 FE 947 EX CR | | 120 038 0028 00 21 | 1 | STD 0,50 |
| Motor 841 843 C 7, D 7 | 1647 | 4 | 58 - 70,5 kW (79 - 96 PS) | Fuego, R 16, R 18, Alpine A 310 | 78-86 | 79,000 | 1,75 2,00 4,00 | 910 IF CR S 931 P 777 CR S | | 120 038 0019 00 | 1 | STD |
| Motor K4J, K4M | 1596 | 4 | 77 kW 105 PS | Logan 1.6 MPI 16 V | | 79,500 | 1,20 1,50 | 910 CR S 931 P | | 120 038 0043 00 | 1 | STD |
| Motor K4J, K4M | 1390 | 4 | 70 kW (95 PS) | Megane 1.4 16V, Scenic 1.4 16V, 6 MPI | | | 2,50 | 777 NIT S | | | | |
| Motor K 4 J | 1390 | 4 | 72 kW 98 PS | Clio, Logan 1.4 MPI | 99 - | 79,500 | 1,50 | 910 NIT S 931 P | | 120 038 0042 00 21 | 1 | STD 0,50 |
| Motor K 4 M K 7 M | 1598 | 4 | 79 - 85 kW 107 - 115 PS | Clio, Kangoo, Megane, Modus, Scenic 1.6 Logan 1.6 MPI | 97 - | | 2,50 | 777 CR S | | | | |

|  | ccm |  |  |  |  |  |  |  |  |  |  | |
|---|------|---|---|---|---|--|---|---|---|---|---|-----------------------------|
| Dieselmotor R9M.402, R9M.404 from 30.09.2013 | 1598 | 4 | 96 kW (130 PS) | SCÉNIC III 1.6 dCi, MEGANE III 1.6 dCi, MEGANE CC 1.6 dCi, GRAND SCÉNIC III 1.6 dCi, FLUENCE 1.6 dCi | 04/11- | 80,000 | 2,00 1,75 2,00 | 913 PVD 911 IF U 947 EX NIT S |  | 120 038 0023 00 21 | 1 | STD 0,50 |
| Dieselmotor R9M.408 | 1598 | 4 | 66 kW - 85 kW (90 - 116 PS) | TRAFIC III 1.6 dCi 90, TRAFIC III 1.6 dCi 115 | 05/14- | | | | | | | |
| Dieselmotor R9M.409 | 1598 | 4 | 96 kW (130 PS) | ESPACE V 1.6 dCi 130, MEGANE IV 1.6 dCi 130, MEGANE IV Grandtour 1.6 dCi 130, TALISMAN 1.6 dCi 130, TALISMAN Grandtour 1.6 dCi 130 | 06/15- | | | | | | | |
| Dieselmotor R9M.413 | 1598 | 4 | 70 kW (95 PS) | TRAFIC III Bus 1.6 dCi 95 | 07/15- | | | | | | | |
| Dieselmotor R9M.414 | 1598 | 4 | 96 kW (130 PS) | KADJAR 1.6 dCi 130 | 06/15- | | | | | | | |
| Dieselmotor R9M.450 | 1598 | 4 | 88 kW - 103 kW (120 - 140 PS) | TRAFIC III 1.6 dCi 120, TRAFIC III 1.6 dCi 140 | 05/14- | | | | | | | |
| Dieselmotor R9M.452, R9M.453 | 1598 | 4 | 92 kW - 118 kW (125 - 160 PS) | TRAFIC III 1.6 dCi 125, TRAFIC III 1.6 dCi 145, TALISMAN Grandtour 1.6 dCi 160, TALISMAN 1.6 dCi 160, ESPACE V 1.6 dCi 160 | 06/15- | | | | | | | |
| Dieselmotor F8Q | 1870 | 4 | 40-48 kW (55-65 PS) | Clio, Express, Kangoo, Megane, Rapid, R 19, R 21 1.9 D | 91- | 80,000 | 2,00 2,00 3,00 | 910 CR S 911 FE 947 EX CR |  | 120 038 0030 00 21 28 29 | 1 | STD 0,50 0,80 1,00 |
| Dieselmotor R9M.402, R9M.404 till 30.09.2013 | 1598 | 4 | 96 kW (130 PS) | SCÉNIC III 1.6 dCi, MEGANE III 1.6 dCi, MEGANE CC 1.6 dCi, GRAND SCÉNIC III 1.6 dCi, FLUENCE 1.6 dCi | 04/11- | 80,000 | 2,50 2,00 2,00 | 913 CDS 911 IFU MO 947 EX NIT S |  | 120 038 0024 00 | 1 | STD |
| Dieselmotor F8Q | 1870 | 4 | 66 - 70 kW 90 - 95 PS | Megane, Scenic, R 19 Turbo | 91 - | 80,000 | 2,50 2,00 3,00 | 914 CR 911 FE 947 EX CR |  | 120 038 0035 00 21 | 1 | STD 0,50 |



RENAULT

Globally reliable

| | ccm | | | | | | | | | | |
|---|------|---|-----------------|---|-------------|--------|----------------------|--------------------------------------|--|-----------------------|------------------|
| Dieselmotor F9Q.650 | 1870 | 4 | 88 kW (120 PS) | LAGUNA II (BG0/1_) 1.9 dCi (BG08, BG0G) | 03/01- | 80,000 | 2,50 2,00 3,00 | 910 IF CR 911 IF U.P 947 EX CR | | 120 038 0044 00 21 | 1 STD 0,50 |
| Dieselmotor F9Q.650 F9Q.670 F9Q.674 F9Q.750 | 1870 | 4 | 88 kW (120 PS) | LAGUNA II (BG0/1_) 1.9 dCi (BG08, BG0G) | 03/01- | | | | | | |
| Dieselmotor F9Q.664 | 1870 | 4 | 68 kW (92 PS) | LAGUNA II (BG0/1_) 1.9 dCi (BG05) | 03/04- | | | | | | |
| Dieselmotor F9Q.664 | 1870 | 4 | 68 kW (92 PS) | LAGUNA II Grandtour (KG0/1_) 1.9 dCi (KG05) | 03/04- | | | | | | |
| Dieselmotor F9Q.670 F9Q.674 F9Q.750 | 1870 | 4 | 88 kW (120 PS) | LAGUNA II Grandtour (KG0/1_) 1.9 dCi (KG0G) | 03/01- | | | | | | |
| Dieselmotor F9Q.674 | 1870 | 4 | 88 kW (120 PS) | LAGUNA II Grandtour (KG0/1_) 1.9 dCi (KG0G) | 03/01- | | | | | | |
| Dieselmotor F9Q.674 F9Q.758 | 1870 | 4 | 81 kW (110 PS) | LAGUNA II (BG0/1_) 1.9 dCi (BG1A, BG1W) | 01/05- | | | | | | |
| Dieselmotor F9Q.674 F9Q.758 | 1870 | 4 | 81 kW (110 PS) | LAGUNA II Grandtour (KG0/1_) 1.9 dCi (KG1A, KG1W) | 01/05- | | | | | | |
| Dieselmotor F9Q.680 F9Q.820 F9Q.826 | 1870 | 4 | 88 kW (120 PS) | ESPACE IV (JK0/1_) 1.9 dCi (JK0U, JK0G) | 11/02- | | | | | | |
| Dieselmotor F9Q.710 | 1870 | 4 | 72 kW (98 PS) | LAGUNA I (B56_) 556_) 1.9 dTi (B56J) | 10/97-03/01 | | | | | | |
| Dieselmotor F9Q.710 | 1870 | 4 | 72 kW (98 PS) | LAGUNA I Grandtour (K56_) 1.9 dTi (K56J) | 10/97-03/01 | | | | | | |
| Dieselmotor F9Q.716 F9Q.717 | 1870 | 4 | 72 kW (98 PS) | LAGUNA I (B56_) 556_) 1.9 dTi (B56J) | 10/97-03/01 | | | | | | |
| Dieselmotor F9Q.716 F9Q.717 | 1870 | 4 | 72 kW (98 PS) | LAGUNA I Grandtour (K56_) 1.9 dTi (K56J) | 10/97-03/01 | | | | | | |
| Dieselmotor F9Q.718 | 1870 | 4 | 79 kW (107 PS) | LAGUNA I (B56_) 556_) 1.9 dCi (B56W) | 09/99-03/01 | | | | | | |
| Dieselmotor F9Q.718 | 1870 | 4 | 79 kW (107 PS) | LAGUNA I Grandtour (K56_) 1.9 dCi (K56W) | 09/99-03/01 | | | | | | |
| Dieselmotor F9Q.718 | 1870 | 4 | 79 kW (107 PS) | LAGUNA II (BG0/1_) 1.9 dCi | 03/01- | | | | | | |
| Dieselmotor F9Q.718 | 1870 | 4 | 79 kW (107 PS) | LAGUNA II Grandtour (KG0/1_) 1.9 dCi | 03/01- | | | | | | |
| Dieselmotor F9Q.722 | 1870 | 4 | 72 kW (98 PS) | ESPACE III (JE0_) 1.9 dTi (JE0M) | 02/99-10/02 | | | | | | |
| Dieselmotor F9Q.730 F9Q.731 F9Q.734 F9Q.736 | 1870 | 4 | 72 kW (98 PS) | MEGANE I (BA0/1_) 1.9 dTi (BA08, BA0N) | 03/97-02/01 | | | | | | |
| Dieselmotor F9Q.730 F9Q.731 F9Q.734 F9Q.736 | 1870 | 4 | 72 kW (98 PS) | MEGANE I Classic (LA0/1_) 1.9 dTi (LA08, LA0N) | 03/97-02/01 | | | | | | |
| Dieselmotor F9Q.730 F9Q.734 F9Q.736 | 1870 | 4 | 72 kW (98 PS) | MEGANE Scenic (JA0/1_) 1.9 dTi (JA0N) | 04/97-09/99 | | | | | | |
| Dieselmotor F9Q.731 F9Q.734 | 1870 | 4 | 72 kW (98 PS) | SCÉNIC I (JA0/1_) 1.9 dTi (JA0N) | 09/99-08/03 | | | | | | |
| Dieselmotor F9Q.731 F9Q.734 F9Q.736 | 1870 | 4 | 72 kW (98 PS) | MEGANE I Coach (DA0/1_) 1.9 dTi (DA0N) | 03/97-02/01 | | | | | | |
| Dieselmotor F9Q.731 F9Q.736 | 1870 | 4 | 72 kW (98 PS) | MEGANE I Grandtour (KA0/1_) 1.9 dTi (KA0N) | 03/99-02/01 | | | | | | |
| Dieselmotor F9Q.732 | 1870 | 4 | 74 kW (101 PS) | SCÉNIC I (JA0/1_) 1.9 dCi RX4 | 12/02-08/03 | | | | | | |
| Dieselmotor F9Q.732 F9Q.733 | 1870 | 4 | 75 kW (102 PS) | MEGANE I (BA0/1_) 1.9 dCi (BA05, BA1F) | 02/01-08/03 | | | | | | |
| Dieselmotor F9Q.732 F9Q.733 | 1870 | 4 | 75 kW (102 PS) | MEGANE I Classic (LA0/1_) 1.9 dCi (LA05, LA1F) | 02/01-08/03 | | | | | | |
| Dieselmotor F9Q.732 F9Q.733 | 1870 | 4 | 75 kW (102 PS) | MEGANE I Coach (DA0/1_) 1.9 dCi (DA05, DA1F) | 02/01-08/03 | | | | | | |
| Dieselmotor F9Q.732 F9Q.733 | 1870 | 4 | 75 kW (102 PS) | MEGANE I Grandtour (KA0/1_) 1.9 dCi (KA05, KA1F) | 02/01-08/03 | | | | | | |
| Dieselmotor F9Q.732 F9Q.733 | 1870 | 4 | 75 kW (102 PS) | SCÉNIC I (JA0/1_) 1.9 dCi (JA05, JA1F) | 09/99-08/03 | | | | | | |

| | ccm | | | | | | | | | | |
|---------------------|------|---|----------------|--|-------------|--|--|--|--|--|--|
| Dieselmotor F9Q.744 | 1870 | 4 | 59 kW (80 PS) | MEGANE I (BA0/1_) 1.9 dTi (BA1U) | 02/01-08/03 | | | | | | |
| Dieselmotor F9Q.744 | 1870 | 4 | 59 kW (80 PS) | MEGANE I Classic (LA0/1_) 1.9 dTi (LA1U) | 02/01-08/03 | | | | | | |
| Dieselmotor F9Q.744 | 1870 | 4 | 59 kW (80 PS) | MEGANE I Grandtour (KA0/1_) 1.9 dTi (KA1U) | 02/01-08/03 | | | | | | |
| Dieselmotor F9Q.744 | 1870 | 4 | 59 kW (80 PS) | SCÉNIC I (JA0/1_) 1.9 dTi (JA1U) | 02/01-08/03 | | | | | | |
| Dieselmotor F9Q.752 | 1870 | 4 | 77 kW (105 PS) | LAGUNA II (BG0/1_) 1.9 dCi (BG0E) | 06/01- | | | | | | |
| Dieselmotor F9Q.752 | 1870 | 4 | 77 kW (105 PS) | LAGUNA II Grandtour (KG0/1_) 1.9 dCi (KG0E) | 06/01- | | | | | | |
| Dieselmotor F9Q.754 | 1870 | 4 | 74 kW (100 PS) | LAGUNA II (BG0/1_) 1.9 dCi (BG0R) | 10/01- | | | | | | |
| Dieselmotor F9Q.754 | 1870 | 4 | 74 kW (100 PS) | LAGUNA II Grandtour (KG0/1_) 1.9 dCi (KG0E, KG0R) | 10/01- | | | | | | |
| Dieselmotor F9Q.758 | 1870 | 4 | 96 kW (130 PS) | LAGUNA II (BG0/1_) 1.9 dCi (BG1A, BG1V) | 05/05- | | | | | | |
| Dieselmotor F9Q.758 | 1870 | 4 | 85 kW (116 PS) | LAGUNA II Grandtour (KG0/1_) 1.9 dCi (KG12) | 08/05-09/07 | | | | | | |
| Dieselmotor F9Q.758 | 1870 | 4 | 96 kW (130 PS) | LAGUNA II Grandtour (KG0/1_) 1.9 dCi (KG1V) | 05/05- | | | | | | |
| Dieselmotor F9Q.760 | 1870 | 4 | 74 kW (101 PS) | TRAFIC II Bus (JL) 1.9 dCi 100 (JL0C) | 03/01- | | | | | | |
| Dieselmotor F9Q.760 | 1870 | 4 | 74 kW (101 PS) | TRAFIC II Kasten (FL) 1.9 dCi 100 (FL0C) | 03/01- | | | | | | |
| Dieselmotor F9Q.760 | 1870 | 4 | 74 kW (101 PS) | TRAFIC II Pritsche/Fahrgestell (EL) 1.9 dCi 100 (EL0C) | 03/01- | | | | | | |
| Dieselmotor F9Q.760 | 1870 | 4 | 60 kW (82 PS) | TRAFIC II Kasten (FL) 1.9 dCi 80 (FL0B) | 03/01- | | | | | | |
| Dieselmotor F9Q.762 | 1870 | 4 | 60 kW (82 PS) | TRAFIC II Bus (JL) 1.9 dCi 80 (JL0B) | 03/01- | | | | | | |
| Dieselmotor F9Q.762 | 1870 | 4 | 60 kW (82 PS) | TRAFIC II Pritsche/Fahrgestell (EL) 1.9 dCi 80 (EL0B) | 03/01- | | | | | | |
| Dieselmotor F9Q.770 | 1870 | 4 | 59 kW (80 PS) | MASTER II Bus (JD) 1.9 dTi | 09/00- | | | | | | |
| Dieselmotor F9Q.770 | 1870 | 4 | 59 kW (80 PS) | MASTER II Kasten (FD) 1.9 dTi | 09/00- | | | | | | |
| Dieselmotor F9Q.772 | 1870 | 4 | 60 kW (82 PS) | MASTER II Bus (JD) 1.9 dCi 80 | 11/01- | | | | | | |
| Dieselmotor F9Q.772 | 1870 | 4 | 60 kW (82 PS) | MASTER II Kasten (FD) 1.9 dCi 80 | 11/01- | | | | | | |
| Dieselmotor F9Q.780 | 1870 | 4 | 59 kW (80 PS) | CLIO II (BB0/1/2_, CB0/1/2_) 1.9 dTi (B/CB0U) | 12/99-05/05 | | | | | | |
| Dieselmotor F9Q.780 | 1870 | 4 | 59 kW (80 PS) | KANGOO (KC0/1_) 1.9 dTi (KC0U) | 02/00- | | | | | | |
| Dieselmotor F9Q.780 | 1870 | 4 | 59 kW (80 PS) | KANGOO Rapid (FC0/1_) 1.9 dTi (FC0U) | 02/00- | | | | | | |
| Dieselmotor F9Q.782 | 1870 | 4 | 59 kW (80 PS) | KANGOO (KC0/1_) 1.9 dCi 4x4 (KC0V) | 10/01- | | | | | | |
| Dieselmotor F9Q.782 | 1870 | 4 | 59 kW (80 PS) | KANGOO Rapid (FC0/1_) 1.9 dCi 4x4 (FC0V) | 10/01- | | | | | | |
| Dieselmotor F9Q.790 | 1870 | 4 | 62 kW (84 PS) | KANGOO (KC0/1_) 1.9 dCi 4x4 | 10/03- | | | | | | |
| Dieselmotor F9Q.790 | 1870 | 4 | 62 kW (84 PS) | KANGOO Rapid (FC0/1_) 1.9 dCi (FC0V) | 07/03- | | | | | | |
| Dieselmotor F9Q.790 | 1870 | 4 | 62 kW (84 PS) | KANGOO Rapid (FC0/1_) 1.9 dCi 4x4 (FC0V) | 07/03- | | | | | | |
| Dieselmotor F9Q.800 | 1870 | 4 | 88 kW (120 PS) | MEGANE II (BM0/1_, CM0/1_) 1.9 dCi (BM0G, CM0G) | 11/02- | | | | | | |
| Dieselmotor F9Q.800 | 1870 | 4 | 88 kW (120 PS) | MEGANE II Coupé-Cabriolet (EM0/1_) 1.9 dCi | 09/03- | | | | | | |
| Dieselmotor F9Q.800 | 1870 | 4 | 88 kW (120 PS) | MEGANE II Grandtour (KM0/1_) 1.9 dCi | 08/03- | | | | | | |
| Dieselmotor F9Q.800 | 1870 | 4 | 88 kW (120 PS) | MEGANE II Stufenheck (LM0/1_) 1.9 dCi (LM0G, LM1G, LM2C) | 09/03- | | | | | | |
| Dieselmotor F9Q.803 | 1870 | 4 | 96 kW (131 PS) | MEGANE II Coupé-Cabriolet (EM0/1_) 1.9 dCi | 05/05- | | | | | | |



RENAULT

Globally reliable

| | ccm | | | | | | | | | | | |
|---|------|---|----------------------------|--|-------------|--------|----------------------|----------------------------------|--|-----------------|---|-----|
| Dieselmotor F9Q.803 | 1870 | 4 | 96 kW (131 PS) | MEGANE II Stufenheck (LM0/1_) 1.9 dCi | 05/05- | | | | | | | |
| Dieselmotor F9Q.803 F9Q.804 | 1870 | 4 | 96 kW (131 PS) | MEGANE II Grandtour (KM0/1_) 1.9 dCi | 05/05- | | | | | | | |
| Dieselmotor F9Q.803 F9Q.804 F9Q.816 F9Q.818 | 1870 | 4 | 81 kW (110 PS) | MEGANE II Stufenheck (LM0/1_) 1.9 dCi (LM14, LM1D) | 05/05- | | | | | | | |
| Dieselmotor F9Q.803 F9Q.816 F9Q.818 | 1870 | 4 | 96 kW (131 PS) | MEGANE II (BM0/1_, CM0/1_) 1.9 dCi | 05/05- | | | | | | | |
| Dieselmotor F9Q.804 | 1870 | 4 | 92 kW (125 PS) | SCÉNIC II (JM0/1_) 1.9 dCi | 06/03- | | | | | | | |
| Dieselmotor F9Q.804 | 1870 | 4 | 81 kW (110 PS) | SCÉNIC II (JM0/1_) 1.9 dCi (JM15) | 05/05- | | | | | | | |
| Dieselmotor F9Q.804 F9Q.816 F9Q.818 | 1870 | 4 | 85 kW (115 PS) | MEGANE II (BM0/1_, CM0/1_) 1.9 dCi | 11/02- | | | | | | | |
| Dieselmotor F9Q.804 F9Q.816 F9Q.818 | 1870 | 4 | 81 kW (110 PS) | MEGANE II Coupé-Cabriolet (EM0/1_) 1.9 dCi | 05/05- | | | | | | | |
| Dieselmotor F9Q.804 F9Q.816 F9Q.818 | 1870 | 4 | 85 kW (115 PS) | MEGANE II Coupé-Cabriolet (EM0/1_) 1.9 dCi | 09/03- | | | | | | | |
| Dieselmotor F9Q.804 F9Q.816 F9Q.818 | 1870 | 4 | 96 kW (131 PS) | SCÉNIC II (JM0/1_) 1.9 dCi (JM14) | 05/05- | | | | | | | |
| Dieselmotor F9Q.804 F9Q.818 | 1870 | 4 | 81 kW (110 PS) | MEGANE II (BM0/1_, CM0/1_) 1.9 dCi | 05/05- | | | | | | | |
| Dieselmotor F9Q.804 F9Q.818 | 1870 | 4 | 81 kW (110 PS) | MEGANE II Grandtour (KM0/1_) 1.9 dCi | 05/05- | | | | | | | |
| Dieselmotor F9Q.808 | 1870 | 4 | 66 kW (90 PS) | MEGANE II (BM0/1_, CM0/1_) 1.9 dCi | 11/02- | | | | | | | |
| Dieselmotor F9Q.808 | 1870 | 4 | 66 kW (90 PS) | MEGANE II Grandtour (KM0/1_) 1.9 dCi | 04/04- | | | | | | | |
| Dieselmotor F9Q.808 | 1870 | 4 | 66 kW (90 PS) | MEGANE II Stufenheck (LM0/1_) 1.9 dCi | 09/03- | | | | | | | |
| Dieselmotor F9Q.812 | 1870 | 4 | 88 kW (120 PS) | GRAND SCÉNIC II (JM0/1_) 1.9 dCi (JM0G, JM12, JM1G, JM2C) | 04/04- | | | | | | | |
| Dieselmotor F9Q.812 | 1870 | 4 | 85 kW (116 PS) | SCÉNIC II (JM0/1_) 1.9 dCi | 06/06- | | | | | | | |
| Dieselmotor F9Q.812 | 1870 | 4 | 88 kW (120 PS) | SCÉNIC II (JM0/1_) 1.9 dCi (JM0G, JM12, JM1G, JM2C) | 06/03- | | | | | | | |
| Dieselmotor F9Q.816 F9Q.818 | 1870 | 4 | 96 kW (131 PS) | GRAND SCÉNIC II (JM0/1_) 1.9 dCi (JM14) | 05/05- | | | | | | | |
| Dieselmotor F9Q.818 | 1870 | 4 | 85 kW (115 PS) | MEGANE II Grandtour (KM0/1_) 1.9 dCi | 05/05- | | | | | | | |
| Dieselmotor F9Q.820 | 1870 | 4 | 85 kW (116 PS) | ESPACE IV (JK0/1_) 1.9 dCi (JK0U) | 04/03-02/05 | | | | | | | |
| Dieselmotor F9Q.870 | 1870 | 4 | 96 kW (131 PS) | MEGANE CC (EZ0/1_) 1.9 dCi (EZ0J, EZ1S) | 06/10- | | | | | | | |
| Dieselmotor F9Q.870 F9Q.872 | 1870 | 4 | 96 kW (131 PS) | GRAND SCÉNIC III (JZ0/1_) 1.9 dCi | 02/09- | | | | | | | |
| Dieselmotor F9Q.870 F9Q.872 | 1870 | 4 | 96 kW (131 PS) | MEGANE III Coupe (DZ0/1_) 1.9 dCi (DZ0N, DZ0J, DZ1J, DZ1K) | 11/08- | | | | | | | |
| Dieselmotor F9Q.870 F9Q.872 | 1870 | 4 | 96 kW (131 PS) | MEGANE III Grandtour (KZ0/1_) 1.9 dCi (KZ0J, KZ0N, KZ1S) | 05/09- | | | | | | | |
| Dieselmotor F9Q.870 F9Q.872 | 1870 | 4 | 96 kW (131 PS) | MEGANE III Schrägheck (BZ0_) 1.9 dCi (BZ0N, BZ0J) | 11/08- | | | | | | | |
| Dieselmotor F9Q.870 F9Q.872 | 1870 | 4 | 96 kW (131 PS) | SCÉNIC III (JZ0/1_) 1.9 dCi | 02/99- | | | | | | | |
| Motor F 2 N F 3 N | 1721 | 4 | 60 - 66 kW (82 - 90 PS) | R 9, R 11, R 19, R 21 | 86- 95 | 81,000 | 1,75 2,00 3,00 | 910 IF CR S 911 P 777 CR S | | 120 038 0029 00 | 1 | STD |
| Motor F 7 P | 1763 | 4 | 99 - 101 kW (135 - 137 PS) | R 19, Clio 1.8 16 V | 89 - 95 | 82,000 | 1,50 1,50 3,00 | 910 IF CR S 911 P 777 CR S | | 120 038 0006 00 | 1 | STD |

| | ccm | | | | | | | | | | | |
|--|------|---|------------------------------|---|-------------|--------|----------------------|--|--|--------------------|---|-------------|
| Motor F4R.870 | 1998 | 4 | 132 kW (180 PS) | MEGANE III 2.0 TCe, MEGANE CC 2.0 TCe | 11/08- | 82,700 | 1,20 1,50 2,00 | 910 IF NIT S PVD 931 P 777 NIT S | | 120 038 0038 00 21 | 1 | STD 0,50 |
| Motor F4R.872 | 1998 | 4 | 132 kW - 140 kW (180-190 PS) | MEGANE III 2.0 TCe, FLUENCE 2.0 GT | 11/08- | | | | | | | |
| Motor F4R.874 | 1998 | 4 | 162 kW - 201 kW (220-273 PS) | MEGANE III 2.0 TCe 220, MEGANE IV 2.0 RS, MEGANE CC 2.0 Turbo, MEGANE IV 2.0 RS TCe 275 | 11/08- | | | | | | | |
| Motor F 7 R | 1998 | 4 | 108 - 110 kW 147 - 150 PS | Clio Williams, Megane 2.0 16V | 94 - 99 | 82,700 | 1,20 1,50 2,50 | 910 IF NIT S 931 P 777 NIT S | | 120 038 0047 00 | 1 | STD |
| Motor F4P.720, F4P.722 | 1783 | 4 | 85 kW (115 PS) | SCÉNIC I 1.8 16V 4x4, MEGANE I 1.8 16V, | 07/00-08/03 | 82,700 | 1,20 1,50 2,00 | 910 NIT S IF 931 P 777 NIT S | | 120 038 0053 00 21 | 1 | STD 0,50 |
| Motor F4P.760, F4P.770 | 1783 | 4 | 88 kW (120 PS) | LAGUNA I 1.8 16V, LAGUNA II 1.8 16V | 04/98- | | | | | | | |
| Motor F4P.770, F4P.771, F4P.772, F4P.773, F4P.774, F4P.775 | 1783 | 4 | 85 kW - 89 kW (116-121 PS) | LAGUNA II 1.8 16V | 03/01- | | | | | | | |
| Motor F4R.400, F4R.402, F4R.403, F4R.404, F4R.405, F4R.408 | 1998 | 4 | 101 kW - 105 kW (137-142 PS) | Duster 2.0 | 01/11- | | | | | | | |
| Motor F4R.700, F4R.701 | 1998 | 4 | 103 kW (140 PS) | ESPACE III 2.0 | 10/98-10/02 | | | | | | | |
| Motor F4R.712, F4R.713, F4R.714, F4R.715 | 1998 | 4 | 99 kW (135 PS) | LAGUNA II 2.0 16V | 08/02- | | | | | | | |
| Motor F4R.720, F4R.722 | 1998 | 4 | 88 kW (120 PS) | TRAFIC II 2.0 | 03/01 | | | | | | | |
| Motor F4R.740, F4R.741, F4R.744 | 1998 | 4 | 103 kW (140 PS) | SCÉNIC I 2.0 16V | 09/99-08/03 | | | | | | | |
| Motor F4R.746, F4R.747 | 1998 | 4 | 103 kW (140 PS) | SCÉNIC II 2.0, MEGANE I 2.0 16V | 06/00-07/10 | | | | | | | |
| Motor F4R.760, F4R.761 | 1998 | 4 | 120 kW (160 PS) | AVANTIME 2.0 16V Turbo | 11/01-05/03 | | | | | | | |
| Motor F4R.762, F4R.763 | 1998 | 4 | 120 kW (163 PS) | VEL SATIS 2.0 16V Turbo | 06/02- | | | | | | | |
| Motor F4R.764, F4R.765 | 1998 | 4 | 120 kW (163 PS) | LAGUNA II 2.0 16V Turbo | 01/03 | | | | | | | |
| Motor F4R.766, F4R.767 | 1998 | 4 | 125 kW (170 PS) | VEL SATIS 2.0 16 V Turbo | 04/04- | | | | | | | |
| Motor F4R.770, F4R.771 | 1998 | 4 | 99 kW (135 PS) | SCÉNIC II 2.0, MEGANE II 2.0, GRAND SCÉNIC II 2.0 | 06/03- | | | | | | | |
| Motor F4R.774 | 1998 | 4 | 169 kW (230 PS) | MEGANE II 2.0 | 08/06-02/08 | | | | | | | |
| Motor F4R.776 | 1998 | 4 | 120 kW (163 PS) | GRAND SCÉNIC II 2.0, MEGANE II 2.0 16V Turbo, SCÉNIC II 2.0 16V Turbo | 04/04- | | | | | | | |
| Motor F4R.780 | 1998 | 4 | 103 kW (140 PS) | LAGUNA I 2.0 16V | 09/99-03/01 | | | | | | | |
| Motor F4R.786, F4R.787 | 1998 | 4 | 120 kW (163 PS) | LAGUNA II 2.0 16V Turbo | 01/03- | | | | | | | |
| Motor F4R.790, F4R.792 | 1998 | 4 | 98 kW (133 PS) | ESPACE IV 2.0 | 11/02-02/05 | | | | | | | |
| Motor F4R.794, F4R.795, F4R.796, F4R.797 | 1998 | 4 | 125 kW (170 PS) | ESPACE IV 2.0 | 04/05- | | | | | | | |
| Motor F4R.800 | 1998 | 4 | 150 kW (204 PS) | LAGUNA III 2.0 GT | 03/08- | | | | | | | |
| Motor F4R.811, F4R.784 | 1998 | 4 | 125 kW (170 PS) | LAGUNA III 2.0 16V Turbo | 10/07- | | | | | | | |
| Motor F4R.820 | 1998 | 4 | 86 kW (117 PS) | TRAFIC II 2.0 16V | 08/06- | | | | | | | |
| Motor F4R.867 | 1998 | 4 | 108 kW (147 PS) | VEL SATIS 2.0 Turbo | 04/05- | | | | | | | |
| Motor F4R.886, F4R.887 | 1998 | 4 | 150 kW (204 PS) | LAGUNA II 2.0 16V | 01/05- | | | | | | | |
| Motor F4R.896, F4R.897 | 1998 | 4 | 125 kW (170 PS) | ESPACE IV 2.0 | 04/05- | | | | | | | |
| Motor F 3 P | 1784 | 4 | 70 kW (95 PS) | Clio 1.8 RSI | 95-98 | 82,700 | 1,50 1,75 3,00 | 910 IF CR S 911 P 777 CR S | | 120 038 0041 00 21 | 1 | STD 0,50 |
| Motor F 3 R | 1998 | 4 | 70 - 84 kW 95 - 114 PS | Laguna 2.0, Espace 2.0 | 93 - 01 | | | | | | | |
| Motor N7Q | 1948 | 4 | 102 kW 139 PS | Laguna, Safrane | 95 - 01 | 83,000 | 1,20 1,50 2,50 | 910 IF NIT S 931 P 777 NIT S | | 120 038 0048 00 | 1 | STD |



RENAULT

Globally reliable

| | ccm | | | | | | | | | | | |
|--|------|---|---------------------------------|--|----------|--------|----------------------|--------------------------------------|--|-----------------------|---|-------------|
| Motor N 7 U | 2435 | 5 | 121 kW (165 PS) | Safrane | 96 - | 83,000 | 1,20 1,75 3,00 | 910 IF NIT S 931 P 777 CR S | | 120 038 0049 00 20 | 1 | STD 0,40 |
| Dieselmotor M9R.692, M9R.780, M9R.782, M9R.786 | 1995 | 4 | 84 kW (114 PS) | TRAFIC II Kasten (FL) 2.0 dCi 115 (FL01, FL0U) | 08/06- | 84,000 | 2,50 2,00 2,00 | 913 CKS 911 IF U 947 EX NIT S | | 120 038 0057 00 21 | 1 | STD 0,50 |
| Dieselmotor M9R.700, M9R.721, M9R.722 | 1995 | 4 | 110 kW (150 PS) | GRAND SCÉNIC II (JM0/1_) 2.0 dCi (JM1K) | 09/05- | | | | | | | |
| Dieselmotor M9R.700, M9R.721, M9R.722 | 1995 | 4 | 110 kW (150 PS) | SCÉNIC II (JM0/1_) 2.0 dCi (JM1K) | 09/05- | | | | | | | |
| Dieselmotor M9R.700, M9R.722 | 1995 | 4 | 110 kW (150 PS) | MEGANE II (BM0/1_, CM0/1_) 2.0 dCi (BM1K, CM1K) | 09/05- | | | | | | | |
| Dieselmotor M9R.700, M9R.722 | 1995 | 4 | 110 kW (150 PS) | MEGANE II Coupé-Cabriolet (EM0/1_) 2.0 dCi | 09/05- | | | | | | | |
| Dieselmotor M9R.700, M9R.722 | 1995 | 4 | 110 kW (150 PS) | MEGANE II Grandtour (KM0/1_) 2.0 dCi | 09/05- | | | | | | | |
| Dieselmotor M9R.700, M9R.722 | 1995 | 4 | 110 kW (150 PS) | MEGANE II Stufenheck (LM0/1_) 2.0 dCi | 09/05- | | | | | | | |
| Dieselmotor M9R.740 | 1995 | 4 | 110 kW (150 PS) | ESPACE IV (JK0/1_) 2.0 dCi (JK01, JK02, JK1J, JK1K) | 01/06- | | | | | | | |
| Dieselmotor M9R.740 | 1995 | 4 | 110 kW (150 PS) | LAGUNA II (BG0/1_) 2.0 dCi (BG1T) | 08/05- | | | | | | | |
| Dieselmotor M9R.740 | 1995 | 4 | 110 kW (150 PS) | LAGUNA II Grandtour (KG0/1_) 2.0 dCi (KG1T) | 08/05- | | | | | | | |
| Dieselmotor M9R.780, M9R.782 | 1995 | 4 | 66 kW (90 PS) | TRAFIC II Pritsche/Fahrgestell (EL) 2.0 dCi 90 (EL0H) | 08/06- | | | | | | | |
| Dieselmotor M9R.780, M9R.782, M9R.630 | 1995 | 4 | 66 kW (90 PS) | TRAFIC II Kasten (FL) 2.0 dCi 90 (FL0H) | 08/06- | | | | | | | |
| Dieselmotor M9R.780, M9R.782, M9R.786 | 1995 | 4 | 84 kW (114 PS) | TRAFIC II Pritsche/Fahrgestell (EL) 2.0 dCi 115 (EL0H) | 08/06- | | | | | | | |
| Dieselmotor M9R.780, M9R.782, M9R.786, M9R.630, M9R.692 | 1995 | 4 | 84 kW (114 PS) | TRAFIC II Bus (JL) 2.0 dCi 115 (JL0H) | 08/06- | | | | | | | |
| Dieselmotor M9R.782 | 1995 | 4 | 66 kW (90 PS) | TRAFIC II Bus (JL) 2.0 dCi 90 (JL0H) | 08/06- | | | | | | | |
| Dieselmotor M9R.804, M9R.817, M9R.844 | 1995 | 4 | 127 kW (173 PS) | LATITUDE (L70_) 2.0 dCi 175 (L70Y) | 05/11- | | | | | | | |
| Dieselmotor M9R.816 | 1995 | 4 | 131 kW (178 PS) | LAGUNA III (BT0/1) 2.0 dCi GT (BT1E, BT1N) | 03/08- | | | | | | | |
| Dieselmotor M9R.816, M9R.820 | 1995 | 4 | 131 kW (178 PS) | LAGUNA Coupe (DT0/1) 2.0 dCi GT (DT11, DT1E, DT1N) | 09/08- | | | | | | | |
| Dieselmotor M9R.816, M9R.820 | 1995 | 4 | 131 kW (178 PS) | LAGUNA III Grandtour (KT0/1) 2.0 dCi GT (KT11, KT1E, KT1N) | 03/08- | | | | | | | |
| Dieselmotor M9R.824, M9R.846 | 1995 | 4 | 110 kW (150 PS) | LATITUDE (L70_) 2.0 dCi 150 (L70H) | 02/11- | | | | | | | |
| Dieselmotor M9R.830 | 1995 | 4 | 130 kW (177 PS) | KOLEOS (HY_) 2.0 dCi (HY0B) | 09/08- | | | | | | | |
| Dieselmotor M9R.830 | 1995 | 4 | 127 kW (173 PS) | KOLEOS (HY_) 2.0 dCi 4x4 (HY0B) | 09/08- | | | | | | | |
| Dieselmotor M9R.832, M9R.855, M9R.856, M9R.862, M9R.865, M9R.866 | 1995 | 4 | 110 kW (150 PS) | KOLEOS (HY_) 2.0 dCi 4x4 (HY0K) | 09/08- | | | | | | | |
| Dieselmotor M9R.855, M9R.856, M9R.862, M9R.865, M9R.866 | 1995 | 4 | 110 kW (150 PS) | KOLEOS (HY_) 2.0 dCi (HY0K) | 09/08- | | | | | | | |
| Dieselmotor M9T.700, M9T.702 | 2298 | 4 | 100 kW - 120 kW (136-163 PS) | MASTER III 2.3 dCi | 07/14- | 85,000 | 2,00 1,75 2,00 | 913 CDS 911 IF U CR 947 EX CKS | | 120 038 0026 00 21 | 1 | STD 0,50 |
| Dieselmotor M9T.706 | 2298 | 4 | 125 kW (170 PS) | MASTER III 2.3 dCi 170 | 07/15- | | | | | | | |
| Dieselmotor M9T | 2298 | 4 | 75 - 110 kW 100 - 150 PS | Renault Master Opel Movano Nissan NV400 | 06/2010- | 85,000 | 2,50 2,00 2,00 | 913 CR 911 IF U 947 EX NIT S | | 120 038 0005 00 21 | 1 | STD 0,50 |
| Dieselmotor J 8 S | 2068 | 4 | 47 - 49,5 kW (64 - 67 PS) | R 18, R 20, R 21, R 25, R 1344, R 1344, R 1354, R 2354, R 1275, Trafic P/T 313, P 323, T 423, PA 32, PA 93, T 800 D, P/T 1000 D, P/T 1200 D, P 1400 D, Master, Nevada | 79-95 | 86,000 | 2,00 2,00 4,00 | 910 CR S 911 FE 947 EX CR | | 120 038 0025 00 | 1 | STD |
| Dieselmotor J 8 S Atmo 852 | 2068 | 4 | 65 kW (88 PS) | R 21, R 25 | | 86,000 | 2,25 2,00 3,00 | 910 IF CR 911 FE 947 EX CR | | 120 038 0009 00 | 1 | STD |

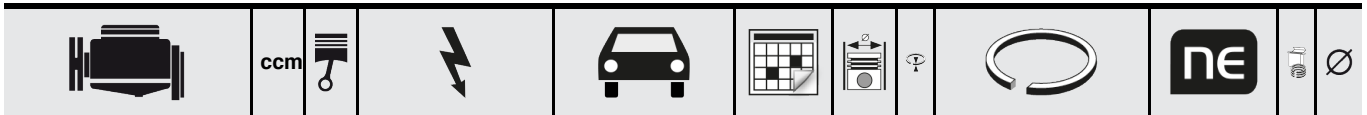
| | ccm | | | | | | | | | | | |
|--|------|----|-----------------------------|---|---------|--------|----------------------|---|--|-----------------------|---|---------------------|
| Dieselmotor J 8 S | 2068 | 4 | 62 - 65,5 kW (85 - 88 PS) | R 18 TD, R 20 TD, R 21 TD, R 25 TD, R 30 TD, Fuego TD, Espace TD, Nevada TD | 81-95 | 86,000 | 2,50 2,50 4,00 | 914 CR 931 FE 947 EX CR | | 120 038 0031 00 21 | 1 | STD 0,50 |
| Dieselmotor J 8 S | 2068 | 4 | 62 - 65,5 kW (85 - 88 PS) | Espace, Fuego, Nevada, R 18, 20, 25, 30 | 81 - 95 | 86,000 | 2,50 2,50 3,00 | 914 CR 931 FE 947 EX CR | | 120 038 0032 00 | 1 | STD |
| Motor L 7 X | 2946 | 6 | 140 kW (190 PS) | Laguna, Safrane, Espace 3.0 | 97 - | 87,000 | 1,50 1,50 3,00 | 910 IF CR S 931 P 777 NIT S | | 120 037 0050 00 | 1 | STD |
| Dieselmotor G 8 T | 2188 | 4 | 61 - 62,5 kW (83 - 85 PS) | Espace, Laguna, Safrane 2.2 D | 93-01 | 87,000 | 2,50 1,75 2,50 | 910 IF CR 911 IF U P 947 EX NIT S | | 120 038 0037 00 | 1 | STD |
| Dieselmotor G 8 T | 2188 | 4 | 83 kW (113 PS) | Laguna, Safrane, Espace | 96 - 01 | 87,000 | 3,00 1,75 2,50 | 910 IF CR S 931 P 947 EX NIT | | 120 038 0045 00 | 1 | STD |
| Dieselmotor G 9 T | 2188 | 4 | 66 - 110 kW (89 - 150 PS) | Avantime, Espace, Laguna, Vel Satis, Master 2.2 DCi | 00 - | 87,000 | 3,00 1,75 2,50 | 913 CR 931 P 947 EX NIT | | 120 038 0050 00 | 1 | STD |
| Dieselmotor G 8 T | 2188 | 4 | 83 kW (113 PS) | Laguna, Espace, Safrane | 96- | 87,000 | 3,50 1,75 2,50 | 914 CR 911 IF U P 947 EX NIT S | | 120 038 0034 00 | 1 | STD |
| Dieselmotor 6DE1 | 2958 | 6 | 125 - 130 kW (170 - 177 PS) | Espace Vel Satis | | 87,500 | 2,50 1,50 3,00 | 910 CR P 931 P 947 EX NIT S | | 121 079 0088 00 | 6 | STD |
| Motor J 7 R J 7 T | 1995 | 4 | 100 kW (136 PS) | R 21, R 25, Espace, Trafic | 89- | 88,000 | 1,50 1,75 3,00 | 910 IF CR S 931 FE 777 CR S | | 120 038 0012 00 | 1 | STD |
| Motor Z 7 V | 2664 | V6 | 104 kW (141 PS) | R 25, R 30 2.7 V6 | 84 - 89 | 88,000 | 1,50 2,00 4,00 | 910 IF CR S 911 IF FE 777 CR S | | 120 038 0020 00 | 1 | STD |
| Motor J 7 R J 7 T | 2165 | 4 | 75 - 92,5 kW (102 - 126 PS) | R 20, R 21, Espace, Master, Trafic | 80-91 | 88,000 | 1,75 2,00 4,00 | 910 IF CR S 911 IF FE 777 CR S | | 120 037 0033 00 | 1 | STD |
| Dieselmotor G 9 U | 2463 | 4 | 85 kW (115 PS) | Master | | 89,000 | 2,50 1,75 2,50 | 910 IF CR 911 IF U P 947 EX NIT S | | 120 038 0052 00 21 | 1 | STD 0,50 |
| Dieselmotor G9U.720 | 2463 | 4 | 85 kW (115 PS) | Master II 2.5 dCi | 10/01- | 89,000 | 3,00 1,75 2,50 | 913 CR 911 IF U P 947 EX NIT S | | 120 038 0051 00 | 1 | STD |
| Motor Z 6 W Z 7 W | 2849 | V6 | 113 - 114 kW (153 - 155 PS) | Alpine GTA, Espace, R 25 | 92- | 91,000 | 1,50 2,00 4,00 | 910 IF CR S 911 IF FE 947 EX CR | | 120 037 0034 00 | 1 | STD |
| Motor Z 7 X Z 7 U | 2895 | 6 | | Safrane | | 93,000 | 1,50 1,75 3,50 | 910 IF CR S 931 FE 777 CR S | | 120 037 0037 00 | 1 | STD |
| Dieselmotor FIAT 8140.07 8140.27 8140.47 | 2499 | 4 | 68 kW 85 PS | Master 2.5 D | 89 - | 93,000 | 3,00 2,00 3,00 | 914 CR 911 P 947 EX CR | | 120 020 0001 00 20 23 | 1 | STD 0,40 0,60 |
| Dieselmotor FIAT 8140.21 8144.81 S8U 762 | 2445 | 4 | 80-84,5 kW (109-115 PS) | Agenda, Master, Safrane | 89- | | | | | | | |
| Dieselmotor FIAT 8140.67 S 8 U S 8 W | 2499 | 4 | 55 kW (75 PS) | Master | 85-94 | 93,000 | 3,00 2,00 3,00 | 910 CR S 930 FE 947 EX CR | | 120 020 0002 00 20 23 | 1 | STD 0,40 0,60 |
| Dieselmotor S 8 U 8140-58 | 2445 | 4 | 51 kW (69 PS) | Master, Trafic 2.5 D | 80-01 | 93,000 | 3,00 2,00 4,00 | 910 CR S 930 FE 947 EX CR | | 120 020 0022 00 20 23 | 1 | STD 0,40 0,60 |
| Dieselmotor FIAT 8140.43S Sofim Hp 125 TCA | 2798 | 4 | 92 kW 125 PS | Mascott 130 | 01 - 04 | 94,400 | 2,50 2,00 2,50 | 914 CR 931 P 947 EX NIT S | | 120 020 0051 00 20 23 | 1 | STD 0,40 0,60 |
| Dieselmotor FIAT 8140.43 | 2798 | 4 | 77 - 85 kW 105 - 115 PS | Master | 96 - | 94,400 | 3,00 2,00 3,00 | 914 CR 931 P 947 EX CR | | 120 020 0050 00 20 23 | 1 | STD 0,40 0,60 |
| Dieselmotor FIAT 8140.43 | 2798 | 4 | 85 kW 115 PS | Master | 96 - | 94,400 | 3,00 2,00 2,50 | 914 CR 931 P 947 EX NIT S | | 120 020 0052 00 20 23 | 1 | STD 0,40 0,60 |
| Motor VQ 35 - Nissan | 3498 | 6 | 177 / 241 | Vel Satis 3.5 V6 24V Espace 3.5 V6 24V | | 95,500 | 1,20 1,20 2,50 | 910 NIT S IF 931 P 777 NIT S | | 120 038 0054 00 | 1 | STD |



RENAULT

Globally reliable

| | ccm | | | | | | | | | | | |
|--------------------|-------|---|-----------------------------------|---|--------|---------|----------------------|---|--|-----------------|---|-----|
| Dieselmotor DXi 5 | 4764 | 4 | 118 kW - 158 kW (160-220 PS) | TRUCKS Midlum 160.08,10,12, TRUCKS Midlum 190.08,10,12,13,14,16, TRUCKS Midlum 220.08,10,12,13,14,16, | 05/06- | 108,000 | 3,00 2,00 3,50 | 914 IW CKS 911 IFU NIT P 947 EX CR | | 120 059 0035 00 | 1 | STD |
| Dieselmotor DXi 7 | 7200 | 6 | 177 kW - 247 kW (240-340 PS) | TRUCKS Premium 2 Distribution 240.18 D, TRUCKS Midlum 240.12,13,14,15,16,18 TRUCKS Midlum 280.12,13,14,15,16,18 TRUCKS Premium 2 Distribution 270.19, TRUCKS Premium 2 Lander 270.18, Lander 270.19, TRUCKS Premium 2 Distribution 280.18 D, TRUCKS Premium 2 Distribution 280.26, TRUCKS Midlum 280.12,13,14,16,18 TRUCKS Premium 2 Lander 310, 320, 340.26, | 10/05- | | | | | 120 059 0032 00 | 1 | STD |
| Dieselmotor DXi 11 | 10800 | 6 | 243 kW - 339 kW (330 PS - 460 PS) | TRUCKS Premium 2 Distribution 370 TRUCKS Kerax 370 TRUCKS Premium 2 Route 380 TRUCKS Premium 2 Route 410 TRUCKS Premium 2 Distribution 410 TRUCKS Kerax 410 TRUCKS Premium 2 Route 430 TRUCKS Premium 2 Lander 440 TRUCKS Premium 2 Route 450 TRUCKS Kerax 450 TRUCKS Premium 2 Route 460 TRUCKS Premium 2 Lander 460 TRUCKS Premium 2 Distribution 460 | 10/05- | 123,000 | 3,50 2,50 3,00 | 914 IF NIT PVD 911 IF U CR 947 EX NIT S | | 120 059 0032 00 | 1 | STD |
| Dieselmotor DXi 13 | 12800 | 6 | 323 kW - 382 kW (440 PS - 520 PS) | TRUCKS Magnum DXi 13 440.19, TRUCKS Magnum DXi 13 460.26 T, TRUCKS Magnum DXi 13 460.26, TRUCKS Magnum DXi 13 460.25, TRUCKS Magnum DXi 13 460.24, TRUCKS Magnum DXi 13 460.18 T, TRUCKS Kerax 460.32, TRUCKS Magnum DXi 13 480.26, TRUCKS Magnum DXi 13 480.19, TRUCKS Magnum DXi 13 500.26 T, TRUCKS Magnum DXi 13 500.26, TRUCKS Magnum DXi 13 500.25, TRUCKS Magnum DXi 13 500.24, TRUCKS Magnum DXi 13 500.18 T, TRUCKS Kerax 500.32, TRUCKS Magnum DXi 13 520.26, TRUCKS Magnum DXi 13 520.25, TRUCKS Magnum DXi 13 520.24, TRUCKS Magnum DXi 13 520.19 | 05/06- | 131,000 | 3,50 2,50 3,00 | 914 IF NIT PVD 911 IF U CR 947 EX NIT S | | 120 059 0033 00 | 1 | STD |

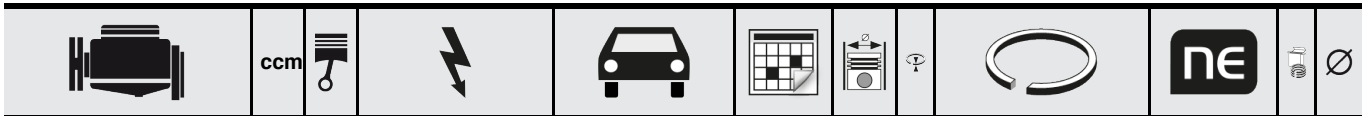


siehe / see / voir MWM

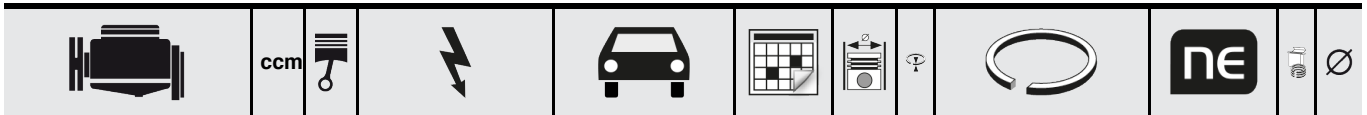


RENAULT TRUCK

Globally reliable



siehe / see / voir RVI

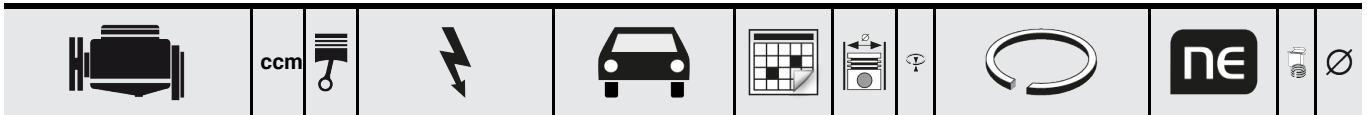


siehe / see / voir M.A.N.
























































ROMANIA

















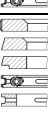









Globally reliable






























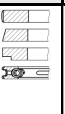
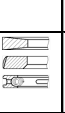
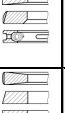
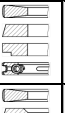

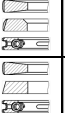
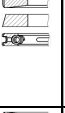
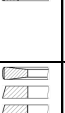
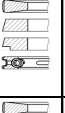
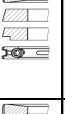
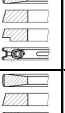
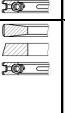
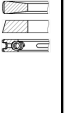



siehe / see / voir UTB














|  | ccm |  |  |  |  |  |  |  |  |  |  | |
|---|------|---|---|--|---|--|---|---|---|---|---|-----------------------------|
| Motor EJ, EN | 1335 | 4 | | Triumph, Acclaim | | 72,000 | 1,50 1,50 4,00 | 910 CR P 911 P 777 CR S |  | 121 076 0010 00 | 4 | STD |
| Motor 1/1995--- | 1396 | 4 | | Metro | | 75,000 | 1,00 1,20 2,00 | 910 NIT S 931 P 777 NIT S |  | 120 006 0001 00 | 1 | STD |
| Motor 11K | 1120 | 4 | | 111i, 114i | | | | | | | | |
| Motor 14K | 1120 | 4 | | 114, 214, 414 | | | | | | | | |
| Motor 1/1995--- | 1396 | 4 | | Metro | | 75,000 | 1,20 1,50 3,00 | 910 NIT S 931 FE 777 CR S |  | 120 006 0003 00 | 1 | STD |
| Motor 11K | 1120 | 4 | | 114, 214, 414 | | | | | | | | |
| Motor 14K | 1120 | 4 | | 114, 214, 414 | | | | | | | | |
| Motor 1/1995--- | 2497 | 6 | (109-188 PS) | 45 + 75 | | 80,000 | 1,00 1,20 2,00 | 910 IF NIT S 931 P 777 NIT S |  | 120 006 0002 00 | 1 | STD |
| Motor 1/1995--- | 1997 | 6 | 80-130 kW (109-188 PS) | 218-220 | | | | | | | | |
| Motor 18 K-Serie | 1589 | 4 | | 216i, 416i | | | | | | | | |
| Motor 25 K4F | 2497 | 6 | 126 kW 172 PS | 825 SLi, Si. 825 I | 02 - | 80,000 | 1,20 1,50 2,50 | 910 CR S 931 FE 777 CR S |  | 120 006 0004 00 | 1 | STD |
| Dieselmotor 25 6T | 2497 | 6 | 100-102kW 136 - 139 PS | Range Rover II 2.5 TD | | 80,000 | 3,00 1,75 3,00 | 914 CR 931 P 947 EX CR |  | 120 006 0013 00 | 1 | STD |
| Motor PE 146 | 2350 | 6 | 88,5/92 kW (120/125 PS) | 2300/S | 77-86 | 81,000 | 1,75 1,75 3,94 | 910 IF CR S 931 FE 777 CR S |  | 120 706 0003 00 | 1 | STD 0,50 |
| Motor PE 166 | 2597 | 6 | 97/98,5/ 101,5 kW (132/134/ 138 PS) | 2600 S/SE | 77-86 | | | | | 21 | | |
| Dieselmotor | 1905 | 4 | 49 kW (67 PS) | 218, 418 | 93- | 83,000 | 2,00 2,00 3,00 | 910 CR S 911 P 947 EX CR |  | 120 037 0023 00 | 1 | STD 0,25 0,50 1,00 |
| Motor 820 T Series 16 V | 1994 | 4 | | 820i, 820Li, Fastback | | 84,450 | 1,20 1,50 3,00 | 910 IF NIT S 931 P 947 EX CR |  | 120 006 0011 00 | 1 | STD |
| Motor M 16 TC | 1994 | 4 | 132 kW (180 PS) | 800 + 820 | | 84,450 | 1,75 1,50 3,00 | 910 IF CR S 931 P 947 EX CR |  | 120 006 0010 00 | 1 | STD |
| Motor M 16 TC | 1994 | 4 | 132 kW (180 PS) | 800, 820 | 92- | 84,450 | 1,75 1,75 3,00 | 910 IF CR S 931 P 777 NIT S |  | 120 006 0006 00 | 1 | STD 0,50 |
| Motor | 1994 | 4 | 74,5 kW (101 PS) | 2000 | 84- | 84,450 | 2,00 1,75 3,00 | 910 CR S 931 FE 947 EX CR |  | 120 006 0008 00 | 1 | STD 0,50 |
| Motor M 16 E/M 16 i | 1996 | 4 | 88,5/103 kW (120/140 PS) | 820 E/SE, 820 i/Si | 86- | | | | | 21 | | |
| Dieselmotor | 1994 | 4 | 77 kW (105 PS) | 620 TDI | 95- | 84,450 | 3,00 2,00 3,00 | 914 IF CR 931 P 947 EX CR |  | 120 006 0007 00 | 1 | STD |
| Dieselmotor 5R | 2496 | 5 | 102 / 138 | Discovery 2.5 Td5 | | 84,450 | 3,00 2,00 3,00 | 913 CR 911 IF P 947 EX CR |  | 120 006 0014 00 | 1 | STD |
| Motor | | 6 | | 826 Si Sport | | 87,000 | 1,20 1,50 4,00 | 910 IF NIT S 911 P 777 CR S |  | 120 006 0012 00 | 1 | STD |
| Dieselmotor D2FA - D4FA | 2402 | 4 | 90 kW 122 PS | Defender 90 TD4 Defender 110 TD4 Defender 130 TD4 | 08 - | 89,900 | 2,00 2,00 2,00 | 910 NIT S 931 P 947 EX NIT S |  | 120 021 0065 00 | 1 | STD 0,50 |
| Dieselmotor 14 L 19 L | 2496 | 4 | 83 / 113 90 / 122 | Gemini III DI Defender 90 2.5 TDi Discovery 2.5 TDi Range Rover I 2.5 Tdi | | 90,475 | 3,00 2,50 3,00 | 916 CR 931 P 947 EX NIT S |  | 120 006 0015 00 | 1 | STD |
| Dieselmotor HR 492 HAT | 2393 | 4 | 67 kW (91 PS) | 2400 SD Turbo | 82-85 | 92,000 | 2,50 2,00 4,00 | 914 CR 931 FE 947 EX CR |  | 120 052 0002 00 | 1 | STD |
| Dieselmotor HR 492 HT | 2393 | 4 | 81/84 kW (110/114 PS) | 2400, 2400 SD Turbo Range Rover TD | 82-90 | | | | | | | |
| Motor HSE 36 D, 42 D, 46D | 3950 | 8 | 134 - 165 kW 182 - 224 PS | Discovery 3,9 V8 Range Rover 3,9 V8 Range Rover 4.0 | 93 - | 94,000 | 1,20 1,50 3,00 | 910 IF NIT S 931 P 947 EX CR |  | 120 006 0009 00 | 1 | STD |






























|  | ccm |  |  |  |  |  |  |  |  |  |  | |
|---|-----|---|---|---|---|---|---|---|---|---|---|-------------|
| Dieselmotor RF/RD 80 | | 1 | | | | 80,000 | 2,50 2,50 4,00 | 910 CR P 911 IF FE 948 EX P |  | 120 126 0005 00 21 | 1 | STD 0,50 |
| Dieselmotor RD 200 | | 2 | | | | 85,000 | 2,00 2,00 4,00 | 910 CR P 911 IF P 948 EX P |  | 120 126 0004 00 | 1 | STD |
| Dieselmotor RD 210 | | 2 | | Acme ADN 54 | | 90,000 | 2,00 2,00 4,00 | 910 CR S 911 IF P 948 EX FE |  | 120 126 0002 00 | 1 | STD |
| Dieselmotor RD/RF/RM 90 | | 1 | | | | | | | | | | |
| Dieselmotor RD/RM/RW 120 | | 1 | | | | | | | | | | |
| Dieselmotor RD/RW 220 | | 2 | | | | | | | | | | |
| Dieselmotor RDM 901 | | 1 | | | | | | | | | | |
| Dieselmotor RDM 902 | | 2 | | | | | | | | | | |
| Dieselmotor RD 900 | | 1 | | | | 90,000 | 2,50 2,50 | 910 IF CR 911 FE |  | 120 126 0003 00 | 1 | STD |
| Dieselmotor RD 901 | | 2 | | | | | 2,50 5,00 | 930 FE 947 EX FE |  | | | |
| Dieselmotor RD 920 | | 1 | | | | 92,000 | 2,50 2,50 | 910 CR 911 P |  | 120 126 0006 00 | 1 | STD |
| Dieselmotor RD 920 | | 2 | | | | | 2,50 5,00 | 911 P 947 EX CR |  | | | |
| Dieselmotor RD 951 | | 1 | | | | 95,000 | 2,50 2,50 | 910 IF CR 911 IF P |  | 120 126 0007 00 | 1 | STD |
| Dieselmotor RD 952 | | 2 | | | | | 2,50 4,00 4,00 | 911 IF P 947 EX FE 946 P |  | | | |
| Dieselmotor RD 270 | | 2 | | | | 95,000 | 2,50 2,50 2,50 5,50 | 910 IF CR 911 IF P 911 IF P 947 EX P |  | 120 126 0009 00 | 1 | STD |
| Dieselmotor CRD 100/2 | | 2 | | | | 100,000 | 2,50 2,50 | 910 CR 911 FE |  | 120 126 0008 00 | 1 | STD |
| Dieselmotor CRD/RD 100 | | 1 | | | | | 2,50 5,00 | 911 FE 947 EX CR P |  | | | |
| Dieselmotor RD 170 | | 1 | | | | | | | | | | |
| Dieselmotor RP 320 | | 2 | | | | | | | | | | |

|  | ccm |  |  |  |  |  |  |  |  |  |  | |
|---|------|---|---|---|---|--|---|---|---|---|---|---------------------|
| Motor 671 | 2141 | 4 | 56,5 kW (77 PS) | SG 2 E/4 N/4 L, SB 2 F | 56-69 | 88,000 | 2,00 2,00 4,50 | 910 CR S 911 FE 947 EX |  | 120 040 0022 00 | 1 | STD |
| Dieselmotor 599 LE 01 | 3017 | 4 | | | | 98,000 | 3,00 2,50 2,50 4,50 | 914 CR 911 IW FE 930 FE 947 EX CR |  | 120 040 0020 00 | 1 | STD |
| Dieselmotor 712.01-04 | 3017 | 4 | | | | | | | | | | |
| Dieselmotor 712.08 | 3017 | 4 | | | | | | | | | | |
| Dieselmotor 712-01...04/08 | 3319 | 4 | 65 kW (88 PS) | | | 98,000 | 3,00 2,50 4,50 | 914 CR 911 IW FE 947 EX CR |  | 120 040 0024 00 | 1 | STD |
| Dieselmotor 712-03/04 | 3319 | 4 | 56 kW (76,2 PS) | SG 4, SG 5, SM 4, D 5 T, SG 2 MB 35, SG 2 MB 38, SM 5, SG 4 DN/DL/DXL/DM, SG 2 D 3800, SG 2 DM 3800, SG 2 D 3500, SG 2 DM 3500, Super Goelette, Super Galion | 68-83 | | | |  | | | |
| Dieselmotor AD 4.236 | 3865 | 4 | 62,5 kW (85 PS) | 380 K, 560-C Stradair 05/10 | 61-78 | 98,480 | 2,38 2,38 2,38 6,33 | 910 IF CR 911 IF P 911 IF P 947 EX CR |  | 120 036 0008 00 | 1 | STD |
| Dieselmotor 6.354 | 5784 | 6 | 74,5 kW (101 PS) | GL 750 M, 560 K 610 | 74- | 98,480 | 2,38 2,38 2,38 6,33 6,33 | 910 IF CR 911 IF P 931 P 947 EX CR 946 P |  | 120 036 0015 00 | 1 | STD |
| Aircompressor | | | | Aircompressor | | 100,000 | 2,50 2,50 2,50 5,00 | 911 FE 911 FE 911 FE 947 EX FE |  | 120 300 0001 00 21 29 | 1 | STD 0,50 1,00 |
| Dieselmotor 597 | 5278 | 6 | 92,5 kW (126 PS) | SM 7-F 3000, F 3500, F 4000, F 4500, SM 8-F 3000 | 67- | 100,000 | 3,00 2,50 2,50 5,00 | 914 CR 911 FE 911 FE 947 EX CR P |  | 120 040 0023 00 | 1 | STD |
| Dieselmotor 720.01...03/08/12 | 3593 | 4 | 67,5/ 73,5 kW (92/100 PS) | SG 5, SG 5 C, SM 5, JK 60/ 65/ 75/ 90 B | 72-86 | 102,000 | 3,00 2,50 5,00 | 914 CR 911 FE 947 EX CR |  | 120 040 0025 00 | 1 | STD |
| Dieselmotor 797, U5M62, D 0216 MXU | 5489 | 6 | 98-110 kW (133-150 PS) | SM 7, SM 8, SM 8-13, SM 8-TM, SM 8-TY, E 7 C, SC 28, SC 29, JN 75, JN 90, JP 11, JP 13 | 70-80 | | | |  | | | |
| Dieselmotor 798 | 5491 | 6 | 109/112/ 125 kW 148/152/ 170 PS) | SM 8-TU, JP 13 T, JR 1, JN 75, 13 BUL, JP 11, 130, 150, 95130 | 72- | 102,000 | 3,00 2,50 2,50 5,00 | 914 CR 911 FE 911 FE 947 EX CR |  | 120 040 0026 00 | 1 | STD |
| Dieselmotor MIDR 602.026 D, 06.02.26D | 6177 | 6 | 166 kW (226 PS) | G 230, M 230 | 94- | 102,000 | 3,50 2,50 4,00 | 914 CR 911 FE 947 EX CR |  | 120 040 0027 00 | 1 | STD |
| Dieselmotor D 0836 M/MH/MU/ HM 3U/HM/HMN/ HMU/ HM 2/HM 7 | 7030 | 6 | 99,5/115/ 118 kW (135/156/ 160 PS) | S 45 GT, S 53 M, S 105 M, SC 10, SM 10, SM 12, SM 170, JM 170 C, SM 170 L, JM 170 N, JM 170 NA, JM 170 NA, JM 170 XL, S 105 M, Sciou | 63-73 | 108,000 | 2,50 2,50 5,00 | 910 CR 911 P 947 EX CR |  | 120 031 0009 00 | 1 | STD |
| Dieselmotor D 0846 HM 2/ HMN 2 | | 6 | | | 73- | | | | | | | |
| Dieselmotor D 0846 HM 2/ HMN 2 | 7252 | 6 | 117,5- 132 kW (160-180 PS) | SM 10, SM 12, SM 21, SM 170, SM 180 H, E 7 N, E 7 L, S 45 GT, S 53 M, S 105 M, Sciou | 69-73 | | | | | | | |
| Dieselmotor MID 620.30 | 8822 | 6 | | GB190, GF, GLR, GR191, TB, PR10100 | | 120,000 | 3,00 3,00 4,00 | 914 CR 911 IF CR P 947 EX CR |  | 120 040 0001 00 | 1 | STD |
| Dieselmotor MIP 620.30 | 8822 | 6 | | | | | | | | | | |
| Dieselmotor MID 620.30 | 8822 | 6 | | GB190, GF, GLR, GR191, TB, PR10100 | | 120,000 | 3,00 3,00 4,00 | 914 CR 911 FE 947 EX CR |  | 120 040 0004 00 | 1 | STD |
| Dieselmotor MIP 620.30 | 8822 | 6 | | | | | | | | | | |

|  | ccm |  |  |  |  |  |  |  |  |  |  | |
|--|-------|---|---|--|---|--|---|---|---|---|---|-----|
| Dieselmotor M 420, MDXM, MDX 16 M, 24 M, 26 M, 44 M, 44 M | 6328 | 4 | 88,5 kW (120 PS) | GBK 6, GLC 6 M, 6 M 2, PLB 6 SM, PBH 6, TBK 6, GDK 75, TBK 6, 6 B, RR, & S, GL 6 M 2, GLC 6 M 3, 6 RM 3, 8 M 3, 8 RM 3, GLR 8 M 3, 8 RM 3, L 62 M 3, RM 3, GBK 6, PBK 6, L 64, 6 M 3 | 55-77 | 120,000 | 3,25 3,00 3,00 6,00 | 914 CR 911 FE 931 FE 947 EX CR |  | 120 040 0003 00 | 1 | STD |
| Dieselmotor M 420.30 B 2 X, XB, XK, XKB, XR, MD 420.30 | 5881 | 4 | 88,5/ 99,5 kW (120/135 PS) | Stradair 20 T, TA, 30 T, TA, 40, 50, GAK 55, 65, 70/600, GAK 70, TAK 70, 20 K, 30 K, 770 K, 771 K, 680 KB, 880 K, KB, 881 KB, GBK 80, GL 900 | 65-77 | | | | | | | |
| Dieselmotor M 520, MDUMK, MDU 24 M, 25 M, 44 M, 45 M, 44 M 3, 46 M 3, MDZ 23 | 7917 | 5 | 111 kW (151 PS) | GLR 8 M, GLC 8 M, GBC, 8 M, TLC 8 M, GLR 160, CGK 160, TAK 160, TAK 180, TCK 8 A, TAK8, L 64 | 57-77 | | | | | | | |
| Dieselmotor M 620 P, T, 2, 23 | 9500 | 6 | 132,5 kW (180 PS) | GLM 10, GLR 10, TLM 10, TLR 10, GPRU 10, GR 200, TR 200, GR 205, GCK 200, PHN 10, PHL 10 | 57-77 | | | | | | | |
| Dieselmotor MIDS 620.30 | 8820 | 6 | 158-169 kW (215-230 PS) | GB 231, GC 231, GF 231, GLR 230, TB 231, PR 10, PR 12, PR 14, 950 KB 6 S, 950 KTB 6 S, G 210.19, G 230.19 | 78-87 | 120,000 | 3,25 3,00 3,00 | 914 CR 911 FE 931 FE |  | 120 040 0005 00 | 1 | STD |
| Dieselmotor MIDS 620.30 | 8820 | 6 | 153/169 kW (208/230 PS) | | 88- | | 4,00 | 947 EX CR | | | | |
| Dieselmotor MID/MIP 620.30 | 8822 | 6 | 136-158 kW (185-215 PS) | GB/GC/GF/, GLR 190, GR 191, Traktor TB 191-950, KB6-HBT, HB 26, PR 100 | 75-87 | 120,000 | 3,25 3,00 4,00 | 914 CR 911 P 947 EX CR |  | 120 040 0006 00 | 1 | STD |
| Dieselmotor MIDR 620.30 | 8820 | 6 | 194 kW (264 PS) | PR 14 GL, PR 14 S LG | 81-86 | | | | | | | |
| Dieselmotor MIDR/MIDS 620.45 | 9839 | 6 | 191/206 kW (260/280 PS) | C 260.26, C 260.19 T, C 279 T, G 260, G 280 | 06/88-94 | | | | | | | |
| Dieselmotor MIDR/MIDS 620.45 | 9839 | 6 | 191/206 kW (260/280 PS) | C 260.26, C 260.19 T, C 279 T, G 260, G 280 | 83-05/88 | | | | | | | |
| Dieselmotor MIDS 620.30 | 8820 | 6 | 153/169 kW (208/230 PS) | C 210, G 210, G 230 | 88-90 | | | | | | | |
| Dieselmotor MIP 620.30 | 8822 | 6 | 136 kW (185 PS) | HB 15, HB 17, HB 19, HB 26 | 78-81 | | | | | | | |
| Dieselmotor MID/MIP 620.30 | 8822 | 6 | 136-158 kW (185-215 PS) | GB/GC/GF/, GLR 190, GR 191, Traktor TB 191-950, KB6-HBT, HB 26, PR 100 | 75-87 | 120,000 | 3,25 3,00 4,00 | 914 CR 911 IF CR P 947 EX CR |  | 120 040 0013 00 | 1 | STD |
| Dieselmotor MIDR 620.30 | 8820 | 6 | 194 kW (264 PS) | PR 14 GL, PR 14 S LG | 81-86 | | | | | | | |
| Dieselmotor MIDR/MIDS 620.45 | 9839 | 6 | 191/206 kW (260/280 PS) | C 260.26, C 260.19 T, C 279 T, G 260, G 280 | 06/88-94 | | | | | | | |
| Dieselmotor MIDR/MIDS 620.45 | 9839 | 6 | 191/206 kW (260/280 PS) | C 260.26, C 260.19 T, C 279 T, G 260, G 280 | 83-05/88 | | | | | | | |
| Dieselmotor MIDS 620.30 | 8820 | 6 | 153/169 kW (208/230 PS) | C 210, G 210, G 230 | 88-90 | | | | | | | |
| Dieselmotor MIP 620.30 | 8822 | 6 | 136 kW (185 PS) | HB 15, HB 17, HB 19, HB 26 | 78-81 | | | | | | | |
| Dieselmotor MIDR/MIDS 620.45 | 9839 | 6 | 191/206 kW (260/280 PS) | C 260.26, C 260.19 T, C 279 T, G 260, G 280 | 95- | 120,000 | 3,50 3,00 4,00 | 914 CR 911 FE 947 EX CR |  | 120 040 0015 00 | 1 | STD |
| Dieselmotor MIDR/MIPS 620.45 | 9834 | 6 | 136-186 kW (186-253 PS) | PR 100, PR 180, C 260, G 260, R 312, PR 100.2/180.2, PER 180.2, G 260.6, G 260.15, T/G/C 260.16, B/G 260.17, T/G/C 260.19, G 260.24, G/C 260.26, G 300 Major | 95- | | | | | | | |
| Dieselmotor D 2156 HM 6 DK/HMN/HMUS | 10343 | 6 | 141,5/154,5/ 158/169/ 173 kW (192/210/ 215/230/ 235 PS) | E 7, 110, E 7.125, SM 200, SM 240, SM 240 HT, SM 21.240, SM 32.240, JM 200.2, JM 240.2 | 66-75 | 121,000 | 3,50 3,00 3,00 5,50 | 914 CR 911 FE 930 FE 947 EX CR |  | 120 031 0005 00 | 1 | STD |
| Dieselmotor D 2156 MTN 5 | 10350 | 6 | 187/210 kW (255/285 PS) | SH 280 TU, SH 36.280 TU, SH 380.280 TU, SM 260/280 | 68-78 | | | | | | | |

|  | ccm |  |  |  |  |  |  |  |  |  | | |
|---|-------|---|---|---|---|--|---|---|---|---|---|-----|
| Dieselmotor 2146 HM | 9660 | 6 | 156/173 kW (212/235 PS) | JM 240, JM 240 T, JM 240 TPE, JM 240 V, SM 10 S, SM 12 S, SM 190 | 64-67 | 121,000 | 3,50 3,00 3,00 5,50 | 910 CR 911 FE 930 FE 947 EX CR |  | 120 031 0012 00 | 1 | STD |
| Dieselmotor 2146 M | 9660 | 6 | 126,5 kW (172 PS) | JM 200, JM 200 TPE, JM 200 V | | | | |  | | | |
| Dieselmotor DCi 11 | 11122 | 6 | 229 - 303 kW 313 - 412 PS | Kerax 370 + 410 Premium Route 380 + 440 | 01.2000 - | 123,000 | 3,00 2,50 3,00 | 914 NIT S 911 IF U CR 947 EX NIT S |  | 120 040 0019 00 | 1 | STD |
| Dieselmotor D 2356 HM | 10350 | 6 | 173 kW (235 PS) | SM 260, SM 260 HT, SM 260 MT, 260 V, E 7 | 74-80 | 123,000 | 3,50 3,00 3,00 5,50 | 914 CR 911 FE 930 FE 947 EX CR |  | 120 031 0013 00 | 1 | STD |
| Dieselmotor MIDR 06.23.56.A3 MIDR 06.23.56.A41 MIDR 06.23.56.B41 | 11122 | 6 | 361 - 381 PS 266 - 288 kW | Midium 135 Premium 365 Premium 400 ARES 380 Illiade Kerax 385 + 400 | 96 - | 123,000 | 3,50 3,00 4,00 | 914 CR 911 IF P 947 EX CR |  | 120 040 0017 00 | 1 | STD |
| Dieselmotor MIDR 06.24.65 | 11949 | 6 | 287 - 412 kW 390 - 560 PS | | | 123,850 | 3,16 2,39 4,75 | 914 CR P 911 IF CR P 947 EX CR P |  | 120 040 0018 00 | 1 | STD |
| Dieselmotor D 2555 M | | 5 | 124 kW (168 PS) | | | 125,000 | 3,00 | 914 CR S |  | 120 031 0006 00 | 1 | STD |
| Dieselmotor D 2556 MXF | | 6 | 141,5 kW (192 PS) | 15.168, 19.168, 19.240, 26.240, 32.240, EPG 176, EPG 216, EPG 246, EPG 288 | 73- | | 3,00 5,00 | 911 FE 947 EX CR |  | | | |
| Dieselmotor D 2858 M | 15450 | V8 | 223,5 kW (304 PS) | SM 300, SM 340, 19.304 DFA, 22.304 DFAT | 73- | 128,000 | 3,50 3,00 3,00 5,50 | 914 CR 911 FE 931 FE 947 EX CR |  | 120 031 0025 00 | 1 | STD |
| Dieselmotor MS 635 T, MDS 635.40 | 12000 | 6 | 191,5/206/ 224 kW (260/280/ 306 PS) | Traktor TR 280, TLR 280 M 3, GR 280-N, -L, -EL, GBH 280-N, GR 305, GRH 305, TRH 305, 310 | 74-83 | 135,000 | 3,50 3,00 3,00 6,00 | 914 CR 911 FE 931 FE 947 EX CR |  | 120 040 0007 00 | 1 | STD |
| Dieselmotor MIVS 835.30 | 14886 | V8 | 262 kW (356 PS) | GR350, GRH, TR, TRH | | 135,000 | 3,50 3,00 3,00 4,00 | 914 CR 911 FE 931 FE 947 EX CR |  | 120 040 0008 00 | 1 | STD |
| Dieselmotor MDS/MDS 635.40 | 12024 | 6 | 206 kW (280 PS) | GBH 280, CBH 280 | 82- | 135,000 | 3,50 3,00 6,00 | 914 CR 911 FE 947 EX CR |  | 120 040 0009 00 | 1 | STD |
| Dieselmotor MIDR 635.40 | 12024 | 6 | 226 kW (307,5 PS) | Baureihe 305/310, PX 30 | 79- | 135,000 | 3,50 3,00 | 914 CR 911 FE |  | 120 040 0012 00 | 1 | STD |
| Dieselmotor MIDR 635.40 C | 11941 | 6 | 224 kW (305 PS) | R 310 T | 84- | | 4,00 | 947 EX CR |  | | | |
| Dieselmotor MIVR 835.30 | 14880 | V8 | 286 kW (389 PS) | R 390, R 420 | 86- | | | | | | | |
| Dieselmotor MIVS 835.30-20137 | 14886 | V8 | 262 kW (356 PS) | R 360, R 360 T, GR 350, TR 350 | 78-84 | | | | | | | |
| Dieselmotor MIVS 835.30-2015 | 14886 | V8 | 268 kW (365 PS) | R 360 T, R 370 | 84- | | | | | | | |
| Dieselmotor MIVS 835.30-2015 | 14886 | V8 | 268 kW (365 PS) | R 370 | 85- | | | | | | | |
| Dieselmotor MIDR 0635.40 J 1 | 12024 | 6 | 309 kW (420 PS) | AE 420, R 420 | 07/96 | 135,000 | 4,00 | 914 CR |  | 120 040 0014 00 | 1 | STD |
| Dieselmotor MIDR 0635.40 J 1 | 12024 | 6 | 309 kW (420 PS) | AE 420, R 420 | 92-06/96 | | 3,00 4,00 | 911 FE 947 EX CR |  | | | |
| Dieselmotor MIDR 0635.40 J 3 Euro 1 | 12024 | 6 | 305 kW (415 PS) | AE 420, Major R 420 | 92- | | | | | | | |
| Dieselmotor MIDR 0635.40 L 1 | 12024 | 6 | 283 kW (385 PS) | AE 385, R 385 | 07/96 | | | | | | | |
| Dieselmotor MIDR 0635.40 L 1 | 12024 | 6 | 283 kW (385 PS) | AE 385, R 385 | 92- | | | | | | | |
| Dieselmotor MIDR 0635.40 M 3 Euro 1 | 12024 | 6 | 235 kW (320 PS) | CLM 320, GBH 320, CBH 320 | 07/96- | | | | | | | |
| Dieselmotor MIDR 0635.40 M 3 Euro 1 | 12024 | 6 | 235 kW (320 PS) | CLM 320, GBH 320, CBH 320 | 92-06/96 | | | | | | | |
| Dieselmotor MIDR 0635.40 N 3 Euro 1 | 12024 | 6 | 283 kW (385 PS) | AE 385, Major R 385, CLM 385, GBH 385, CBH 385 | 07/96 | | | | | | | |
| Dieselmotor MIDR 0635.40 N 3 Euro 1 | 12024 | 6 | 283 kW (385 PS) | AE 385, Major R 385, CLM 385, GBH 385, CBH 385 | 92- | | | | | | | |
| Dieselmotor MIDR 635.40 G/H 2 | 12024 | 6 | 255-275 kW (346-374 PS) | R 340, R 350, R 365, R 380, AE 380 | 87- | | | | | | | |

|  | ccm |  |  |  |  |  |  |  |  |  |  | |
|---|-------|---|---|---|---|--|---|---|---|---|---|-----|
| Dieselmotor MIDR 0635.40 J 1 | 12024 | 6 | 309 kW (420 PS) | AE 420, R 420 | 07/96 | 135,000 | 4,00 3,00 | 914 CR 911 IW CR 947 EX CR |  | 120 040 0016 00 | 1 | STD |
| Dieselmotor MIDR 0635.40 J 1 | 12024 | 6 | 309 kW (420 PS) | AE 420, R 420 | 92-06/96 | | | |  | | | |
| Dieselmotor MIDR 0635.40 J 3 Euro 1 | 12024 | 6 | 305 kW (415 PS) | AE 420, Major R 420 | 92- | | | | | | | |
| Dieselmotor MIDR 0635.40 L 1 | 12024 | 6 | 283 kW (385 PS) | AE 385, R 385 | 92- | | | | | | | |
| Dieselmotor MIDR 0635.40 L 1 | 12024 | 6 | 283 kW (385 PS) | AE 385, R 385 | 07/96 | | | | | | | |
| Dieselmotor MIDR 0635.40 M 3 Euro 1 | 12024 | 6 | 235 kW (320 PS) | CLM 320, GBH 320, CBH 320 | 07/96- | | | | | | | |
| Dieselmotor MIDR 0635.40 M 3 Euro 1 | 12024 | 6 | 235 kW (320 PS) | CLM 320, GBH 320, CBH 320 | 92-06/96 | | | | | | | |
| Dieselmotor MIDR 0635.40 N 3 Euro 1 | 12024 | 6 | 283 kW (385 PS) | AE 385, Major R 385, CLM 385, GBH 385, CBH 385 | 07/96 | | | | | | | |
| Dieselmotor MIDR 0635.40 N 3 Euro 1 | 12024 | 6 | 283 kW (385 PS) | AE 385, Major R 385, CLM 385, GBH 385, CBH 385 | 92- | | | | | | | |
| Dieselmotor MIDR 635.40 G/H 2 | 12024 | 6 | 255-275 kW (346-374 PS) | R 340, R 350, R 365, R 380, AE 380 | 87- | | | | | | | |

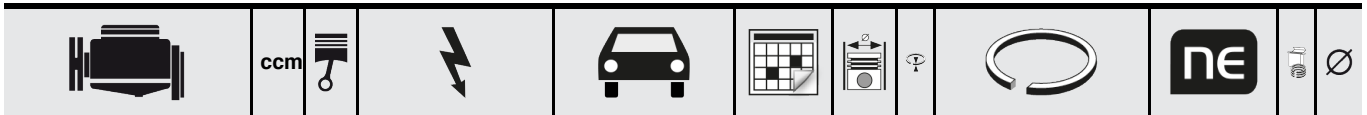
|  | ccm |  |  |  |  |  |  |  |  |  |  | |
|---|-------|---|---|---|---|--|---|---|---|---|---|-------------------------------------|
| Motor A 16 LET | 1598 | 4 | 132 kW (180 PS) | 9-5 (YS3G) 1.6 Turbo | 05/10 - 01/12 | 79,000 | 1,20 1,20 2,00 | 910 NIT S 931 P 777 NIT S |  | 120 035 0009 00 21 | 1 | STD 0,50 |
| Motor Z 1.8 XE | 1796 | 4 | 92 kW 125 PS | 9-3 | 04 - | 80,500 | 1,20 1,20 2,00 | 910 NIT S IF 931 P 777 NIT S |  | 120 035 0044 00 15 21 26 29 | 1 | STD 0,25 0,50 0,75 1,00 |
| Motor B 258 I | 24980 | 6 | 125 kW 170 PS | 900 | 93-98 | 81,600 | 1,50 1,50 3,00 | 910 IF CR S 931 FE 777 CR S |  | 120 035 0038 00 21 | 1 | STD 0,50 |
| Dieselmotor Z 19 DTH Z 19 DTJ | 1910 | 4 | 88 - 110 kW 120 - 150 PS | 9-3 | 08 - | 82,000 | 2,00 2,00 2,00 | 910 CR S 911 FE 947 EX NIT S |  | 120 035 0062 00 | 1 | STD |
| Dieselmotor A20DTH | 1956 | 4 | 118 kW (160 PS) | 9-5 (YS3G) 2.0 TiD | 05/10- | 83,000 | 1,50 | 910 CDS P |  | 120 035 0007 00 21 | 1 | STD 0,50 |
| Dieselmotor A20DTR | 1956 | 4 | 140 kW (190 PS) | 9-5 (YS3G) 2.0 TTiD | 05/10- | | 1,50 | 931 ES P |  | | | |
| Motor A20DTR | 1956 | 4 | 140 kW (190 PS) | 9-5 (YS3G) 2.0 TTiD XWD | 05/10- | | 2,00 | 947 EX NIT S |  | | | |
| Dieselmotor Y 2.2 DTH | 2171 | 4 | 88 - 92 kW 120 - 125 PS | 9-3 | 00 - | 84,000 | 1,75 1,75 3,00 | 910 IF CR S 931 P 947 EX NIT |  | 120 035 0049 00 21 | 1 | STD 0,50 |
| Motor A 20 NFT | 1998 | 4 | 162 kW (220 PS) | 9-3 (YS3F) 2.0 t | 05/10- | 86,000 | 1,20 | 910 NIT S |  | 120 035 0015 00 21 | 1 | STD 0,50 |
| Motor A 20 NHT | 1998 | 4 | 162 kW (220 PS) | 9-5 (YS3G) 2.0 Turbo | 05/10 - 01/12 | | 1,50 2,00 | 931 ES P 777 NIT S |  | | | |
| Motor B 207 R | 1998 | 4 | 154 kW 210 PS | 9-3 | 02 - | 86,000 | 1,20 1,50 2,50 | 910 NIT S 931 P 777 NIT S |  | 120 035 0055 00 21 | 1 | STD 0,50 |
| Motor X 30 XE | 2962 | V6 | 147 kW (200 PS) | 9000 CD, 9-5 3.0 V 6 t SE | | 86,000 | 1,50 1,50 3,00 | 910 IF CR S 931 P 777 CR S |  | 120 035 0032 00 21 29 | 1 | STD 0,50 1,00 |
| Dieselmotor 6DE1 D308L | 2958 | 6 | 125 - 130 kW 170 - 177 PS | 3.0 TiD SAAB 9-5 | 97 - | 87,500 | 2,50 1,50 3,00 | 910 CR P 931 P 947 EX NIT S |  | 121 079 0088 00 | 6 | STD |
| Motor B 205 E | 1984 | 4 | 140 kW (190 PS) | 9000 | 96- | 90,000 | 1,50 | 910 IF CR S |  | 120 039 0006 00 | 1 | STD |
| Motor B 235 E B 235 R | 2290 | 4 | 125 - 169 kW (170 - 230 PS) | 9000, 9-5 Turbo | 96- | | 1,50 2,50 | 931 P 777 CR S |  | | | |
| Motor B 20, B 201 B 202 | 1985 | 4 | 128,5 kW (175 PS) | 900 Turbo | 86-93 | 90,000 | 1,75 2,00 4,00 | 910 IF CR 930 FE 777 CR S |  | 120 039 0002 00 21 | 1 | STD 0,50 |
| Motor B 204 B 206 | 1985 | 4 | 94 kW (128 PS) | 9000 | 94 - | 90,000 | 1,75 | 910 IF CR |  | 120 039 0004 00 | 1 | STD |
| Motor B 234 B 234 I B 234 L | 2290 | 4 | 107 - 143 kW 146 - 194 PS | 900, 9000 Turbo | 89 - 98 | | 2,00 3,00 | 930 FE 777 CR S |  | | | |



SAME

Globally reliable

| | ccm | | | | | | | | | | | |
|------------------------------|------|---|------------------------|--|-----|---------|------|-------------|--|-----------------|---|------|
| Dieselmotor 953 | | 3 | | | | 95,000 | 2,50 | 910 IF CR | | 120 045 0006 00 | 1 | STD |
| Dieselmotor 953 | | 2 | | Traktor Delfino, Minitauro | | | 2,50 | 911 IF P | | | | |
| Dieselmotor 952 | | 2 | | Traktor, Sametto, Atlanta 45, Centauro | | 95,000 | 2,50 | 910 IF CR | | 120 045 0012 00 | 1 | STD |
| Dieselmotor 954 | | 4 | | | | | 2,50 | 911 IF P | | | | |
| Dieselmotor 982 | | 2 | | | | 98,000 | 2,50 | 910 IF CR | | 120 045 0004 00 | 1 | STD |
| Dieselmotor 983 | | 3 | | | | | 2,50 | 911 IW FE | | 21 | | 0,50 |
| Dieselmotor 984 | 3619 | 4 | | Traktor Sirenetta, Delfino 35, Aurora 45, Corsaro 70, Drago, Falcon, Vigneron, Panther, Panther 90, Tiger six 105, Corsaro 70 SY, Same 047, Condor 55 SY | | | 2,50 | 930 FE | | | | |
| Dieselmotor 985 | 4524 | 5 | | | | | 5,00 | 947 EX CR | | | | |
| Dieselmotor 986 L | | 6 | | | | | | | | | | |
| Dieselmotor | | 2 | | Italia 35 | | 100,000 | 2,50 | 910 CR | | 120 045 0008 00 | 1 | STD |
| Dieselmotor | | 4 | | Italia 70 | | | 2,50 | 911 FE | | | | |
| | | | | | | | 2,50 | 930 P | | | | |
| | | | | | | | 5,00 | 947 EX CR P | | | | |
| | | | | | | | 5,00 | 946 P | | | | |
| Dieselmotor | | 3 | | | | 100,000 | 2,50 | 910 CR | | 120 045 0009 00 | 1 | STD |
| Dieselmotor | | 4 | | | | | 2,50 | 911 FE | | | | |
| Dieselmotor | | 5 | | | | | 2,50 | 930 P | | | | |
| Dieselmotor | | 6 | | | | | 5,00 | 947 EX CR | | | | |
| Dieselmotor | | 2 | | Traktor, Panther, Tiger six, Corsaro, Condor | | | | | | | | |
| Dieselmotor 916 A | | 3 | | | | 103,000 | 3,00 | 910 CR | | 120 045 0010 00 | 1 | STD |
| Dieselmotor 916 A | | 4 | | | | | 3,00 | 911 FE | | | | |
| Dieselmotor X1M | | 3 | | | | | 4,00 | 947 EX CR | | | | |
| Dieselmotor X1M | | 4 | | | | | | | | | | |
| Dieselmotor 105.3 | 3166 | 3 | | Taurus, Jaguar, Buffalo, Leopard | | 105,000 | 2,50 | 910 CR IF P | | 120 045 0001 00 | 1 | STD |
| Dieselmotor 105.4 | 4156 | 4 | | | | | 2,50 | 911 FE | | | | |
| Dieselmotor 105.6 | 6234 | 6 | | | | | 2,50 | 930 FE | | | | |
| | | | | | | | 5,00 | 947 EX CR P | | | | |
| | | | | | | | 5,00 | 946 P | | | | |
| Dieselmotor 105.4 PT | 4156 | 4 | | Leopard, Buffalo | | 105,000 | 2,50 | 910 CR IF P | | 120 045 0002 00 | 1 | STD |
| Dieselmotor 105.6 PT | 6234 | 6 | | | | | 2,50 | 930 FE | | 21 | | 0,50 |
| | | | | | | | 5,00 | 947 EX CR P | | 29 | | 1,00 |
| Dieselmotor 1053 P | 3116 | 3 | 43-46 kW (58-63 PS) | Taurus 60 E/C, Vigneron 60, Minotaurus 60/F | 79- | 105,000 | 2,50 | 910 CR IF P | | 120 045 0005 00 | 1 | STD |
| Dieselmotor 1054 P | 4156 | 4 | 55-62 kW (75-84 PS) | Centurion, 75 S/E, Mercury 85 S/E, Leopard C, Saturno | 79- | | 2,50 | 911 P | | 21 | | 0,50 |
| Dieselmotor 1055 P | 5195 | 5 | 69-74 kW (94-100 PS) | Jaguar 100 E | 79- | | 2,50 | 930 FE | | | | |
| Dieselmotor 1056 P | 6234 | 6 | 85-107 kW (115-145 PS) | Drago 120, Trident 130 E, Laser 130, Buffalo 130 | 79- | | 5,00 | 947 EX CR P | | | | |
| Dieselmotor 1000.3 AT | | 3 | | Traktor, Gamma-Media | | 105,000 | 3,00 | 910 CR IW | | 120 045 0003 00 | 1 | STD |
| Dieselmotor 1000.4 AT | | 4 | | | | | 2,50 | 911 FE | | 21 | | 0,50 |
| Dieselmotor 1000.6 AT | | 6 | | | | | 4,00 | 947 EX CR | | | | |
| Dieselmotor 1000.3 WT/AT/W/A | | 3 | | | | 105,000 | 3,00 | 910 CR IW | | 120 045 0011 00 | 1 | STD |
| Dieselmotor 1000.4 WT/AT/W/A | | 4 | | | | | 2,50 | 910 CR IF P | | | | |
| Dieselmotor 1000.6 WT/AT/A | | 6 | | | | | 4,00 | 947 EX CR | | | | |
| Dieselmotor H 496, H 5116 | | 4 | | | | 110,000 | 3,00 | 910 CR | | 120 045 0007 00 | 1 | STD |
| Dieselmotor H 6136 | | 6 | | | | | 3,00 | 911 FE | | | | |
| | | | | | | | 6,00 | 947 EX CR | | | | |






















siehe / see / voir RVI



SCANIA

Globally reliable

| | ccm | | | | | | | | | | | |
|--|-------|----|---|---|----------|---------|------------------------------|---|--|-----------------|---|-----|
| Dieselmotor D 8 | 7800 | 6 | | L 80, LB 80, L 81, LB 81, G 82, P 82, T 82, L 85, LB 85, L 86, LB 86 | | 115,000 | 2,38 2,38 2,38 4,74 | 910 CR 911 FE 911 FE 947 EX CR | | 120 139 0006 00 | 1 | STD |
| Dieselmotor DS 8 | 7800 | 6 | | | | | | | | | | |
| Dieselmotor DSJ 8 | 7786 | 6 | 120/153 kW (163/208 PS) | | | | | | | | | |
| Dieselmotor D 8 05/06, DS 8 01 | 7800 | 6 | 140/155/ 170 kW (190/211/ 231 PS) | L/LB 80 S, L/LB 81 S, G 82 M, P 82 H/HB/M/MA, T 82 H/M, L/LB 85 S, L/LB 86 S | 74-87 | 115,000 | 2,38 2,38 4,74 | 910 CR 911 FE 947 EX CR | | 120 139 0009 00 | 1 | STD |
| Dieselmotor DN 8 01 | 7800 | 6 | 120 kW (163 PS) | L 80, LB 80, L 81, LB 81, G 82 M/MD, P 82 H, M, T 82 H/M, L/LB 85, L/LB/LS/B/ BF/BR 86 | 01/77-78 | | | | | | | |
| Dieselmotor DN 9 01 | 8724 | 6 | 150-162 kW (204-220 PS) | Baureihe 92 | 85- | | | | | | | |
| Dieselmotor DN 9 01 | 8724 | 6 | 150-162 kW (204-220 PS) | Baureihe 92 | 85-92 | | | | | | | |
| Dieselmotor DSJ 8 01 | 7800 | 6 | 170 kW (231 PS) | 82 | 82-87 | | | | | | | |
| Dieselmotor D 5 | 4720 | 4 | 59 kW (80 PS) | | | 115,000 | 3,00 3,00 | 910 CR 911 IF FE | | 120 139 0001 00 | 1 | STD |
| Dieselmotor D 7 | 7170 | 6 | 88,5 kW (120 PS) | L 5546, L 5550 L | 60-63 | | 3,00 6,00 | 911 IF FE 947 P | | | | |
| Dieselmotor D 7 | 7170 | 6 | 88,5 kW (120 PS) | L/LS 55, 42 L | 59-62 | | 6,00 | 947 P | | | | |
| Dieselmotor DS 8 | 7800 | 6 | 140-153 kW (190-208 PS) | L/LB 80, L/LB 81, L/LB 85, L/LB 86 | 68-74 | 115,000 | 3,00 3,00 3,00 6,00 | 910 CR 911 IF FE 911 IF FE 947 EX CR | | 120 139 0003 00 | 1 | STD |
| Dieselmotor DS 9 05, 9 06, 9 08 | 8471 | 6 | 155-185 kW | 82, 92, 93 | | 115,000 | 3,16 2,38 | 914 CR 911 FE | | 120 139 0015 00 | 1 | STD |
| Dieselmotor DSC 902 - 9 44 | 8724 | | 180-207 kW | | | | 3,50 | 947 EX CR | | | | |
| Dieselmotor DS 9.01 | 8724 | 6 | 180/185 kW (245/252 PS) | 82, 92 | 85-06/87 | 115,000 | 3,16 2,38 | 914 IW CR 911 FE | | 120 139 0010 00 | 1 | STD |
| Dieselmotor DS 9.05/06/08 | 8471 | 6 | 155/167/ 185 kW (211/227/ 252 PS) | Baureihe 93 | 06/87- | | 4,74 | 947 EX CR | | | | |
| Dieselmotor DS 9.05/06/08 | 8471 | 6 | 155/167/ 185 kW (211/227/ 252 PS) | DSC 9.02/07/08/09, DSC 9.40/41/42/44, Baureihe 93 | 06/87-92 | | | | | | | |
| Dieselmotor DSC 9.01/02 | 8724 | 6 | 202/207 kW (275/282 PS) | D/P/R/T 92 | 85- | | | | | | | |
| Dieselmotor D 11 | 11000 | 6 | | L 110, LS 110, LB 110, L 140, LB 140, LBS 140 | | 127,000 | 2,38 2,38 2,38 4,74 | 910 CR 911 IW FE 911 IW FE 947 EX CR | | 120 139 0002 00 | 1 | STD |
| Dieselmotor D 14 | 14200 | V8 | | | | | | | | | | |
| Dieselmotor DS 11 | 11000 | 6 | | | | | | | | | | |
| Dieselmotor DS 14 | 14200 | V8 | 148,5- 275 kW (202-375 PS) | | | | | | | | | |
| Dieselmotor D 11, DN 11.01 | 11000 | 6 | 149/153 kW (203/208 PS) | L/LB 110 | 08/73-75 | 127,000 | 2,38 2,38 4,74 | 910 CR 911 IW FE 947 EX CR | | 120 139 0004 00 | 1 | STD |
| Dieselmotor D 11, DN 11.01 | 11000 | 6 | 149/153 kW (203/208 PS) | L/LB/LS/LBS 111, SBA 111, T 112 E/H | 75-81 | | | | | | | |
| Dieselmotor DS 11.01 | 11000 | 6 | 202,5 kW (275 PS) | L/LS/LB/LBS 110 S, L/LB/LS/LT/ | 08/73-75 | | | | | | | |
| Dieselmotor DS 11.01/02/ 14/15/18, L05 | 11000 | 6 | 206/218/ 224/245 kW (280/296/ 305/333 PS) | LB S/LBT 111 S, LT/ LBT 111 BB, LBT 111 FB, SBAT 111, T 112 H/E, G 112 M, K 112, R 112/M/ MA/H/E, B 116, P 112 M/MA/H/E | 75-88 | | | | | | | |
| Dieselmotor D 11 | 11000 | 6 | 143/ 148,5 kW (195/202 PS) | L/B/CF/CR 76 | 62- | 127,000 | 2,38 2,38 | 910 CR 911 IW FE | | 120 139 0005 00 | 1 | STD |
| Dieselmotor DS 11 | 11000 | 6 | 165/ 202,5 kW (225/275 PS) | L 76 | 62-65 | | 2,38 6,33 | 911 IW FE 947 EX CR | | | | |
| Dieselmotor DS 11 | 11000 | 6 | 202,5 kW (275 PS) | L 76 | 66- | | | | | | | |
| Dieselmotor DS 11 | 11000 | 6 | 202,5 kW (275 PS) | L/LB/LBS/LBT/LS/LT 110 S | 66-08/73 | | | | | | | |
| Dieselmotor DS 11 | 11000 | 6 | 202,5 kW (275 PS) | L/LS/LB/, LBS 110 | 67-08/73 | | | | | | | |















|  | ccm |  |  |  |  |  |  |  |  |  |  | |
|---|-------|---|---|---|---|--|---|---|---|---|---|-----|
| Dieselmotor DS 14 | 14200 | V8 | 257,5 kW (350 PS) | L/LB/LS/LBS/LBT 140, LT 145 | 69-76 | 127,000 | 3,16 2,38 | 914 IW CR 911 IW FE |  | 120 139 0011 00 | 1 | STD |
| Dieselmotor DS 14.01/02, DSI 14, DSC 14 | 14200 | V8 | 309/316 kW (420/430 PS) | L/LB/LS/LBS/LBT 141 S, T 112 E, R 142 E/H/M/MA, R/T 142 H, 146 141, 142, 146 | 83- | | 4,74 | 947 EX CR |  | | | |
| Dieselmotor DS 14.06 | 14200 | V8 | 276/285/ 291 kW (375/388/ 396 PS) | | 77- | | | | | | | |
| Dieselmotor DS 11 | 11000 | 6 | | Case-Traktoren (USA), Land-, Baumaschine | 78-88 | 127,000 | 3,16 2,38 | 914 IW CR 911 IW FE |  | 120 139 0012 00 | 1 | STD |
| Dieselmotor DS 11 | 11000 | 6 | | Case-Traktoren (USA), Land-, Baumaschine | 88- | | 4,74 | 947 EX CR |  | | | |
| Dieselmotor D 10 | 10260 | 6 | | LA 75, LS 75, LT 75 | | 127,000 | 3,16 | 910 CR |  | 120 139 0008 00 | 1 | STD |
| Dieselmotor DS 10 | 10260 | 6 | | | | | 3,16 3,16 6,33 6,33 | 911 FE 911 FE 947 EX CR 946 FE |  | | | |
| Dieselmotor DC 12.06, DC 12.14, DC 12.15, DC 12.22, DT 12.11, DT 12.12 | 11716 | 6 | 309 kW (420 PS) | Serie P, G, R, T - P 420, R 420, G 420 | 03/04- | 127,000 | 3,50 2,38 | 914 IW CKS 911 IW CR |  | 120 139 0007 00 | 1 | STD |
| Dieselmotor DC 9.11, DC 9.18 | 8867 | 5 | 228 kW (310 PS) | Serie P, G, R, T - P 310, G 310, R 310 | 04/04- | | 3,50 | 947 EX CR |  | | | |
| Dieselmotor DT 12.03, DT 12.06 | 11716 | 6 | 345 kW (470 PS) | Serie P, G, R, T - R 470, P 470 | 03/04- | | | | | | | |
| Dieselmotor DT 12.17 | 11716 | 6 | 353 kW (480 PS) | Serie P, G, R, T - R 480, G 480, P 480 | 04/04- | | | | | | | |



SCANIA

Globally reliable












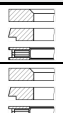
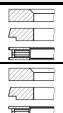
| | ccm | | | | | | | | | | | |
|---|-------|----|-------------------------|--|-------------|---------|----------------------|-------------------------------------|--|-----------------|---|-----|
| Dieselmotor DC16.01 | 15600 | 8 | 426 kW (580 PS) | Serie 4 164 C/580 Serie 4 164 G/580 Serie 4 164 L/580 | 05/00- | 127,000 | 3,50 2,38 3,50 | 914 IW CKS 911 IW P 947 EX CR | | 120 139 0016 00 | 1 | STD |
| Dieselmotor DC16.02 | 15600 | 8 | 353 kW (480 PS) | Serie 4 164 C/480 Serie 4 164 G/480 Serie 4 164 L/480 | 05/00- | | | | | | | |
| Dieselmotor DC9.20 | 8867 | 5 | 198 kW (269 PS) | Serie 4 94 D/270 | | | | | | | | |
| Dieselmotor DS11.75 | 11020 | 6 | 228 kW (310 PS) | Serie 3 113 H/310 | 01/90-12/91 | | | | | | | |
| Dieselmotor DS11.78 | 11020 | 6 | 200 kW (272 PS) | | | | | | | | | |
| Dieselmotor DSC 11.36 | 11020 | 6 | 265 kW (360 PS) | Serie 3 113 E/360 Serie 3 113 H/360 Serie 3 113 M/360 Serie 3 T 113 E/360 Serie 3 T 113 H/360 | 01/90-12/96 | | | | | | | |
| Dieselmotor DSC11.21 | 11020 | 6 | 235 kW (320 PS) | Serie 3 113 E/320 Serie 3 113 H/320 Serie 3 113 M/320 Serie 3 T 113 E/320 Serie 3 T 113 H/320 | 01/90-12-96 | | | | | | | |
| Dieselmotor DSC11.23 | 11020 | 6 | 266 kW (362 PS) | Serie 3 113 E/360 Serie 3 113 H/360 Serie 3 113 M/360 Serie 3 T 113 E/360 Serie 3 T 113 H/360 | 01/90-12/96 | | | | | | | |
| Dieselmotor DSC11.24 | 11020 | 6 | 191 kW (260 PS) | Bus Serie 3 L 113 CLB | 11/93-12/96 | | | | | | | |
| Dieselmotor DSC11.27 | 11020 | 6 | 180 kW (245 PS) | | | | | | | | | |
| Dieselmotor DSC11.35 | 11020 | 6 | 235 kW (320 PS) | | | | | | | | | |
| Dieselmotor DSC11.36 | 11020 | 6 | 235 kW (320 PS) | | | | | | | | | |
| Dieselmotor DSC11.70, DSC11.22 | 11020 | 6 | 280 kW (381 PS) | Serie 3 113 E/380 Serie 3 113 H/380 Serie 3 113 M/380 | 01/91-12/96 | | | | | | | |
| Dieselmotor DSC11.71 | 11020 | 6 | 235 kW (320 PS) | | | | | | | | | |
| Dieselmotor DSC11.81 | 11020 | 6 | 305 kW (415 PS) | Bus Serie 3 K 113 CLB | 01/91-12/97 | | | | | | | |
| Dieselmotor DSC12.02 | 11700 | 6 | 265 kW (360 PS) | Serie 4 124 C/360 Serie 4 124 G/360 Serie 4 124 L/360 Serie 4 T 124 C/360 Serie 4 T 124 G/360 Serie 4 T 124 L/360 | 05/95- | | | | | | | |
| Dieselmotor DSC14.13 | 14200 | 8 | 390 kW (530 PS) | Serie 4 144 C/530 Serie 4 144 G/530 Serie 4 144 L/530 Serie 4 T 144 C/530 Serie 4 T 144 G/530 Serie 4 T 144 L/530 | 09/95- | | | | | | | |
| Dieselmotor DSC14.15 | 14200 | 8 | 338 kW (460 PS) | Serie 4 144 C/460 Serie 4 144 G/460 Serie 4 144 L/460 Serie 4 T 144 C/460 Serie 4 T 144 G/460 Serie 4 T 144 L/460 | 09/95- | | | | | | | |
| Dieselmotor DSC 11 Euro 2 | 11015 | 6 | 280 kW (381 PS) | R 113 H | 95- | 127,000 | 3,50 2,38 | 914 IW CR 911 IW FE | | 120 139 0013 00 | 1 | STD |
| Dieselmotor DSC 11/27 | 11022 | 6 | 200 kW (272 PS) | 113 Bus | 91- | | 3,50 | 947 EX CR | | | | |
| Dieselmotor DSC 12 01/ 02 Euro 2/Euro 3 | 11700 | 6 | 265-325 kW (360-442 PS) | R 124 LA 400 | 96- | | | | | | | |
| Dieselmotor DSC 14 | 14181 | V8 | | | 10/95-08/98 | | | | | | | |



























|  | ccm |  |  |  |  |  |  |  |  |  |  | |
|---|-------|---|---|--|---|--|---|---|---|---|---|-----|
| Dieselmotor DS 11 | 11015 | 6 | | Industriemotor | 89- | 127,000 | 3,50 | 914 IW CR |  | 120 139 0014 00 | 1 | STD |
| Dieselmotor DS 11.34/73, DSC 11.12/13/16/17/18 | 11015 | 6 | 230/265 kW (313/360 PS) | Baureihe 113 | 87- | | 2,38 4,74 | 911 IW FE 947 EX CR |  | | | |
| Dieselmotor DS 14 Case | 14180 | V8 | 300 kW (408 PS) | | -88 | | | | | | | |
| Dieselmotor DS 14 Case DS 14.46/48/ 49/50 | 14180 | V8 | 300 kW (408 PS) | | 88- | | | | | | | |
| Dieselmotor DSC 11 | 11015 | 6 | 220 kW (300 PS) | Industriemotor | 89- | | | | | | | |
| Dieselmotor DSC 11.01 | 11018 | 6 | 252 kW (343 PS) | 112 | 86- | | | | | | | |
| Dieselmotor DSC 11.08/10/ 30/70 Euro 2 | 11000 | 6 | 280 kW (381 PS) | R 113 MA 380 A | | | | | | | | |
| Dieselmotor DSC 11.21/23/ 35/36, DS 11.75 | 11022 | 6 | 235/266 kW (320/362 PS) | P/R/T 113 | 91- | | | | | | | |
| Dieselmotor DSC 11.22/70, DTC 11.01/02 Euro 1 | 11015 | 6 | 235-280 kW (320-381 PS) | P/R 113 | 90- | | | | | | | |
| Dieselmotor DSC 14 J | 14180 | V8 | 340 kW (462 PS) | Industriemotor | -88 | | | | | | | |
| Dieselmotor DSC 14 J, DSC 14.45/46, DSI 14.47/50/ 60/61/63 | 14180 | V8 | 340 kW (462 PS) | Industriemotor | 88- | | | | | | | |
| Dieselmotor DSC 14.03/04/ 08/09/10/16 | 14118 | V8 | 331/345 kW (450/470 PS) | Baureihe 143 | 88- | | | | | | | |
| Dieselmotor DSC 14.05/06 | 14118 | V8 | 290/309 kW (394/420 PS) | R/T 142 | 86- | | | | | | | |
| Dieselmotor DSC 14.08/10 | 14181 | V8 | 309/331 kW (420/450 PS) | R/T 143 | 93- | | | | | | | |
| Dieselmotor DSC 14.09 Euro 1 | 14181 | V8 | 368 kW (500 PS) | R/T 143 | 93- | | | | | | | |
| Dieselmotor DSC 14.10 | 14181 | V8 | 331 kW (450 PS) | | | | | | | | | |
| Dieselmotor DC 13.05 | 12742 | 6 | 294 kW (400 PS) | Serie P,G,R,T G 400, R 400, IRIZAR PB 12.35, IRIZAR PB 12.37, IRIZAR PB 12.92, 13.87, 15.37 | 03/08- | 130,000 | 3,50 3,00 4,00 | 914 IF CKS S 911 IW U CR 947 EX CKS S |  | 120 139 0017 00 | 1 | STD |
| Dieselmotor DC 13.06 | 12742 | 6 | 265 kW (360 PS) | Serie P,G,R,T G 360, P 360, R 360 | 03/08- | | | | | | | |
| Dieselmotor DC 13.07 | 12742 | 6 | 353 kW (480 PS) | Serie P,G,R,T G 480, R 480, P 480, IRIZAR PB 12.35, IRIZAR PB 12.37, IRIZAR PB 12.92, 13.87, 15.37 | 04/04- | | | | | | | |
| Dieselmotor DC 13.10 | 12742 | 6 | 324 kW (441 PS) | Serie P,G,R,T G 440, R 440, IRIZAR PB 12.35, IRIZAR PB 12.37, IRIZAR PB 12.92, 13.87, 15.37 | 03/08- | | | | | | | |
| Dieselmotor DC 13.109 | 12742 | 6 | 324 kW (441 PS) | Serie P,G,R,T G 440, R 440 | 03/08- | | | | | | | |
| Dieselmotor DC 13.110 | 12742 | 6 | 353 kW (480 PS) | Serie P,G,R,T G 480, R 480, P 480 | 04/04- | | | | | | | |



SCION

Globally reliable

|  | ccm |  |  |  |  |  |  |  |  |  |  | |
|---|------|---|---|---|---|--|---|---|---|---|---|-------------|
| Motor 1NR-FE For OE No. 13011-47031 | 1329 | 4 | 70 kW (94 PS) | iQ 1.3 | 09/11- | 72,500 | 1,00 1,00 1,50 | 910 IF NIT S 931 FE S 777 CR S |  | 121 096 0144 00 21 | 4 | STD 0,50 |
| Motor 1NR-FE For OE No. 13011-47033 | 1329 | 4 | 70 kW (94 PS) | iQ 1.3 | 09/11 | 72,500 | 1,00 1,00 2,00 | 910 IF NIT S 931 FE S 777 NIT S |  | 121 096 0145 00 21 | 4 | STD 0,50 |



















|  |  |  |  |  |  |  |  |  |  |  |  | |
|---|---|---|---|---|---|--|---|---|---|---|---|-------------|
| Motor 100 G.000 | 844 | 4 | 25 kW 34 PS | 850 | 64 - 74 | 65,000 | 1,75 2,00 | 910 IF CR 930 FE |  | 120 020 0005 00 20 | 1 | STD 0,40 |
| Motor 127 A.000 A 112 A5 | 903 | 4 | 34 kW 46 PS | Panda, 127, 133, 1800, Ibiza, Marbella | 80 - 86 | | 3,94 | 777 CR S |  | 23 | | 0,60 |
| Motor AER, ALL | 999 | 4 | 37 kW 50 PS | Arosa, Cordoba, Ibiza 1.0 | 96 - | 67,100 | 1,00 1,20 2,00 | 910 CR S 931 P 777 CR S |  | 120 050 0065 00 21 | 1 | STD 0,50 |
| Motor A112A | 965 | 4 | 35 kW 47 PS | Furio | 85 - | 67,200 | 1,50 1,75 3,94 | 910 IF CR S 931 FE 777 CR S |  | 120 020 0027 00 | 1 | STD |
| Motor CBZB | 1197 | 4 | 77 kW (105 PS) | Toledo IV 1.2 TSI | 07/12- | 71,000 | 1,00 | 910 NIT S |  | 120 050 0010 00 21 | 1 | STD 0,50 |
| Motor CBZB till 14.05.2012 | 1197 | 4 | 77 kW (105 PS) | Altea 1.2 TSI | 04/10- | | 1,20 | 911 P | | | | |
| Motor CBZB till 14.05.2012 | 1197 | 4 | 77 kW (105 PS) | Leon 1.2 TSI | 02/10- | | 2,00 | 777 NIT S | | | | |
| Motor CBZB till 25.06.12 | 1197 | 4 | 77 kW (105 PS) | Ibiza V 1.2 TSI | 09/10- | | | | | | | |
| Motor CBZA | 1197 | 4 | 63 kW (86 PS) | Toledo IV 1.2 TSI | 07/12- | 71,000 | 1,20 | 910 NIT S |  | 120 050 0011 00 21 | 1 | STD 0,50 |
| Motor CBZB | 1197 | 4 | 77 kW (105 PS) | Toledo IV 1.2 TSI | 07/12- | | 1,20 | 911 CR P | | | | |
| Motor CBZB from 14.05.2012 | 1197 | 4 | 77 kW (105 PS) | Altea 1.2 TSI | 04/10- | | 2,00 | 777 NIT S | | | | |
| Motor CBZB from 14.05.2012 | 1197 | 4 | 77 kW (105 PS) | Leon 1.2 TSI | 02/10- | | | | | | | |
| Motor CBZB from 25.06.12 | 1197 | 4 | 77 kW (105 PS) | Ibiza V 1.2 TSI | 09/10- | | | | | | | |
| Motor CJZB | 1197 | 4 | 63 kW (86 PS) | LEON (5F1) 1.2 TSI | 12/12- | 71,000 | 1,20 | 910 NIT S |  | 120 050 0080 00 15 | 1 | STD 0,25 |
| Motor CJZB | 1197 | 4 | 63 kW (86 PS) | LEON SC (5F5) 1.2 TSI | 01/13- | | 1,20 | 931 P | | | | |
| Motor CJZB | 1197 | 4 | 63 kW (86 PS) | LEON ST (5F8) 1.2 TSI | 11/13- | | 2,00 | 947 EX NIT S | | | | |
| Motor CYVB | 1197 | 4 | 81 kW (110 PS) | LEON (5F1) 1.2 TSI LEON SC (5F5) 1.2 TSI LEON ST (5F8) 1.2 TSI | 04/14- | | | | | | | |
| Motor CMBA, CXSA | 1395 | 4 | 90 kW (122 PS) | LEON 1.4 TSI | 11/12- | 74,500 | 1,20 | 910 NIT S PVD |  | 120 050 0051 00 21 | 1 | STD 0,50 |
| Motor CPTA | 1395 | 4 | 103 kW (140 PS) | IBIZA V 1.4 TSI | 10/13- | | 1,20 | 931 P | | | | |
| Motor CZCA | 1395 | 4 | 92 kW (125 PS) | LEON 1.4 TSI | 05/14- | | 2,00 | 947 EX NIT S | | | | |
| Motor CPWA from 20.10.2014 | 1395 | 4 | 81 kW (110 PS) | LEON 1.4 TGI | 02/13- | 74,500 | 1,20 | 910 NIT S PVD |  | 120 050 0053 00 21 | 1 | STD 0,50 |
| Motor CZCA | 1395 | 4 | 92 kW (125 PS) | TOLEDO IV 1.4 TSI | 05/15- | | 1,20 | 911 CR P | | | | |
| Motor CZDA | 1395 | 4 | 110 kW (150 PS) | ALHAMBRA 1.4 TSI | 05/15- | | 2,00 | 777 NIT S | | | | |
| Motor CZEA | 1395 | 4 | 110 kW (150 PS) | IBIZA V 1.4 TSI | 11/15- | | | | | | | |
| Motor AAU, AEV | 1043 | 4 | 33 kW 44 PS | Ibiza 1.0 | 93 - 96 | 75,000 | 1,50 | 910 IF CR S |  | 120 050 0001 00 21 | 1 | STD 0,50 |
| Motor ABD | 1391 | 4 | 40 - 44 kW 55 - 60 PS | Cordoba, Ibiza 1.4 | 93 - 99 | | 1,50 2,50 | 911 FE 777 CR S | | | | |
| Motor 021 C 1000 | 1193 | 4 | 51 kW (70 PS) | Ibiza, Malaga | 90-93 | 75,000 | 1,50 | 910 IF CR S |  | 120 152 0001 00 21 | 1 | STD 0,50 |
| Motor 021.A.1000 | 1193 | 4 | 46,5 kW (63 PS) | Ibiza, Ronda, Malaga, Cordoba 1.2 | 84-92 | | 1,75 4,00 | 911 FE 777 CR S | | | | |
| Motor AAV, 2G | 1272 | 4 | 40 kW (54 PS) | Ibiza 1.3 i | 93 - 99 | 75,000 | 1,75 | 910 IF CR S |  | 120 050 0032 00 21 | 1 | STD 0,50 |
| | | | | | | | 2,00 | 931 FE | | | | |
| | | | | | | | 3,00 | 777 CR S | | | | |
| Dieselmotor 1 W | 1398 | 4 | 35 kW (48 PS) | Terra 1.4 D | 90-95 | 75,000 | 1,75 | 910 IF CR S |  | 120 050 0036 00 21 | 1 | STD 0,50 |
| Dieselmotor MN | 1272 | 4 | 33 kW 44 PS | Terra 1.3 D | 90 - 94 | | 2,00 | 911 FE | | | | |
| | | | | | | 3,00 | 946 EX | | | 29 | | 1,00 |
| Motor CAXA | 1390 | 4 | 90 kW (122 PS) | TOLEDO IV 1.4 TSI | 07/12- | 76,500 | 1,20 | 910 IF NIT S |  | 120 050 0056 00 | 1 | STD |
| Motor CAXC | 1390 | 4 | 92 kW (125 PS) | ALTEA XL 1.4 TSI | 11/07- | | 1,20 | 911 P | | | | |
| Motor CAXC | 1390 | 4 | 92 kW (125 PS) | LEON 1.4 TSI | 11/07 - 12/12 | | 2,00 | 777 NIT S | | | | |



SEAT

Globally reliable

| | ccm | | | | | | | | | | | |
|--|------|---|-----------------------------|---|-------------|--------|----------------------|---------------------------------------|--|-----------------------------------|---|-----------------------------|
| Motor CAVA, CNWB, CTHA | 1390 | 4 | 110 kW (150 PS) | ALHAMBRA (710) 1.4 TSI | 06/10- | 76,500 | 1,20 1,50 2,00 | 910 IF NIT S 911 P 777 NIT S | | 120 050 0003 00 21 | 1 | STD 0,50 |
| Motor CAVE, CTHE, CTJC | 1390 | 4 | 132 kW (180 PS) | IBIZA V SPORTCOUPE (6J1) 1.4 TSI Cupra | 06/09- | | | | | | | |
| Motor CAVF, CTHF, CNUB, CTJB | 1390 | 4 | 110 kW (150 PS) | IBIZA V SPORTCOUPE (6J1) 1.4 TSI IBIZA V (6J5) 1.4 TSI IBIZA V ST (6J8) 1.4 TSI | 06/09- | | | | | | | |
| Motor AEE | 1598 | 4 | 55 kW 75 PS | Cordoba, Ibiza, Inca 1.6 i | 93 - 99 | 76,500 | 1,20 1,50 2,50 | 910 IF NIT S 931 P 777 CR S | | 120 050 0063 00 21 | 1 | STD 0,50 |
| Motor AEX, AFH, AFK, AKK, AKV, AHW, ANM, ANW, APE, AQQ, AUA, AUB, AUD, AXP, BBY, BBZ, BCA | 1390 | 4 | 44 - 74 kW 60 - 100 PS | Arosa, Cordoba, Ibiza, Inca, Leon, Toledo 1.4 16V 1.4 i | 95 - | | | | | | | |
| Motor ABU | 1598 | 4 | 55 kW 75 PS | Cordoba, Ibiza 1.6 i | 93 - 99 | 76,500 | 1,50 1,50 2,50 | 910 IF CR S 931 FE 777 CR S | | 120 050 0004 00 21 | 1 | STD 0,50 |
| Dieselmotor CAYA | 1598 | 4 | 55 kW (75 PS) | IBIZA V SPORTCOUPE (6J1) 1.6 TDI | 05/10-06/10 | 79,500 | 1,75 2,00 3,00 | 910 CKS 911 IF U P 947 EX CR P | | 120 050 0018 00 21 | 1 | STD 0,50 |
| Dieselmotor CAYB | 1598 | 4 | 66 kW (90 PS) | ALTEA (5P1) 1.6 TDI | 11/10- | | | | | | | |
| Dieselmotor CAYB | 1598 | 4 | 66 kW (90 PS) | IBIZA V (6J5) 1.6 TDI | 05/09- | | | | | | | |
| Dieselmotor CAYB | 1598 | 4 | 66 kW (90 PS) | LEON (1P1) 1.6 TDI | 11/10- | | | | | | | |
| Dieselmotor CAYC | 1598 | 4 | 77 kW (105 PS) | ALTEA (5P1) 1.6 TDI | 10/09- | | | | | | | |
| Dieselmotor CAYC | 1598 | 4 | 77 kW (105 PS) | IBIZA V (6J5) 1.6 TDI | 05/09- | | | | | | | |
| Dieselmotor CAYC | 1598 | 4 | 77 kW (105 PS) | LEON (1P1) 1.6 TDI | 02/10- | | | | | | | |
| Dieselmotor CAYC | 1598 | 4 | 77 kW (105 PS) | TOLEDO IV (KG3) 1.6 TDI | 07/12- | | | | | | | |
| Dieselmotor CLNA | 1598 | 4 | 77 kW (105 PS) | IBIZA V (6J5) 1.6 TDI | 05/09- | | | | | | | |
| Dieselmotor CLNA | 1598 | 4 | 77 kW (105 PS) | TOLEDO IV (KG3) 1.6 TDI | 07/12- | | | | | | | |
| Dieselmotor CLHA | 1598 | 4 | 77 kW (105 PS) | LEON (5F1) 1.6 TDI | 11/12- | 79,500 | 1,75 2,00 2,00 | 910 CKS 911 IF U P 947 EX NIT S | | 120 050 0020 00 21 | 1 | STD 0,50 |
| Dieselmotor CLHB | 1598 | 4 | 66 kW (90 PS) | LEON (5F1) 1.6 TDI | 11/12- | | | | | | | |
| Dieselmotor CLHB | 1598 | 4 | 66 kW (90 PS) | LEON SC (5F5) 1.6 TDI | 02/13- | | | | | | | |
| Dieselmotor CLHB | 1598 | 4 | 66 kW (90 PS) | LEON ST (5F8) 1.6 TDI | 11/13- | | | | | | | |
| Dieselmotor CRKB | 1598 | 4 | 81 kW (110 PS) | LEON (5F1) 1.6 TDI | 09/13- | | | | | | | |
| Dieselmotor CRKB | 1598 | 4 | 81 kW (110 PS) | LEON SC (5F5) 1.6 TDI | 09/13- | | | | | | | |
| Dieselmotor AAZ, AEF, 1 Y | 1896 | 4 | 47 - 55 kW (64 - 75 PS) | Cordoba, Inca, Ibiza, Toledo 1.9 D, 1.9 TD, SDi 1.4 TDI | 91- 99 | 79,500 | 1,75 2,00 3,00 | 910 CR S 911 IF U 947 EX CR | | 120 050 0038 00 21 29 | 1 | STD 0,50 1,00 |
| Dieselmotor AMF | 1422 | 3 | 55 kW 75 PS | Arosa, Ibiza, Cordoba, 1.4 TDI | 00 - | | | | | | | |
| Dieselmotor AMF, 1 Z, AEY, AFN, AGP, AGR, AHF, AHU, ALH, AQM, ARL, ASK, ASV, ATD, AU, AYQ | 1896 | 4 | 47 - 81 kW (64 - 110 PS) | Alhambra, Cordoba, Inca, Ibiza, Leon, Toledo, 1.9 TDI | 96- | | | | | | | |
| Motor 132A/B A9.000-828 | 1592 | 4 | 43 kW 58 PS | 131, Ronda 1.6 | 82 - | 80,000 | 1,50 2,00 3,94 | 910 IF CR S 931 FE 948 EX | | 120 020 0016 00 20 23 28 | 1 | STD 0,40 0,60 0,80 |
| Motor ALZ | 1595 | 4 | 75 kW (102 PS) | EXEO 1.6 | 03/09-09/10 | 81,000 | 1,00 1,20 2,00 | 910 NIT S 931 P 777 NIT S | | 120 050 0069 00 21 29 | 1 | STD 0,50 1,00 |
| Motor BSE, BSF | 1595 | 4 | 75 kW (102 PS) | ALTEA 1.6 | 03/04- | | | | | | | |
| Motor BSE, BSF | 1595 | 4 | 75 kW (102 PS) | LEON 1.6 | 07/05-12/12 | | | | | | | |
| Motor CHGA | 1595 | 4 | 75 kW (102 PS) | LEON 1.6 LPG, ALTEA 1.6 LPG | 09/09- | | | | | | | |
| Motor AEH, AFT, AKL, AKS, APF, AUR | 1595 | 4 | 74 kW 100 PS | Cordoba, Ibiza, Leon, Toledo 1.6 | 96 - | 81,000 | 1,20 1,50 2,00 | 910 IF NIT S 931 P 777 NIT S | | 120 050 0061 00 21 | 1 | STD 0,50 |


















|  | ccm |  |  |  |  |  |  |  |  |  |  |
|---|------|---|---|---|---|--|---|---|---|---|---|
| Motor 1 F | 1595 | 4 | 53 - 55 kW 72 - 75 PS | Cordoba, Inca, Ibiza, Toledo 1.6 i | 91 - 99 | 81,000 | 1,50 1,75 3,00 | 910 IF CR S 931 FE 947 EX CR |  | 120 050 0033 00 21 29 | 1 STD 0,50 1,00 |
| Motor ABS, ADZ, KR, PL | 1781 | 4 | 66 - 98 kW 89 - 133 PS | Cordoba, Ibiza, Toledo 1.8 i 16 V | 91 - 99 | | | |  | | |
| Motor AGZ, AQN | 2324 | 5 | 110 - 125 kW 150 - 170 PS | Toledo 2.3 V5 | 01 - | | | | | | |
| Motor AUE, AYL | 2792 | 6 | 150 kW 204 PS | Alhambra, Leon 2.8 V6 | 00 - | | | | | | |
| Motor 1 F | 1595 | 4 | 43 - 55 kW 72 - 75 PS | Cordoba, Ibiza, Inca, Toledo 1.6 i | 91 - 99 | 81,000 | 1,50 1,75 3,00 | 910 IF CR S 931 FE 777 CR S |  | 120 050 0034 00 15 21 29 | 1 STD 0,25 0,50 1,00 |
| Motor ABS, ADZ, KR, PL | 1781 | 4 | 66 - 98 kW 89 - 133 PS | Cordoba, Ibiza, Toledo 1.8 16 V | 91 - 99 | | | |  | | |
| Motor AGZ, AQN | 2324 | 5 | 110 - 125 kW 150 - 170 PS | Toledo 2.3 V5 | 01 - | | | | | | |
| Motor AUE, AYL | 2792 | 6 | 150 kW 204 PS | Leon, Alhambra 2.8 V6 | 00 - | | | | | | |
| Motor AGN, AJH, AJQ, APP, ARY, AQX, AUQ, AWC, AYP, AMK, BAM BJB, | 1781 | 4 | 92 - 132 kW 125 - 180 PS | Leon, Toledo 1.8 20V + Turbo | 99 - | 81,000 | 1,50 1,75 2,00 | 910 IF CR S 931 FE 777 NIT S |  | 120 050 0060 00 21 | 1 STD 0,50 |
| Dieselmotor AZV | 1968 | 4 | 100 kW (136 PS) | ALTEA (5P1) 2.0 TDI | 03/04-05/09 | 81,000 | 1,75 2,00 3,00 | 910 CKS 911 IF U P 947 EX CR |  | 120 050 0012 00 21 | 1 STD 0,50 |
| Dieselmotor AZV | 1968 | 4 | 100 kW (136 PS) | ALTEA XL (5P5, 5P8) 2.0 TDI | 11/06-03/09 | | | |  | | |
| Dieselmotor AZV | 1968 | 4 | 100 kW (136 PS) | LEON (1P1) 2.0 TDI | 07/05-05/10 | | | | | | |
| Dieselmotor AZV | 1968 | 4 | 100 kW (136 PS) | TOLEDO III (5P2) 2.0 TDI | 09/04-05/09 | | | | | | |
| Dieselmotor BKD | 1968 | 4 | 103 kW (140 PS) | ALTEA (5P1) 2.0 TDI 16V | 03/04- | | | | | | |
| Dieselmotor BKD | 1968 | 4 | 103 kW (140 PS) | ALTEA XL (5P5, 5P8) 2.0 TDI 16V | 10/06- | | | | | | |
| Dieselmotor BKD | 1968 | 4 | 103 kW (140 PS) | LEON (1P1) 2.0 TDI 16V | 07/05- | | | | | | |
| Dieselmotor BKD | 1968 | 4 | 103 kW (140 PS) | TOLEDO III (5P2) 2.0 TDI 16V | 04/04-05/09 | | | | | | |
| Dieselmotor BMN | 1968 | 4 | 125 kW (170 PS) | ALTEA (5P1) 2.0 TDI | 03/06- | | | | | | |
| Dieselmotor BMN | 1968 | 4 | 125 kW (140 PS) | ALTEA XL (5P5, 5P8) 2.0 TDI | 06/07- | | | | | | |
| Dieselmotor BMN | 1968 | 4 | 125 kW (170 PS) | LEON (1P1) 2.0 TDI | 05/06- | | | | | | |
| Dieselmotor BMN | 1968 | 4 | 125 kW (170 PS) | TOLEDO III (5P2) 2.0 TDI | 01/06-05/09 | | | | | | |



SEAT

Globally reliable
















| | ccm | | | | | | | | | | | |
|------------------|------|---|-----------------|-------------------------------------|-------------|--------|----------------------|--|--|-----------------------|---|-------------|
| Dieselmotor BMM | 1968 | 4 | 103 kW (140 PS) | ALTEA (5P1) 2.0 TDI | 11/05- | 81,000 | 1,75 2,00 3,00 | 910 CDS 911 IF U CR 947 EX NIT S | | 120 050 0017 00 21 | 1 | STD 0,50 |
| Dieselmotor BMM | 1968 | 4 | 103 kW (140 PS) | ALTEA XL (5P5, 5P8) 2.0 TDI | 10/06- | | | | | | | |
| Dieselmotor BMM | 1968 | 4 | 103 kW (140 PS) | ALTEA XL (5P5, 5P8) 2.0 TDI 4x4 | 06/07- | | | | | | | |
| Dieselmotor BMM | 1968 | 4 | 103 kW (140 PS) | LEON (1P1) 2.0 TDI | 10/05- | | | | | | | |
| Dieselmotor BMM | 1968 | 4 | 103 kW (140 PS) | TOLEDO III (5P2) 2.0 TDI | 11/05-05/09 | | | | | | | |
| Dieselmotor CAGA | 1968 | 4 | 105 kW (143 PS) | EXEO (3R2) 2.0 TDI | 12/08- | | | | | | | |
| Dieselmotor CAGA | 1968 | 4 | 105 kW (143 PS) | EXEO ST (3R5) 2.0 TDI | 05/09- | | | | | | | |
| Dieselmotor CAGC | 1968 | 4 | 88 kW (120 PS) | EXEO (3R2) 2.0 TDI | 12/08- | | | | | | | |
| Dieselmotor CAGC | 1968 | 4 | 88 kW (120 PS) | EXEO ST (3R5) 2.0 TDI | 07/09- | | | | | | | |
| Dieselmotor CAHA | 1968 | 4 | 125 kW (170 PS) | EXEO (3R2) 2.0 TDI | 02/09- | | | | | | | |
| Dieselmotor CAHA | 1968 | 4 | 125 kW (170 PS) | EXEO ST (3R5) 2.0 TDI | 05/09- | | | | | | | |
| Dieselmotor CEGA | 1968 | 4 | 125 kW (170 PS) | ALTEA (5P1) 2.0 TDI | 03/06- | | | | | | | |
| Dieselmotor CEGA | 1968 | 4 | 125 kW (170 PS) | ALTEA XL (5P5, 5P8) 2.0 TDI | 06/07- | | | | | | | |
| Dieselmotor CEGA | 1968 | 4 | 125 kW (170 PS) | ALTEA XL (5P5, 5P8) 2.0 TDI 4x4 | 06/07- | | | | | | | |
| Dieselmotor CEGA | 1968 | 4 | 125 kW (170 PS) | LEON (1P1) 2.0 TDI | 05/06- | | | | | | | |
| Dieselmotor CFFA | 1968 | 4 | 100 kW (136 PS) | ALHAMBRA (710) 2.0 TDI | 05/11- | | | | | | | |
| Dieselmotor CFFB | 1968 | 4 | 103 kW (140 PS) | ALHAMBRA (710) 2.0 TDI | 06/10- | | | | | | | |
| Dieselmotor CFFB | 1968 | 4 | 103 kW (140 PS) | ALHAMBRA (710) 2.0 TDI Allrad | 05/11- | | | | | | | |
| Dieselmotor CFFE | 1968 | 4 | 85 kW (115 PS) | ALHAMBRA (710) 2.0 TDI | 05/11- | | | | | | | |
| Dieselmotor CFGB | 1968 | 4 | 125 kW (170 PS) | ALHAMBRA (710) 2.0 TDI | 06/10- | | | | | | | |
| Dieselmotor CFGC | 1968 | 4 | 130 kW (177 PS) | ALHAMBRA (710) 2.0 TDI | 11/12- | | | | | | | |
| Dieselmotor CFHC | 1968 | 4 | 103 kW (140 PS) | ALTEA (5P1) 2.0 TDI 16V | 03/04- | | | | | | | |
| Dieselmotor CFHC | 1968 | 4 | 103 kW (140 PS) | ALTEA XL (5P5, 5P8) 2.0 TDI 16V | 10/06- | | | | | | | |
| Dieselmotor CFHC | 1968 | 4 | 103 kW (140 PS) | ALTEA XL (5P5, 5P8) 2.0 TDI 16V 4x4 | 10/10- | | | | | | | |
| Dieselmotor CFHC | 1968 | 4 | 103 kW (140 PS) | LEON (1P1) 2.0 TDI 16V | 07/05- | | | | | | | |
| Dieselmotor CFHD | 1968 | 4 | 105 kW (143 PS) | IBIZA V (6J5) 2.0 TDI | 01/10- | | | | | | | |
| Dieselmotor CFHD | 1968 | 4 | 105 kW (143 PS) | IBIZA V SPORTCOUPE (6J1) 2.0 TDI | 01/10- | | | | | | | |
| Dieselmotor CFJA | 1968 | 4 | 125 kW (170 PS) | ALTEA XL (5P5, 5P8) 2.0 TDI 4x4 | 06/07- | | | | | | | |
| Dieselmotor CFJA | 1968 | 4 | 125 kW (170 PS) | LEON (1P1) 2.0 TDI | 05/06- | | | | | | | |
| Dieselmotor CGLB | 1968 | 4 | 125 kW (170 PS) | EXEO (3R2) 2.0 TDI | 02/09- | | | | | | | |
| Dieselmotor CGLB | 1968 | 4 | 125 kW (170 PS) | EXEO ST (3R5) 2.0 TDI | 05/09- | | | | | | | |
| Dieselmotor CJCA | 1968 | 4 | 105 kW (143 PS) | EXEO (3R2) 2.0 TDI | 12/08- | | | | | | | |
| Dieselmotor CJCA | 1968 | 4 | 105 kW (143 PS) | EXEO ST (3R5) 2.0 TDI | 05/09- | | | | | | | |
| Dieselmotor CJCC | 1968 | 4 | 88 kW (120 PS) | EXEO (3R2) 2.0 TDI | 12/08- | | | | | | | |
| Dieselmotor CJCC | 1968 | 4 | 88 kW (120 PS) | EXEO ST (3R5) 2.0 TDI | 07/09- | | | | | | | |
| Dieselmotor CLCB | 1968 | 4 | 103 kW (140 PS) | LEON (1P1) 2.0 TDI 16V | 07/05- | | | | | | | |














|  | ccm |  |  |  |  |  |  |  |  |  |  | |
|---|------|---|---|---|---|--|---|---|---|---|---|---------------------|
| Dieselmotor CKFB | 1968 | 4 | 105 kW (143 PS) | OCTAVIA (5E3) 2.0 TDI | 11/12- | 81,000 | 1,75 2,00 | 910 CDS 911 IF U CR 947 EX NIT S |  | 120 050 0019 00 21 | 1 | STD 0,50 |
| Dieselmotor CKFB | 1968 | 4 | 105 kW (143 PS) | OCTAVIA Combi (5E5) 2.0 TDI | 11/12- | | | | | | | |
| Dieselmotor CKFC | 1968 | 4 | 110 kW (150 PS) | LEON (5F1) 2.0 TDI | 10/12- | | | | | | | |
| Dieselmotor CKFC | 1968 | 4 | 110 kW (150 PS) | LEON SC (5F5) 2.0 TDI | 02/13- | | | | | | | |
| Dieselmotor CKFC | 1968 | 4 | 110 kW (150 PS) | LEON ST (5F8) 2.0 TDI | 10/13- | | | | | | | |
| Dieselmotor CRVA | 1968 | 4 | 81 kW (110 PS) | LEON (5F1) 2.0 TDI | 05/13- | | | | | | | |
| Dieselmotor CRVA | 1968 | 4 | 81 kW (110 PS) | LEON SC (5F5) 2.0 TDI | 02/13- | | | | | | | |
| Dieselmotor CRVA | 1968 | 4 | 81 kW (110 PS) | LEON ST (5F8) 2.0 TDI | 11/13- | | | | | | | |
| Dieselmotor CRVC | 1968 | 4 | 105 kW (143 PS) | LEON (5F1) 2.0 TDI | 05/13- | | | | | | | |
| Dieselmotor CRVC | 1968 | 4 | 105 kW (143 PS) | LEON SC (5F5) 2.0 TDI | 05/13- | | | | | | | |
| Dieselmotor CRVC | 1968 | 4 | 105 kW (143 PS) | LEON ST (5F8) 2.0 TDI | 10/13- | | | | | | | |
| Dieselmotor CUNA, CUPA | 1968 | 4 | 135 kW (184 PS) | LEON (5F1) 2.0 TDI | 09/12- | | | | | | | |
| Dieselmotor CUNA, CUPA | 1968 | 4 | 135 kW (184 PS) | LEON SC (5F5) 2.0 TDI | 03/13- | | | | | | | |
| Dieselmotor CUNA, CUPA | 1968 | 4 | 135 kW (184 PS) | LEON ST (5F8) 2.0 TDI | 08/13- | | | | | | | |
| Motor CDAA | 1798 | 4 | 118 kW (160 PS) | ALHAMBRA (710) 1.8 TFSI | 11/12- | 82,500 | 1,20 1,20 | 910 IF NIT S PVD 931 P |  | 120 050 0048 00 21 | 1 | STD 0,50 |
| Motor CDHA from 30.05.2011 | 1798 | 4 | 88 kW (120 PS) | EXEO (3R2) 1.8 TSI | 09/10- | | 2,00 | 947 EX CKS |  | | | |
| Motor CDHA from 30.05.2011 | 1798 | 4 | 88 kW (120 PS) | EXEO ST (3R5) 1.8 TSI | 09/10- | | | | | | | |
| Motor CDHB from 30.05.2011 | 1798 | 4 | 118 kW (160 PS) | EXEO (3R2) 1.8 TSI | 05/10- | | | | | | | |
| Motor CDHB from 30.05.2011 | 1798 | 4 | 118 kW (160 PS) | EXEO ST (3R5) 1.8 TSI | 05/10- | | | | | | | |
| Motor CDND | 1984 | 4 | 155 kW (211 PS) | EXEO (3R2) 2.0 TFSI | 05/10- | | | | | | | |
| Motor CDND | 1984 | 4 | 155 kW (211 PS) | EXEO ST (3R5) 2.0 TFSI | 05/10- | | | | | | | |
| Motor CJSA | 1798 | 4 | 132 kW (180 PS) | LEON (5F1) 1.8 TFSI | 02/13- | | | | | | | |
| Motor CJSA | 1798 | 4 | 132 kW (180 PS) | LEON SC (5F5) 1.8 TFSI | 02/13- | | | | | | | |
| Motor CJSA | 1798 | 4 | 132 kW (180 PS) | LEON ST (5F8) 1.8 TFSI | 10/13- | | | | | | | |
| Motor CZPB | 1984 | 4 | 140 kW (190 PS) | Ateca 2.0 TFSI | 01/16- | 82,500 | 1,20 1,20 2,00 | 910 IF NIT S PVD 931 P 777 S PVD |  | 120 050 0055 00 21 | 1 | STD 0,50 |
| Motor ATM to engine no. 017994 | 1984 | 4 | 85 kW (115 PS) | ALHAMBRA (7V8, 7V9) 2.0 i | 04/96-03/10 | 82,500 | 1,20 1,50 2,00 | 910 IF NIT S 911 IF FE 777 NIT S |  | 120 050 0042 00 15 21 | 1 | STD 0,25 0,50 |
| Motor AZL to chassis no.6L-3-104-012 | 1984 | 4 | 85 kW (116 PS) | IBIZA IV (6L1) 2.0 | 04/02-11/09 | | | | | | | |
| Motor BLR, BLY, BVY, BVZ | 1984 | 4 | 110 kW (150 PS) | TOLEDO III (5P2) 2.0 FSI, ALTEA (5P1) 2.0 FSI, LEON (1P1) 2.0 FSI | 05/04-05/10 | | | | | | | |
| Motor BYT, BZB from Chassis No. 5P-7-059-461 | 1798 | 4 | 118 kW (160 PS) | ALTEA XL (5P5, 5P8) 1.8 TFSI | 01/07- | 82,500 | 1,20 1,50 2,00 | 910 IF NIT S PVD 931 P 947 EX NIT S |  | 120 050 0047 00 21 | 1 | STD 0,50 |
| Motor BYT, BZB from Chassis No. 5P-7-059-461 | 1798 | 4 | 118 kW (160 PS) | ALTEA (5P1) 1.8 TFSI | 01/07- | | | | | | | |
| Motor BYT, BZB from Chassis No. 5P-7-059-461 | 1798 | 4 | 118 kW (160 PS) | TOLEDO III (5P2) 1.8 TFSI | 01/07-05/09 | | | | | | | |
| Motor BZB | 1798 | 4 | 118 kW (160 PS) | LEON (1P1) 1.8 TSI | 06/07- | | | | | | | |
| Motor CDLA | 1984 | 4 | 195 kW (265 PS) | LEON (1P1) 2.0 Cupra R | 09/09- | | | | | | | |
| Motor CDLD | 1984 | 4 | 177 kW (240 PS) | LEON (1P1) 2.0 TFSI | 11/06- | | | | | | | |
| Motor 021.A.2000 | 1461 | 4 | 63 - 66 kW (85 - 90 PS) | Ibiza, Ronda, Malaga 1.5 | 84- 93 | 83,000 | 1,50 1,75 4,00 | 910 IF CR S 931 FE 777 CR S |  | 120 152 0002 00 21 | 1 | STD 0,50 |



SEAT

Globally reliable

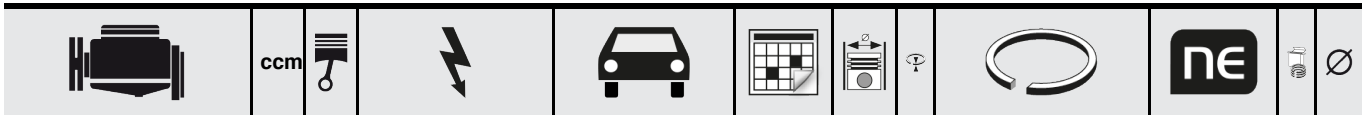
|  | ccm |  |  |  |  |  |  |  |  |  |  | |
|---|------|---|---|---|---|--|---|---|---|---|---|---------------------|
| Motor | 1675 | 4 | 79 kW (107 PS) | Ibiza | 92- | 83,000 | 1,50 1,75 3,00 | 910 IF CR S 931 FE 777 CR S |  | 120 152 0003 00 21 | 1 | STD 0,50 |
| Dieselmotor 138 A 5.000, 138 B 6.000 | 1714 | 4 | 40,5 kW (55 PS) | Ronda, Ibiza, Malaga | 07/82- | 83,000 | 2,50 2,00 4,00 | 914 CR 930 FE 947 EX CR |  | 120 020 0025 00 20 23 | 1 | STD 0,40 0,60 |
| Motor 132 AS 1000 | 1756 | 4 | | 124 D | | 84,000 | 1,50 2,00 3,94 | 910 IF CR S 930 FE 777 CR S |  | 120 020 0017 00 20 29 | 1 | STD 0,40 1,00 |
| Dieselmotor OM 615 - Mercedes | 1988 | 4 | 40,5 kW 55 PS | 132 D, 2000 D | 68 - 78 | 87,000 | 2,00 2,00 4,00 | 910 CR S 911 IF FE 947 EX CR |  | 120 010 0008 00 21 29 | 1 | STD 0,50 1,00 |

|  | ccm |  |  |  |  |  |  |  |  |  |  | |
|--|-------|---|---|---|---|--|---|---|---|---|---|-----|
| Dieselmotor OM 470.910 For OE No. A 470 030 01 24 | 10677 | 6 | 290 kW (394 PS) | Series 400 MultiClass S 415 H, Series 400 MultiClass S 416 H, Series 400 MultiClass S 417 UL, Series 400 MultiClass S 418 LE, Series 400 MultiClass S 419 UL | 08/16 | 125,000 | 3,50 2,50 3,50 | 914 CDS CR S 911 IF U CR 947 EX CKS |  | 120 010 0090 00 | 1 | STD |
| Dieselmotor OM 471.900 For OE No. A 471 030 04 24 For OE No. A 471 030 05 24 Dieselmotor OM 471.902 For OE No. A 471 030 04 24 For OE No. A 471 030 05 24 | 12809 | 6 | 375 kW (510 PS) | Series 400 Version TopClass S 431 DT Series 500 Version TopClass S 517 HDH TopClass S 516 HDH TopClass S 515 HDH ComfortClass S 519 HD ComfortClass S 517 HD ComfortClass S 516 HD ComfortClass S 515 HD | 08/16- 01/12 | 132,000 | 3,50 2,50 3,50 | 914 CDS CR S 911 IF U CR 947 EX CKS |  | 120 010 0091 00 | 1 | STD |











































SIMCA

Globally reliable



siehe / see / voir Talbot


















|  | ccm |  |  |  |  |  |  |  |  |  |  | |
|---|------|---|---|---|---|---|---|---|---|---|---|---------------------|
| Motor CBZA | 1197 | 4 | 63 kW (86 PS) | Fabia 1.2 TSI | 03/10- | 71,000 | 1,00 1,20 2,00 | 910 NIT S 911 P 777 NIT S |  | 120 050 0010 00 21 | 1 | STD 0,50 |
| Motor CBZA | 1197 | 4 | 63 kW (86 PS) | Roomster 1.2 TSI | 03/10- | | | |  | | | |
| Motor CBZB | 1197 | 4 | 77 kW (105 PS) | Fabia 1.2 TSI | 03/10- | | | |  | | | |
| Motor CBZB | 1197 | 4 | 77 kW (105 PS) | Octavia 1.2 TSI | 02/10- | | | |  | | | |
| Motor CBZB | 1197 | 4 | 77 kW (105 PS) | Rapid 1.2 TSI | 07/12- | | | |  | | | |
| Motor CBZB | 1197 | 4 | 77 kW (105 PS) | Roomster 1.2 TSI | 03/10- | | | |  | | | |
| Motor CBZB | 1197 | 4 | 77 kW (105 PS) | Yeti 1.2 TSI | 09/09- | | | |  | | | |
| Motor CJZA | 1197 | 4 | 77 kW (105 PS) | OCTAVIA (5E3) 1.2 TSI | 11/12- | 71,000 | 1,20 1,20 2,00 | 910 NIT S 931 P 947 EX NIT S |  | 120 050 0080 00 15 21 | 1 | STD 0,25 0,50 |
| Motor CJZA | 1197 | 4 | 77 kW (105 PS) | OCTAVIA Combi (5E5) 1.2 TSI | 11/12- | | | |  | | | |
| Motor CJZB | 1197 | 4 | 63 kW (86 PS) | OCTAVIA (5E3) 1.2 TSI | 11/12- | | | |  | | | |
| Motor CJZB | 1197 | 4 | 63 kW (86 PS) | OCTAVIA Combi (5E5) 1.2 TSI | 11/12- | | | |  | | | |
| Motor CJZC | 1197 | 4 | 66 kW (90 PS) | FABIA (NJ3) 1.2 TSI | 08/14- | | | |  | | | |
| Motor CJZC | 1197 | 4 | 66 kW (90 PS) | FABIA Kombi (NJ5) 1.2 TSI | 10/14- | | | |  | | | |
| Motor CJZD | 1197 | 4 | 81 kW (110 PS) | FABIA (NJ3) 1.2 TSI FABIA Kombi (NJ5) 1.2 TSI | 08/14- | | | |  | | | |
| Motor 742.12 | 1174 | 4 | 38 kW (52 PS) | S-120 S/L/GL/LS, S-1203 | | 72,000 | 1,50 1,50 3,00 | 910 CR S 931 P 777 CR S |  | 120 153 0004 00 | 1 | STD |
| Motor 742.12X | 1174 | 4 | 43 kW (58 PS) | | | | | |  | | | |
| Motor 1200 MB | 1174 | 4 | 38,5 kW (52 PS) | 120 | 67 - 81 | 72,000 | 2,00 2,00 4,00 | 910 IF CR 930 FE 777 CR S |  | 120 153 0001 00 | 1 | STD |
| Motor CPWA | 1395 | 4 | 81 kW (110 PS) | OCTAVIA 1.4 TSI G-TEC | 11/13- | 74,500 | 1,20 1,20 2,00 | 910 NIT S PVD 911 CR P 777 NIT S |  | 120 050 0053 00 21 | 1 | STD 0,50 |
| Motor CZCA | 1395 | 4 | 92 kW (125 PS) | RAPID 1.4 TSI | 05/15- | | | |  | | | |
| Motor CZCA | 1395 | 4 | 92 kW (125 KW) | SUPERB 1.4 TSI | 03/15- | | | |  | | | |
| Motor CZCA | 1395 | 4 | 92 kW (125 PS) | YETI 1.4 TSI | 05/15- | | | |  | | | |
| Motor CZDA | 1395 | 4 | 110 kW (150 PS) | OCTAVIA 1.4 TSI | 08/14- | | | |  | | | |
| Motor CZDA | 1395 | 4 | 110 kW (150 PS) | YETI 1.4 TSI 4x4 | 05/15- | 74,500 | 1,20 1,20 2,00 | 910 NIT S 911 CR P 777 NIT S |  | 120 050 0054 00 21 | 1 | STD 0,50 |
| Motor 781.135 E, 135M | 1280 | 4 | 40 - 50 kW (54 - 68 PS) | Rapid 136, Favont 1.3 | 88- 95 | 75,500 | 1,50 1,50 3,00 | 910 IF CR S 911 FE 777 CR S |  | 120 153 0002 00 | 1 | STD |
| Motor 781.135 | 1280 | 4 | 40 - 50 kW (54 - 68 PS) | Favorit 1.3 | 90 - 97 | 75,500 | 2,00 2,00 4,00 | 910 IF CR S 911 FE 777 CR S |  | 120 153 0003 00 | 1 | STD |
| Motor BLF | 1598 | 4 | 85 kW (115 PS) | OCTAVIA 1.6 FSI | 02/04-10/08 | 76,500 | 1,20 1,20 2,00 | 910 IF NIT S 911 P 777 NIT S |  | 120 050 0056 00 | 1 | STD |
| Motor CAXA | 1390 | 4 | 90 kW (122 PS) | OCTAVIA 1.4 TSI | 11/08 - 06/13 | | | |  | | | |
| Motor CAXA | 1390 | 4 | 90 kW (122 PS) | RAPID 1.4 TSI | 07/12- | | | |  | | | |
| Motor CAXA | 1390 | 4 | 90 kW (122 PS) | YETI 1.4 TSI | 06/10- | | | |  | | | |
| Motor CAXC | 1390 | 4 | 92 kW (125 PS) | SUPERB 1.4 TSI | 07/08 - 05/15 | | | | | | | |
| Motor | 1598 | 4 | 77 - 85 kW 105 - 115 PS | Fabia, Roomster, Octavia 1.6 | | 76,500 | 1,20 1,20 2,00 | 910 NIT S 931 P 777 NIT S | | 120 050 0079 00 21 | 1 | STD 0,50 |
| Motor | 1198 | 3 | 44 - 51 kW 60 - 70 PS | Fabia, Roomster, 1.2 12V HTP | 08 - | | | | | | | |
| Motor BCA | 1390 | 4 | 55 - 92 kW 75 - 125 PS | Fabia, Roomster, Octavia, Superb 1.4 16V | | | | | | | | |
| Motor CAVE, CTHE | 1390 | 4 | 132 kW (180 PS) | FABIA 1.4 TSI | 05/10- | 76,500 | 1,20 1,50 2,00 | 910 IF NIT S 911 P 777 NIT S | | 120 050 0003 00 21 | 1 | STD 0,50 |
| Motor AEE | 1598 | 4 | 55 kW 75 PS | Fabia, Felicia, Octavia 1.6 | 95 - | 76,500 | 1,20 1,50 2,50 | 910 IF NIT S 931 P 777 CR S | | 120 050 0063 00 21 | 1 | STD 0,50 |
| Motor AUA, AUB, AXP, BBY, BBZ, BCA | 1390 | 4 | 55 - 74 kW 75 - 100 PS | Fabia 1.4 16V Octavia 1.4 16V | 99 - | | | | | | | |



SKODA

Globally reliable

| | ccm | | | | | | | | | | | |
|---|------|---|---------------------------|---|-------------|--------|----------------------|---------------------------------------|--|-----------------------------|---|---------------------|
| Dieselmotor AYM | 2496 | 6 | 114 kW (155 PS) | SUPERB (3U4) 2.5 TDI | 12/01-08/03 | 78,300 | 1,75 2,00 3,00 | 910 CKS 911 IF U P 947 EX CR | | 120 050 0021 00 21 | 1 | STD 0,50 |
| Dieselmotor BDG | 2496 | 6 | 120 kW (163 PS) | SUPERB (3U4) 2.5 TDI | 06/03-03/08 | | | | | | | |
| Dieselmotor CAYA | 1598 | 4 | 55 kW (75 PS) | FABIA 1.6 TDI | 04/10- | 79,500 | 1,75 2,00 3,00 | 910 CKS 911 IF U P 947 EX CR P | | 120 050 0018 00 21 | 1 | STD 0,50 |
| Dieselmotor CAYA | 1598 | 4 | 55 kW (75 PS) | FABIA Combi 1.6 TDI | 04/10- | | | | | | | |
| Dieselmotor CAYB | 1598 | 4 | 66 kW (90 PS) | FABIA 1.6 TDI | 03/10- | | | | | | | |
| Dieselmotor CAYB | 1598 | 4 | 66 kW (90 PS) | RAPID 1.6 TDI | 08/13- | | | | | | | |
| Dieselmotor CAYB | 1598 | 4 | 66 kW (90 PS) | ROOMSTER (5J) 1.6 TDI | 03/10- | | | | | | | |
| Dieselmotor CAYC | 1598 | 4 | 77 kW (105 PS) | FABIA 1.6 TDI | 03/10- | | | | | | | |
| Dieselmotor CAYC | 1598 | 4 | 77 kW (105 PS) | OCTAVIA (1Z3) 1.6 TDI | 06/09- | | | | | | | |
| Dieselmotor CAYC | 1598 | 4 | 77 kW (105 PS) | RAPID 1.6 TDI | 07/12- | | | | | | | |
| Dieselmotor CAYC | 1598 | 4 | 77 kW (105 PS) | ROOMSTER (5J) 1.6 TDI | 03/10- | | | | | | | |
| Dieselmotor CAYC | 1598 | 4 | 77 kW (105 PS) | SUPERB (3T4) 1.6 TDI | 09/10- | | | | | | | |
| Dieselmotor CAYC | 1598 | 4 | 77 kW (105 PS) | YETI (5L) 1.6 TDI | 11/10- | | | | | | | |
| Dieselmotor CLHA | 1598 | 4 | 77 kW (105 PS) | OCTAVIA (5E3) 1.6 TDI | 11/12- | 79,500 | 1,75 2,00 2,00 | 910 CKS 911 IF U P 947 EX NIT S | | 120 050 0020 00 21 | 1 | STD 0,50 |
| Dieselmotor CLHB | 1598 | 4 | 66 kW (90 PS) | OCTAVIA (5E3) 1.6 TDI | 11/12- | | | | | | | |
| Dieselmotor CRKB | 1598 | 4 | 81 kW (110 PS) | OCTAVIA (5E3) 1.6 TDI | 05/13- | | | | | | | |
| Dieselmotor CRKB | 1598 | 4 | 81 kW (110 PS) | OCTAVIA Combi (5E5) 1.6 TDI | 05/13- | | | | | | | |
| Dieselmotor AEF, AGP, ASY, ATD, AVB, AWX, AGD, AHF, ALH, AQM, ASZ | 1896 | 4 | 47 - 96 kW 64 - 131 PS | Fabia, Felicia, Octavia, Superb 1.9 - 1.9 TDI, TDI-PD | 95 - | 79,500 | 1,75 2,00 3,00 | 910 CR S 911 IF U 947 EX CR | | 120 050 0038 00 21 29 | 1 | STD 0,50 1,00 |
| Motor BSE, BSF | 1595 | 4 | 75 kW (102 PS) | OCTAVIA 1.6 | 06/04-06/13 | 81,000 | 1,00 1,20 2,00 | 910 NIT S 931 P 777 NIT S | | 120 050 0069 00 21 29 | 1 | STD 0,50 1,00 |
| Motor AEH, AKL | 1595 | 4 | 74 kW 100 PS | Ocatavia 1.6 | 97 - | 81,000 | 1,20 1,50 2,00 | 910 IF NIT S 931 P 777 NIT S | | 120 050 0061 00 21 | 1 | STD 0,50 |
| Motor ADR, AGN | 1781 | 4 | 92 kW 125 PS | Octavia 1.8 20 V | 96 - | 81,000 | 1,50 1,75 2,00 | 910 IF CR S 931 FE 777 NIT S | | 120 050 0060 00 21 | 1 | STD 0,50 |
| Dieselmotor AZV | 1968 | 4 | 100 kW (136 PS) | OCTAVIA (1Z3, 1Z5) 2.0 TDI | 02/04-05/10 | 81,000 | 1,75 2,00 3,00 | 910 CKS 911 IF U P 947 EX CR | | 120 050 0012 00 21 | 1 | STD 0,50 |
| Dieselmotor BKD | 1968 | 4 | 103 kW (140 PS) | OCTAVIA (1Z3, 1Z5) 2.0 TDI 16V | 02/04- | | | | | | | |
| Dieselmotor BKD | 1968 | 4 | 103 kW (140 PS) | SUPERB (3T4, 3T5) 2.0 TDI 16V | 01/09- | | | | | | | |
| Dieselmotor BMN | 1968 | 4 | 125 kW (170 PS) | OCTAVIA (1Z3, 1Z5) 2.0 TDI RS | 04/06- | | | | | | | |

|  | ccm |  |  |  |  |  |  |  |  |  |  | |
|---|------|---|---|---|---|--|---|---|---|---|---|------|
| Dieselmotor BMM | 1968 | 4 | 103 kW (140 PS) | OCTAVIA (1Z3, 1Z5) 2.0 TDI | 11/05- | 81,000 | 1,75 | 910 CDS |  | 120 050 0017 00 | 1 | STD |
| Dieselmotor BMP | 1968 | 4 | 103 kW (140 PS) | SUPERB (3T4, 3T5) 2.0 TDI | 03/08- | | 2,00 | 911 IF U CR |  | 21 | | 0,50 |
| Dieselmotor BSS | 1968 | 4 | 103 kW (140 PS) | SUPERB (3U4) 2.0 TDI | 10/05-03/08 | | 3,00 | 947 EX NIT S |  | | | |
| Dieselmotor CBBB | 1968 | 4 | 125 kW (170 PS) | SUPERB (3T4) 2.0 TDI | 07/08- | | | | | | | |
| Dieselmotor CBBB | 1968 | 4 | 125 kW (170 PS) | SUPERB (3T4) 2.0 TDI 4x4 | 09/08- | | | | | | | |
| Dieselmotor CBBB | 1968 | 4 | 125 kW (170 PS) | SUPERB Kombi (3T5) 2.0 TDI | 10/09- | | | | | | | |
| Dieselmotor CBBB | 1968 | 4 | 125 kW (170 PS) | SUPERB Kombi (3T5) 2.0 TDI 4x4 | 10/09- | | | | | | | |
| Dieselmotor CBDB | 1968 | 4 | 103 kW (140 PS) | YETI (5L) 2.0 TDI 4x4 | 05/09- | | | | | | | |
| Dieselmotor CEGA | 1968 | 4 | 125 kW (170 PS) | OCTAVIA (1Z3) 2.0 TDI RS | 04/06- | | | | | | | |
| Dieselmotor CEGA | 1968 | 4 | 125 kW (170 PS) | OCTAVIA Combi (1Z5) 2.0 TDI RS | 04/06- | | | | | | | |
| Dieselmotor CEGA | 1968 | 4 | 125 kW (170 PS) | YETI (5L) 2.0 TDI 4x4 | 11/09- | | | | | | | |
| Dieselmotor CFFB | 1968 | 4 | 103 kW (140 PS) | SUPERB (3T4) 2.0 TDI 16V | 01/09- | | | | | | | |
| Dieselmotor CFFB | 1968 | 4 | 103 kW (140 PS) | SUPERB (3T4) 2.0 TDI 16V 4x4 | 11/10- | | | | | | | |
| Dieselmotor CFFB | 1968 | 4 | 103 kW (140 PS) | SUPERB Kombi (3T5) 2.0 TDI 16V | 10/09- | | | | | | | |
| Dieselmotor CFFB | 1968 | 4 | 103 kW (140 PS) | SUPERB Kombi (3T5) 2.0 TDI 16V 4x4 | 11/10- | | | | | | | |
| Dieselmotor CFGB | 1968 | 4 | 125 kW (170 PS) | SUPERB (3T4) 2.0 TDI | 07/08- | | | | | | | |
| Dieselmotor CFGB | 1968 | 4 | 125 kW (170 PS) | SUPERB (3T4) 2.0 TDI 4x4 | 09/08- | | | | | | | |
| Dieselmotor CFGB | 1968 | 4 | 125 kW (170 PS) | SUPERB Kombi (3T5) 2.0 TDI | 10/09- | | | | | | | |
| Dieselmotor CFGB | 1968 | 4 | 125 kW (170 PS) | SUPERB Kombi (3T5) 2.0 TDI 4x4 | 10/09- | | | | | | | |
| Dieselmotor CFHA | 1968 | 4 | 81 kW (110 PS) | YETI (5L) 2.0 TDI | 11/09- | | | | | | | |
| Dieselmotor CFHC | 1968 | 4 | 103 kW (140 PS) | OCTAVIA (1Z3) 2.0 TDI 16V | 02/04- | | | | | | | |
| Dieselmotor CFHC | 1968 | 4 | 103 kW (140 PS) | OCTAVIA Combi (1Z5) 2.0 TDI 16V | 02/04- | | | | | | | |
| Dieselmotor CFHC | 1968 | 4 | 103 kW (140 PS) | OCTAVIA Combi (1Z5) 2.0 TDI 16V 4x4 | 05/10- | | | | | | | |
| Dieselmotor CFHC | 1668 | 4 | 103 kW (140 PS) | YETI (5L) 2.0 TDI | 11/11- | | | | | | | |
| Dieselmotor CFHC | 1968 | 4 | 103 kW (140 PS) | YETI (5L) 2.0 TDI 4x4 | 05/09- | | | | | | | |
| Dieselmotor CFHF | 1668 | 4 | 81 kW (110 PS) | OCTAVIA (1Z3, 1Z5) 2.0 TDI | 03/10- | | | | | | | |
| Dieselmotor CFHF | 1968 | 4 | 81 kW (110 PS) | YETI (5L) 2.0 TDI 4x4 | 11/09- | | | | | | | |
| Dieselmotor CFJA | 1968 | 4 | 125 kW (170 PS) | YETI (5L) 2.0 TDI 4x4 | 11/09- | | | | | | | |
| Dieselmotor CLCA | 1968 | 4 | 81 kW (110 PS) | OCTAVIA (1Z3, 1Z5) 2.0 TDI | 03/10- | | | | | | | |
| Dieselmotor CLCA | 1968 | 4 | 81 kW (110 PS) | YETI (5L) 2.0 TDI | 11/09- | | | | | | | |
| Dieselmotor CLCB | 1968 | 4 | 103 kW (140 PS) | OCTAVIA (1Z3, 1Z5) 2.0 TDI 16V | 02/04- | | | | | | | |
| Dieselmotor CLCB | 1968 | 4 | 103 kW (140 PS) | YETI (5L) 2.0 TDI 4x4 | 05/09- | | | | | | | |
| Dieselmotor CLJA | 1968 | 4 | 103 kW (140 PS) | SUPERB (3T4, 3T5) 2.0 TDI 16V | 01/09- | | | | | | | |
| Dieselmotor CKFB | 1968 | 4 | 105 kW (143 PS) | OCTAVIA (5E3) 2.0 TDI | 11/12- | 81,000 | 1,75 | 910 CDS |  | 120 050 0019 00 | 1 | STD |
| Dieselmotor CKFB | 1968 | 4 | 105 kW (143 PS) | OCTAVIA Combi (5E5) 2.0 TDI | 11/12- | | 2,00 | 911 IF U CR |  | 21 | | 0,50 |
| Dieselmotor CKFC | 1968 | 4 | 110 kW (150 PS) | OCTAVIA (5E3) 2.0 TDI | 11/12- | | | 947 EX NIT S |  | | | |
| Dieselmotor CKFC | 1968 | 4 | 110 kW (150 PS) | OCTAVIA Combi (5E5) 2.0 TDI | 11/12- | | | | | | | |
| Dieselmotor CKFC | 1968 | 4 | 110 kW (150 PS) | OCTAVIA Combi (5E5) 2.0 TDI 4x4 | 11/12- | | | | | | | |
| Dieselmotor CUPA | 1968 | 4 | 135 kW (184 PS) | OCTAVIA (5E3) 2.0 TDI | 05/13- | | | | | | | |
| Dieselmotor CUPA | 1968 | 4 | 135 kW (184 PS) | OCTAVIA Combi (5E5) 2.0 TDI | 05/13- | | | | | | | |



SKODA

Globally reliable






















































































































































| | ccm | | | | | | | | | | | |
|---|------|---|-----------------|---|-------------|--------|----------------------|---|--|-----------------------------|---|---------------------|
| Motor CCZA | 1984 | 4 | 147 kW (200 PS) | OCTAVIA (1Z3) 2.0 RS | 10/05- | 82,500 | 1,20 1,20 2,00 | 910 IF NIT S PVD 931 P 947 EX CKS | | 120 050 0048 00 21 | 1 | STD 0,50 |
| Motor CCZA | 1984 | 4 | 147 kW (200 PS) | OCTAVIA Combi (1Z5) 2.0 RS | 10/05- | | | | | | | |
| Motor CCZA | 1984 | 4 | 147 kW (200 PS) | SUPERB (3T4) 2.0 TSI | 05/10- | | | | | | | |
| Motor CCZA | 1984 | 4 | 147 kW (200 PS) | SUPERB Kombi (3T5) 2.0 TSI | 05/10- | | | | | | | |
| Motor CDA | 1798 | 4 | 118 kW (160 PS) | YETI (5L) 1.8 TSI 4x4 | 05/09- | | | | | | | |
| Motor CDA | 1798 | 4 | 118 kW (160 PS) | SUPERB (3T4) 1.8 TSI 4x4 | 03/08- | | | | | | | |
| Motor CDA from 11.05.2009 | 1798 | 4 | 118 kW (160 PS) | SUPERB Kombi (3T5) 1.8 TSI 4x4 | 10/09- | | | | | | | |
| Motor CDA from 11.05.2009 | 1798 | 4 | 118 kW (160 PS) | OCTAVIA (1Z3) 1.8 TSI | 06/07- | | | | | | | |
| Motor CDA From 11.05.2009 Till 28.08.2015 | 1798 | 4 | 112 kW (152 PS) | YETI (5L) 1.8 TSI 4x4 | 11/09- | | | | | | | |
| Motor CDAB | 1798 | 4 | 112 kW (152 PS) | SUPERB 1.8 TSI (4x4) | 10/09- | | | | | | | |
| Motor CDAB from 11.05.2009 | 1798 | 4 | 112 kW (152 PS) | SUPERB (3T4) 1.8 TSI 4x4 | 03/09- | | | | | | | |
| Motor CDAB from 11.05.2009 | 1798 | 4 | 112 kW (152 PS) | OCTAVIA (1Z3) 1.8 TSI | 03/09- | | | | | | | |
| Motor CDAB From 11.05.2009 Till 28.05.2015 | 1798 | 4 | 112 kW (152 PS) | OCTAVIA (1Z3) 1.8 TSI | 03/09- | | | | | | | |
| Motor CJSA | 1798 | 4 | 132 kW (180 PS) | OCTAVIA (5E3) 1.8 TSI | 11/12- | | | | | | | |
| Motor CJSA, CJSB | 1798 | 4 | 132 kW (180 PS) | OCTAVIA Combi (5E5) 1.8 TSI 4x4 | 11/12- | | | | | | | |
| Motor CHHB | 1984 | 4 | 162 kW (220 PS) | OCTAVIA (5E3) 2.0 TSI RS | 05/13- | 82,500 | 1,20 1,20 2,00 | 910 IF NIT S PVD 931 P 947 EX NIT S | | 120 050 0049 00 21 | 1 | STD 0,50 |
| Motor CHHB | 1984 | 4 | 162 kW (220 PS) | OCTAVIA Combi (5E5) 2.0 TSI RS | 11/12- | | | | | | | |
| Motor CDA From 28.08.2015 | 1798 | 4 | 118 kW (160 PS) | OCTAVIA 1.8 TSI | | 82,500 | 1,20 1,20 2,00 | 910 IF NIT S PVD 931 P 777 S PVD | | 120 050 0055 00 21 | 1 | STD 0,50 |
| Motor CDA From 28.08.2015 | 1798 | 4 | 112 kW (152 PS) | OCTAVIA 1.8 TSI (4x4) | | | | | | | | |
| Motor CZPA | 1984 | 4 | 132 kW (180 PS) | KODIAQ 2.0 TSI 4x4 | 03/17- | | | | | | | |
| Motor AMX | 2771 | 6 | 142 kW (193 PS) | SUPERB (3U4) 2.8 V6 | 12/01-03/08 | 82,500 | 1,20 1,50 2,00 | 910 IF NIT S 911 IF FE 777 NIT S | | 120 050 0042 00 15 21 | 1 | STD 0,25 0,50 |
| Motor AQY, APK, AZH | 1984 | 4 | 85 kW (116 PS) | OCTAVIA Combi (1U5) 2.0 | 04/99-05/07 | | | | | | | |
| Motor BLR, BLY, BVY, BVZ | 1984 | 4 | 110 kW (150 PS) | OCTAVIA (1Z3) 2.0 FSI, OCTAVIA Combi (1Z5) 2.0 FSI | 11/04-10/08 | | | | | | | |
| Motor BLX, BVX | 1984 | 4 | 110 kW (150 PS) | OCTAVIA Combi (1Z5) 2.0 FSI 4x4 | 11/04-10/08 | | | | | | | |
| Motor BZB | 1798 | 4 | 118 kW (160 PS) | OCTAVIA (1Z3) 1.8 TSI | 06/07- | 82,500 | 1,20 1,50 2,00 | 910 IF NIT S PVD 931 P 947 EX NIT S | | 120 050 0047 00 21 | 1 | STD 0,50 |
| Motor BZB | 1798 | 4 | 118 kW (160 PS) | SUPERB (3T4) 1.8 TSI | 03/08- | | | | | | | |
| Motor BWA | 1984 | 4 | 147 kW (200 PS) | OCTAVIA (1Z3) 2.0 RS OCTAVIA Combi (1Z5) 2.0 RS | 10/05-02/13 | 82,500 | 1,20 1,50 2,00 | 910 IF NIT S PVD 931 947 EX CKS | | 120 050 0050 00 21 | 1 | STD 0,50 |





















































siehe / see / voir
 Daimler-Benz



| | ccm | | | | | | | | | | | |
|--|------|---|---------------------------------|---|--------|--------|----------------------|--|--|-----------------------------|---|-----------------------|
| Dieselmotor D20DT, For OE 665 030 052A For OE 671 030 072A | 1998 | 4 | 100 kW - 104 kW (136-141 PS) | KYRON 2.0 Xdi, ACTYON I 200 Xdi, ACTYON SPORTS I (QJ) 2.0 Xdi, | 05/05- | 86,200 | 2,50 2,00 3,00 | 916 NIT S PVD 911 IF CR P 947 EX NIT S | | 120 685 0001 00 21 | 1 | STD 0,50 |
| Dieselmotor D20DTR, For OE 665 030 052A For OE 671 030 072A | 1998 | 4 | 114 kW (155 PS) | RODIUS II 2.0 Xdi, REXTON W 2.0 Xdi, ACTYON SPORTS I (QJ) 2.0 Xdi | 09/11- | | | | | | | |
| Dieselmotor D27DT, For OE 665 030 052A For OE 671 030 072A | 2696 | 5 | 121 kW (165 PS) | KYRON 2.7 Xdi, REXTON (GAB_) 2.7 Xdi, RODIUS 2.7 Xdi, STAVIC 2.7 270 sXDi | 05/05- | | | | | | | |
| Motor M 111.970 | 2295 | 4 | 103 kW - 110 kW (140-150 PS) | MUSSO 2.3, KORANDO 2.3, CHAIRMAN 2.3 | 10/96- | 90,900 | 1,50 1,75 3,00 | 910 IF NIT S 931 P 777 NIT S | | 120 010 0039 00 ?? ?? | 1 | STD 91,25 91,50 |
| Motor M 113 E 50 | 4966 | 8 | 225 kW 306 PS | Chairman V 8 | | 97,000 | 1,50 1,75 3,00 | 910 IF NIT S 931 P 777 NIT S | | 120 010 0043 00 21 | 1 | STD 0,50 |

|  |  |  |  |  |  |  |  |  |  |  |  | |
|---|---|---|---|---|---|---|---|---|---|---|---|-----|
| Dieselmotor WD 308 | 2355 | 3 | | 540, 545, 548, 650, 760 | | 100,000 | 2,50 2,50 2,50 5,00 | 910 CR 911 FE 911 FE 947 EX CR |     | 120 055 0004 00 | 1 | STD |
| Dieselmotor WD 408 | 3140 | 4 | 31-46,3 kW (42-63 PS) | | | | | |     | | | |
| Dieselmotor WD 308.40 /41/45 | | 3 | 31-35 kW (42-47 PS) | | | 100,000 | 2,50 2,50 4,00 | 910 CR 911 FE 947 EX CR |     | 120 055 0006 00 | 1 | STD |
| Dieselmotor WD 408.40 / 41/42/43 | | 4 | 38-46 kW (52-63 PS) | 540, 545, 548, 650, 658, 760, 768 | 68- | | | |     | | | |
| Dieselmotor WD 308.40/41/45 | 2355 | 3 | 31/33/ 34,5 kW (42/45/ 47 PS) | 540/a, 545/a, 548 | | 100,000 | 2,50 2,50 2,50 4,00 | 910 CR 911 FE 911 FE 947 EX CR |     | 120 055 0010 00 | 1 | STD |
| Dieselmotor WD 408.40/ 41/42/43 | 3140 | 4 | 38/40,4/ 44/46,3 kW (52/55/ 60/63 PS) | 650/a, 658, 760/a, 768 | 82- | | | |     | | | |
| Dieselmotor WD 311 | | 3 | | Traktor 8080 + 8100 | | 100,000 | 2,50 2,50 4,00 | 916 IF CR 911 P 947 EX CR |     | 120 055 0011 00 | 1 | STD |
| Dieselmotor WD 411 | | 4 | | | | | | |     | | | |
| Dieselmotor WD 611 | | 6 | | | | | | |     | | | |
| Dieselmotor WD 209 | 1990 | 2 | 20,5 kW (28 PS) | 188 | | 105,000 | 2,50 2,50 2,50 5,00 5,00 | 910 CR IF P 911 FE 930 FE 947 EX CR 946 P |      | 120 055 0007 00 | 1 | STD |
| Dieselmotor WD 609 e/f/g/h/n, Stamo 609 S | 5975 | 6 | 110,5 kW (150 PS) | 586, 680, 780 c, 890 | 67-70 | | | |      | | | |
| Dieselmotor WD 210.40 | 1996 | 2 | 23,5 kW (32 PS) | Traktor 430b | | 105,000 | 3,00 2,50 2,50 5,00 5,00 | 916 CR 911 FE 930 FE 947 EX CR 946 P |      | 120 055 0002 00 | 1 | STD |
| Dieselmotor WD 410.40 | 3983 | 4 | 51,5 kW (70 PS) | Traktor 870a | | | | |      | | | |
| Dieselmotor WD 610.18/19/20 | 5975 | 6 | 81/88, 5/97 kW (110/120/ 132 PS) | 586, 590, 110, 680, 690, 110, 690, 132, 790, 132, 890, 132 | 70-79 | | | |      | | | |
| Dieselmotor WD 610.40 / 42/43/44/50/01 | 5975 | 6 | 66-84,5 kW (90-115 PS) | 430, 870, 1090, 1100, 1100 S, 1108, 1300, 590, 690 | | | | |      | | | |
| Dieselmotor WD 610.00/13/ 16/19/20 | 5976 | 6 | 97 kW (132 PS) | 586, 790, 890 | | 105,000 | 3,50 2,50 2,50 5,00 5,00 | 914 CR P 911 FE 930 FE 947 EX CR 946 P |      | 120 055 0009 00 | 1 | STD |
| Dieselmotor WD 610.60/ 68/ 69/70/72/79 | 5976 | 6 | 110,5/ 125 kW (150/170 PS) | 790, 150, 790, 170, 890, 150, 1390, 150 | 70-78 | | | |      | | | |
| Dieselmotor WD 412.40/41 | 4396 | 4 | 59/62,5 kW (80/85 PS) | | | 108,000 | 3,00 2,50 4,00 | 914 CR 930 FE 947 EX CR |     | 120 055 0008 00 | 1 | STD |
| Dieselmotor WD 612.00/01/ 60/63/ 67/68/ 70/77/90 | 6590 | 6 | 100- 155 kW (136 - 210 PS) | 790, 791 | | | | |     | | | |
| Dieselmotor WD 612.0001/ 20/40 | 6595 | 4 | 88/106,6 kW (120/145 PS) | 980, 988, 1200, 8140, 691, 136, 791, 145 | 77- | | | |     | | | |
| Dieselmotor WD 612.85/ 86/87/89 | 6590 | 6 | 96/103/ 110 kW (130/140/ 150 PS) | 8150, 8165, 8170 | | | | |     | | | |
| Dieselmotor WD 621.94/95 Euro 1 | 6595 | 6 | 171 kW (233 PS) | 18S23, 18S26 | | | | |     | | | |
| Dieselmotor WD 412.40/41 | | 4 | 80/85PS | Truck | | 108,000 | 3,00 2,50 5,00 | 910 CR 911 P 947 EX CR |     | 120 055 0012 00 | 1 | STD |
| Dieselmotor WD 612.40 | | 6 | 120PS | Truck | | | | |     | | | |
| Dieselmotor WD 612.85 | | 6 | 140 PS | Truck | | | | |     | | | |
| Dieselmotor WD 612.86 | | 6 | 140 PS | Truck | | | | |     | | | |
| Dieselmotor WD 113 a | | 1 | 13 kW (18 PS) | | | 110,000 | 3,00 3,00 3,00 6,00 6,00 | 910 CR 911 FE 930 FE 947 FE 947 FE |      | 120 055 0001 00 | 1 | STD |
| Dieselmotor WD 113 a | 1130 | 1 | 11/13 kW (15/18 PS) | | | | | |     | | | |
| Dieselmotor WD 213 | | 2 | 19 kW (26 PS) | | | | | |     | | | |
| Dieselmotor WD 213 a | | 2 | 22 kW (30 PS) | | | | | |     | | | |
| Dieselmotor WD 213 a/c/f/g | 2661 | 2 | 22/26 kW (30/35 PS) | | | | | |     | | | |
| Dieselmotor WD 313 a | 3991 | 3 | 34/41 kW (46/55 PS) | | | | | |     | | | |
| Dieselmotor WD 413 t/u | 5322 | 4 | 46/50 kW (62/68 PS) | 80, 84, 86, 180, 180 a, 180 n, 2 a, 182 n, 185, 185 a, 280, 280 a | | | | |     | | | |



























|  | ccm |  |  |  |  |  |  |  |  |  |  | |
|---|-------|---|---|---|---|--|---|---|---|---|---|-----|
| Dieselmotor 815.62/64/74 | 11964 | V8 | 243 kW (330 PS) | 1291, 1491, 1891 | 82- | 126,000 | 3,50 3,00 | 914 IF CR 911 FE |  | 120 055 0003 00 | 1 | STD |
| Dieselmotor 815.67 | 11964 | V8 | 243 kW (330 PS) | 1291, 1491, 1891 | 84- | | 4,00 | 947 EX CR |  | | | |
| Dieselmotor WD 615.00/20 | 9726 | 6 | 148 kW (200 PS) | 89, 1991, 1391 | 78- | | | | | | | |
| Dieselmotor WD 615.46 Euro 2 | 9726 | 6 | 235/265 kW (320/360 PS) | 26S36 6x4 | 03/94- | | | | | | | |
| Dieselmotor WD 615.48 Euro 1 | 9726 | 6 | 199/235/ 265 kW (270/320/ 360 PS) | 19S32 | 10/93- | | | | | | | |
| Dieselmotor WD 615.60/ 61/71/90 | 9726 | 6 | 191/198 kW (260/269 PS) | 991, 1291, 1491 | 78- | | | | | | | |
| Dieselmotor WD 615.63 | 9726 | 6 | 206 kW (280 PS) | 1291, 1491, 1891, 2591, 2891 | | | | | | | | |
| Dieselmotor WD 615.64 | 9726 | 6 | 176,5 kW (240 PS) | | | | | | | | | |
| Dieselmotor WD 615.65/66/ 75/67/69/77/ 79/ 91/93 | 9726 | 6 | 206 kW (280 PS) | 2591 | 83-88 | | | | | | | |
| Dieselmotor WD 615.65/66/ 75/67/69/77/ 79/ 91/93 | 9726 | 6 | 206 kW (280 PS) | 91, 991, 1291, 1491, 1891, 2891 | 78-88 | | | | | | | |
| Dieselmotor WD 615.68 | 9726 | 6 | 225 kW (310 PS) | 1291, 1491, 1891 | -0,103448276 | | | | | | | |
| Dieselmotor WD 615.68/78 | 9726 | 6 | 225/232 kW (310/316 PS) | 1291, 1491, 1891 | 09/87- | | | | | | | |
| Dieselmotor WD 815.60/61/ 63/70/71 | 11964 | 8 | 236 kW (320 PS) | 1290, 1291, 1490, 1491, 1890 | 77- | 126,000 | 3,50 3,00 3,00 5,00 | 914 IF CR 911 FE 931 FE 947 EX CR |  | 120 055 0005 00 | 1 | STD |

|  | ccm |  |  |  |  |  |  |  |  |  |  | |
|---|------|---|---|---|---|--|---|---|---|---|---|---------------------|
| Motor 1KR-FE | 998 | 3 | 51 kW 70 PS | Justy 1.0 | 10 - | 71,000 | 1,00 1,00 1,50 | 910 NIT S 911 FE 777 CR S |  | 121 096 0002 00 21 | 3 | STD 0,50 |
| Motor 1NR-FE For OE No. 13011-47031 | 1329 | 4 | 70 kW - 73 kW (95-99 PS) | TREZIA 1.3 | 11/10- | 72,500 | 1,00 1,00 1,50 | 910 IF NIT S 931 FE S 777 CR S |  | 121 096 0144 00 21 | 4 | STD 0,50 |
| Motor 1NR-FE For OE No. 13011-47033 | 1329 | 4 | 70 kW - 73 kW (95-99 PS) | TREZIA 1.3 | 11/10- | 72,500 | 1,00 1,00 2,00 | 910 IF NIT S 931 FE S 777 NIT S |  | 121 096 0145 00 21 | 4 | STD 0,50 |
| Dieselmotor 1ND-TV | 1364 | 4 | 66 kW (90 PS) | TREZIA 1.4 D | 03/11- | 73,000 | 1,50 1,50 3,00 | 910 NIT S 911 CR S 947 EX NIT S |  | 121 096 0062 00 21 | 4 | STD 0,50 |
| Motor M13A | 1328 | 4 | 69 kW (94 PS) | JUSTY III 1.3 AWD | 09/03- | 78,000 | 1,20 1,20 | 910 IF CR S 931 FE |  | 121 094 0025 00 21 | 4 | STD 0,50 |
| Motor M15A | 1490 | 4 | 73 kW (99 PS) | JUSTY III 1.5 AWD | 09/03- | | 2,50 | 777 CR S |  | 29 | | 1,00 |
| Motor EF 10 | 997 | 3 | | Domingo | | 78,000 | 1,20 | 910 CR S |  | 121 092 0007 00 | 3 | STD |
| Motor EF12 | 1189 | 3 | | Justy | | | 1,50 2,80 | 911 CR 777 CR S |  | | | |
| Motor FB16 | 1599 | 4 | | Impreza Sport 1.6i | | 78,800 | 1,00 1,00 2,00 | 910 IF CR S 931 FE S 777 CR S |  | 121 092 0001 00 21 | 4 | STD 0,50 |
| Motor EA 65 | 1298 | 4 | | 1300 | | 83,000 | 1,20 1,50 4,00 | 910 CR S 911 FE 777 CR S |  | 121 092 0004 00 15 21 | 4 | STD 0,25 0,50 |
| Motor FB20 | 1995 | 4 | 110 kW (150 PS) | Forester 2.0 | 01/10- | 84,000 | 1,00 1,00 2,00 | 910 IF CR S 931 FE S 777 CR S |  | 121 092 0002 00 21 | 4 | STD 0,50 |
| Motor EJ 18 | 1820 | 4 | | Legacy Impreza | | 87,900 | 1,20 1,50 3,00 | 910 CR S 931 ES FE 777 CR S |  | 121 092 0009 00 15 21 | 4 | STD 0,25 0,50 |
| Motor EZ 30 | | 6 | | | | 89,200 | 1,20 1,20 2,50 | 910 IF CR S 931 FE 777 CR S |  | 121 092 0016 00 21 29 | 6 | STD 0,50 1,00 |
| Motor EZ36 | 3629 | 6 | 190 kW (258 PS) | OUTBACK 3.6 | 09/09- | 92,000 | 1,20 1,20 2,00 | 910 IF CR S 931 FE 777 CR S |  | 121 092 0003 00 21 | 6 | STD 0,50 |
| Motor 66 L | | 4 | | | | 92,000 | 1,20 | 910 IF CR S |  | 121 092 0008 00 15 | 4 | STD 0,25 |
| Motor 69 H | | 4 | | EJ 201, 204 206, 208, 207 | | | 2,50 | 931 ES FE 777 CR S |  | 21 | | 0,50 |
| Motor 21 Z | | 4 | | | | 92,000 | 1,20 1,20 2,00 | 910 IF CR S 931 ES FE 777 CR S |  | 121 092 0012 00 15 21 | 4 | STD 0,25 0,50 |
| Motor EJ 20 EJ20T | 1994 | 4 | | Legacy, Impreza | 89 - 00 | 92,000 | 1,20 1,50 3,00 | 910 IF CR S 931 ES FE 777 CR S |  | 121 092 0006 00 15 21 | 4 | STD 0,25 0,50 |
| Motor EA 82 F | 1781 | 4 | | AC AG AN | | 92,000 | 1,20 1,50 4,00 | 910 CR S 911 FE 777 CR S |  | 121 092 0011 00 15 21 | 4 | STD 0,25 0,50 |
| Motor EJ 20 EJ20T | 1994 | 4 | | Legacy Forester Impreza | 89 - 00 | 92,000 | 1,50 1,50 3,00 | 910 IF CR S 931 ES FE 777 CR S |  | 121 092 0010 00 15 21 | 4 | STD 0,25 0,50 |
| Motor EJ 22 | 2212 | 4 | | Legacy, Impreza | 89 - 01 | 96,900 | 1,20 1,50 3,00 | 910 IF CR S 931 ES FE 777 CR S |  | 121 092 0013 00 | 4 | STD |
| Motor EJ 22 | 2212 | 4 | | Legacy | | 96,900 | 1,50 1,50 3,00 | 910 IF CR S 931 ES FE 777 CR S |  | 121 092 0018 00 21 29 | 4 | STD 0,50 1,00 |
| Motor EJ 25 | 2457 | 4 | | Legacy Forester Impreza | 98 - | 99,500 | 1,20 1,20 2,50 | 910 IF CR S 931 FE 777 CR S |  | 121 092 0015 00 21 29 | 4 | STD 0,50 1,00 |
| Motor EJ 257 | 2457 | 4 | | Impreza G12 Sedan WRX STI | 07 - | 99,500 | 1,20 1,20 2,00 | 910 IF CR S 931 ES FE 777 CR S |  | 121 092 0017 00 21 29 | 4 | STD 0,50 1,00 |
| Motor EJ 25 | 2457 | 4 | | Legacy Forester | 96 - | 99,500 | 1,20 1,50 2,80 | 910 IF CR S 931 ES FE 777 CR S |  | 121 092 0014 00 | 4 | STD |

**SUZUKI**

Globally reliable

| | ccm | | | | | | | | | | |
|--|-------------|--------|--------------------------|---|--------|--------|----------------------|--|--|-----------------------------------|----------------------------------|
| ST20 LJ50 ST30 LJ50 | 539 | 3 | | Carry Truck Jimny 4WD | | 61,000 | 1,20 2,00 | 913 CR S 913 CR | | 121 094 0007 00 15 21 | 3 STD 0,25 0,50 |
| F8A (new) F5A (new) Gasoline | 797 | 4 | | | | 62,000 | 1,20 1,20 2,80 | 910 IF CR S 931 ES FE 777 NIT S | | 121 094 0014 00 | 4 STD |
| F8A Gasoline | 797 | 4 | | New Jimny Carry Van ST90 | | 62,000 | 1,50 1,50 2,80 | 910 CR 911 FE 777 CR S | | 121 094 0008 00 15 21 | 4 STD 0,25 0,50 |
| F5A Gasoline | 543 | 3 | | Fronte 550 | | 62,000 | 1,50 1,50 2,80 | 910 CR 911 FE 777 CR S | | 121 094 0013 00 15 21 | 3 STD 0,25 0,50 |
| Y3AB Gasoline | | 3 | | | | 62,000 | 1,50 2,80 | 910 IF CR S 777 CR S | | 121 094 0009 00 15 21 | 3 STD 0,25 0,50 |
| Motor F6A-N For OE No. 12140-51F10 | 657 | 3 | 47 kW (64 PS) | Alto 0.7 | | 65,000 | 1,00 1,20 2,00 | 910 CR S 911 P 777 NIT S | | 121 094 0006 00 | 3 STD |
| Motor F6A | 657 | 3 | 47 kW (64 PS) | Alto | | 65,000 | 1,20 1,20 2,50 | 910 IF NIT S 931 FE 777 NIT S | | 121 094 0002 00 21 | 3 STD 0,50 |
| F6A Gasoline | 657 | 3 | | Alut Van Celvo | | 65,000 | 1,20 1,50 2,50 | 910 IF NIT S 931 ES FE 777 NIT S | | 121 094 0017 00 15 21 | 3 STD 0,25 0,50 |
| F10A Gasoline | 970 | 4 | | Jimny, Alut SJ410 | | 65,500 | 1,50 1,50 2,80 | 910 NIT S 911 FE 777 CR S | | 121 094 0010 00 15 21 | 4 STD 0,25 0,50 |
| Motor K6A | 658 | 3 | | Alto Jimny Kei | | 68,000 | 1,00 1,20 2,00 | 910 IF CR S 931 FE 777 CR S | | 121 094 0026 00 21 29 | 3 STD 0,50 1,00 |
| Motor K6A | | 4 | | | | 68,000 | 1,00 1,20 2,00 | 910 IF CR S 931 FE 777 CR S | | 121 094 0027 00 21 29 | 4 STD 0,50 1,00 |
| Motor F8D | 796 | 3 | 33 kW (45 PS) | Alto, Maruti 800 | 03/00- | 68,500 | 1,20 1,50 2,50 | 910 CR S 931 P 777 NIT S | | 121 094 0001 00 15 21 | 3 STD 0,25 0,50 |
| F8B SS80 Y64 Y65 Gasoline | 796 | 3 | | Alto Fronte | | 68,500 | 1,50 1,50 2,80 | 910 CR 911 FE 777 CR S | | 121 094 0011 00 15 21 | 3 STD 0,25 0,50 |
| Dieselmotor Z 13 DTJ | 1248 | 4 | 55 kW (75 PS) | SPLASH 1.3 CDTI, SWIFT III 1.3 DDiS | 08/05 | 69,600 | 2,00 1,50 | 910 NIT S 911 P | | 120 020 0056 00 20 | 1 STD 0,40 |
| Dieselmotor Z13DT | 1248 | 4 | 51 kW (70 PS) | IGNIS II 1.3 DDiS, SWIFT III 1.3 DDiS, WAGON R+ 1.3 DDiS | 09/03 | | 2,00 | 947 EX NIT | | 23 | 0,60 |
| Dieselmotor D13A | 1248 | 4 | 55 kW (75 PS) | SPLASH 1.3 CDTI, SWIFT 1.3 DDiS | 08/05- | 69,600 | 2,00 1,50 2,00 | 910 NIT S 911 P 947 EX NIT | | 120 035 0057 00 20 23 | 1 STD 0,40 0,60 |
| Motor K12A | 1200 | 4 | | Swift | | 71,000 | 1,00 1,20 2,00 | 910 NIT S IF 931 P 777 NIT S | | 121 094 0029 00 | 4 STD |
| Motor G10 | 999 | 4 | | Swift | | 72,000 | 1,20 1,50 2,80 | 910 IF NIT S 931 ES FE 777 NIT S | | 121 094 0030 00 | 4 STD |
| Motor K10B | 996 | 3 | 50 kW (68 PS) | SPLASH 1.0, CELERIO 1.0, ALTO K10 1.0, ALTO 800 1.0, ALTO 1.0 | 01/08- | 73,000 | 1,00 1,20 2,00 | 910 IF NIT S 931 P 777 NIT S | | 121 094 0034 00 15 21 | 3 STD 0,25 0,50 |
| Motor K12B | 1242 | 4 | 63 kW - 69 kW (86-94 PS) | SPLASH 1.2, SWIFT III 1.2, SWIFT IV 1.2 | 01/08- | 73,000 | 1,00 1,20 2,00 | 910 IF NIT S 931 P 777 NIT S | | 121 094 0035 00 15 21 | 4 STD 0,25 0,50 |
| Gasoline | 1298 | 4 | | | | 74,000 | 1,00 1,20 2,00 | 910 NIT S 911 P 777 NIT S | | 121 094 0016 00 15 21 | 4 STD 0,25 0,50 |
| SR413 G13BA Gasoline | | 3 | | Swift | | 74,000 | 1,20 1,20 2,50 | 910 IF NIT S 931 ES FE 777 NIT S | | 121 094 0021 00 15 21 | 3 STD 0,25 0,50 |
| SR413 G13BA Gasoline | 1298 | 4 | | Swift, Y58 | | 74,000 | 1,20 1,20 2,50 | 910 IF NIT S 931 ES FE 777 NIT S | | 121 094 0022 00 15 21 | 4 STD 0,25 0,50 |
| G10 Gasoline G13, G13A | 993 1298 | 3 4 | | Cultus Cultus, Swift SF413 | | 74,000 | 1,20 1,50 2,80 | 910 CR S 911 FE 777 CR S | | 121 094 0012 00 21 26 29 | 1 STD 0,50 0,75 1,00 |
| G13, G13B | 1298 | 4 | | Swift, Cultus | | 74,000 | 1,20 1,50 2,80 | 910 IF CR S 911 IF FE 777 CR S | | 121 094 0019 00 15 21 | 4 STD 0,25 0,50 |
| G10 G10T | 993 | 3 | | Swift, Cultus | | 74,000 | 1,20 1,50 2,80 | 910 CR S 911 IF CR 777 CR S | | 121 094 0020 00 15 21 | 3 STD 0,25 0,50 |



















|  | ccm |  |  |  |  |  |  |  |  |  |  | |
|---|--------------|---|---|---|---|--|---|---|---|---|---|---------------------|
| Motor G15A | 1493 | 4 | | | | 75,000 | 1,20 1,20 2,50 | 910 IF NIT S 931 P 777 NIT S |  | 121 094 0003 00 21 | 4 | STD 0,50 |
| Motor G16A | 1590 | 4 | | | | | | |  | | | |
| E12 G16U Gasoline | | 4 | | | | 75,000 | 1,20 1,20 2,50 | 910 IF NIT S 931 ES FE 777 NIT S |  | 121 094 0023 00 15 21 | 4 | STD 0,25 0,50 |
| G16, G16B | 1590 | 4 | | Escudo | | 75,000 | 1,20 1,50 2,80 | 910 IF NIT S 931 ES FE 777 NIT S |  | 121 094 0015 00 15 21 | 4 | STD 0,25 0,50 |
| Dieselmotor 9HX | 1560 | 4 | 66 kW (90 PS) | SX4 (EY, GY) 1.6 DDIS | 04/07- | 75,000 | 3,00 1,95 2,50 | 916 CKS 931 ES P 947 EX NIT S |  | 120 037 0062 00 21 | 1 | STD 0,50 |
| Dieselmotor K9K.700 | 1461 | 4 | 48 kW (65 PS) | JIMNY (FJ) 1.5 DDiS 4WD | 12/03- | 76,000 | 2,00 2,00 2,50 | 910 IF CKS 911 IF U P 947 EX NIT S |  | 120 038 0014 00 21 | 1 | STD 0,50 |
| Motor M13A | 1328 | 4 | | Swift, RS413 | 04 - | 78,000 | 1,20 1,20 2,50 | 910 IF CR S 931 FE 777 CR S |  | 121 094 0025 00 21 29 | 4 | STD 0,50 1,00 |
| Motor M15A | 1490 | 4 | | Swift, Aerio, RS 415, RW 415 | 04 - | | | |  | | | |
| Motor M16A | 1586 | 4 | 73 kW - 104 kW (99-142 PS) | SX4 1.6, SWIFT III 1.6 | 06/06 | | | |  | | | |
| Motor M13A | 1328 | 4 | | Wagon R Jimny | | 78,000 | 1,20 1,50 2,80 | 910 IF CR S 931 FE 777 CR S |  | 121 094 0028 00 21 29 | 4 | STD 0,50 1,00 |
| Dieselmotor D20AA | 1956 | 4 | 99 kW (135 PS) | SX4 (GY) 2.0 DDIS 4x4 | 07/09- | 83,000 | 1,50 1,50 2,00 | 910 CDS P 931 ES P 947 EX NIT S |  | 120 035 0007 00 21 | 1 | STD 0,50 |
| Motor J20B | 2000 | 4 | | | | 84,000 | 1,20 1,20 2,50 | 910 IF NIT S 931 CR 777 NIT S |  | 121 094 0004 00 21 | 4 | STD 0,50 |
| J18 J20A | 1798 1995 | 4 4 | | | | 84,000 | 1,20 1,50 2,50 | 910 IF NIT S 931 ES FE 777 NIT S |  | 121 094 0024 00 15 21 | 4 | STD 0,25 0,50 |
| Motor H27A | 2736 | 6 | 135 kW 184 PS | XL-7 Grand Vitara | | 88,000 | 1,20 1,50 2,80 | 910 NIT S IF 931 FE 777 NIT S |  | 121 094 0031 00 | 6 | STD |
| Motor J24B | 2400 | 4 | 122-131 kW (166-178 PS) | Escude, KIZASHI (FR) 2.4, GRAND VITARA II (JT) 2.4 Allrad | 01/09- | 92,000 | 1,20 1,00 2,00 | 910 IF NIT S 931 P 777 NIT S |  | 121 094 0005 00 21 | 4 | STD 0,50 |



TALBOT

Globally reliable

| | ccm | | | | | | | | | | | |
|-------------------------|------|---|---------------------------------|---|----------|--------|----------------------|-----------------------------------|--|-----------------|---|-----------------------------|
| Motor XV 5 | 954 | 4 | 31/33 kW (42/45 PS) | Samba | 81-86 | 70,000 | 2,00 2,00 4,00 | 910 IF CR 931 P 948 EX P | | 120 037 0001 00 | 1 | STD |
| Motor XW 7 | 1124 | 4 | 37 kW (50 PS) | Samba | 83-86 | 72,000 | 1,50 2,00 4,00 | 910 IF CR S 930 FE 777 CR S | | 120 037 0009 00 | 1 | STD |
| Motor 3 E 1, 350 /S/SA | 1118 | 4 | 39,5/42,5/ 44 kW (54/58/ 60 PS) | 1100, Fourgonette, VF 1/2, 1006, Horizon, City Laster | | 74,000 | 1,75 2,00 4,00 | 910 IF CR S 931 FE 777 CR S | | 120 041 0001 00 | 1 | STD |
| Motor | 1294 | 4 | 76 kW (103 PS) | Rallye 3 | | 76,700 | 1,75 2,00 4,00 | 910 IF CR S 930 FE 777 CR S | | 120 041 0002 00 | 1 | STD |
| Motor 1 G 4 | 1294 | 4 | 60/63 kW (82/86 PS) | Rallye 2 | 73-79 | | | | | 20 28 | | 0,40 0,80 |
| Motor 3 G 4 | 1296 | 4 | 60/62 kW (82/84 PS) | 1100, Matra Bagheera | 04/73-78 | | | | | | | |
| Motor 3 G 4 | 1296 | 4 | 44 kW (60 PS) | Rallye 1 | 72-78 | | | | | | | |
| Motor 366/3 G 2 | 1296 | 4 | 55 kW (75 PS) | 1100 | 72-74 | | | | | | | |
| Motor 6 G 1 | 1294 | 4 | 50 kW (68 PS) | 1307, Alpine, Horizon, Solara | 75-86 | | | | | | | |
| Motor 6 G 4 | 1294 | 4 | 60 kW (82 PS) | 1307, 1100 | 07/75-79 | | | | | | | |
| Motor 6 Y 2, 6 Y 2 D | 1442 | 4 | 51-66 kW (69-90 PS) | 1308, 1508, Matra Rancho, Grand Raid, Bagheera, Horizon, Solara, Alpine | 75-86 | | | | | | | |
| Dieselmotor XUD 9, 7 CV | 1905 | 4 | 48/51 kW (65/69 PS) | Horizon, Solara | 82-86 | 83,000 | 2,00 2,00 3,00 | 910 CR S 911 P 947 EX CR | | 120 037 0023 00 | 1 | STD 0,25 0,50 1,00 |
| Motor 9 L 6 | 2664 | 6 | 121,5 kW (165 PS) | Tagora SX | 01/68-72 | 88,000 | 1,50 2,00 4,00 | 910 IF CR S 911 FE 777 CR S | | 120 037 0007 00 | 1 | STD |
| Dieselmotor 9 U 8 | 2304 | 4 | 54/59 kW (73/80 PS) | Tagora | 80-83 | 94,000 | 3,00 2,00 4,00 | 914 CR 911 FE 947 EX CR | | 120 037 0018 00 | 1 | STD 0,40 0,60 |



























|  | ccm |  |  |  |  |  |  |  |  |  |  | |
|---|-------|---|---|---|---|--|---|---|---|---|---|------|
| Dieselmotor T3-928 | 12660 | 0 | | Tatra 815 | | 120,000 | 3,50 | 914 CR |  | 120 047 0002 00 | 1 | STD |
| Dieselmotor T3-929 | 15825 | | | | | | 3,00 | 911 FE |  | | | |
| Dieselmotor T3-930 | 18990 | | 166-250 kW (226-340 PS) | | | | 5,00 | 947 EX CR P |  | | | |
| Dieselmotor 2-928-1 | 12667 | V8 | | | | 120,000 | 3,50 | 910 IF CR |  | 120 047 0001 00 | 1 | STD |
| Dieselmotor 924A | 5876 | 4 | | 137, 138, 148 | | | 3,50 | 911 FE |  | 21 | | 0,50 |
| Dieselmotor 926 | 8814 | 6 | | | | | 3,50 | 931 FE |  | | | |
| Dieselmotor 928 | 11762 | V8 | | | | | 6,00 | 947 EX FE |  | | | |
| Dieselmotor 930 | 17628 | V12 | | | | | | | | | | |



TOYOTA

Globally reliable

| | ccm | | | | | | | | | | | |
|--|------|---|---------------------------|--------------------------------------|-------------|--------|----------------------|---------------------------------------|--|-----------------------------|---|---------------------|
| Motor 1SZ | 997 | 4 | | Vitz | | 69,000 | 1,20 1,20 2,00 | 910 CR S 931 FE 777 NIT S | | 121 096 0001 00 21 29 | 4 | STD 0,50 1,00 |
| Motor 1SZ | 997 | 4 | | | | 69,000 | 1,20 1,20 2,00 | 910 CR S 931 P 777 NIT S | | 121 096 0015 00 21 | 4 | STD 0,50 |
| 1E-L Gasoline | 1000 | 4 | | verbleites Benzin Starlet (Export) | | 70,500 | 1,50 1,50 3,00 | 910 IF NIT S 911 FE 777 NIT S | | 121 096 0003 00 15 21 | 4 | STD 0,25 0,50 |
| Motor 1 KR-FE | 996 | 3 | 50 - 53 kW 67 - 71 PS | Passo, Aygo, Vitz, Yaris iQ | 05 - | 71,000 | 1,00 1,00 1,50 | 910 NIT S 911 FE 777 CR S | | 121 096 0002 00 21 | 3 | STD 0,50 |
| Motor 2SZ-FE | 1298 | 4 | 64 kW (87 PS) | Belta, Vitz, Yaris 1.3 | 01/05- | 72,000 | 1,00 1,00 1,50 | 910 IF CR S 931 FE S 777 CR S | | 121 096 0130 00 21 | 4 | STD 0,50 |
| Motor K3-VE | 1297 | 4 | 68 kW 92 PS | bB Subaru Dex | | 72,000 | 1,20 1,20 2,00 | 910 NIT S 931 FE 777 NIT S | | 121 096 0005 00 | 4 | STD |
| Motor 3SZ-VE | 1495 | 4 | 80 kW 108 PS | Rush, bB, Town Ace, Lite ace, Avanza | | 72,000 | 1,20 1,20 2,00 | 910 NIT S IF 931 FE 777 NIT S | | 121 096 0011 00 | 4 | STD |
| Motor 1NR-FE For OE No. 13011-47031 | 1329 | 4 | 73 kW - 74 kW (99-101 PS) | AURIS 1.3 | 05/09- | 72,500 | 1,00 1,00 1,50 | 910 IF NIT S 931 FE S 777 CR S | | 121 096 0144 00 21 | 4 | STD 0,50 |
| Motor 1NR-FE For OE No. 13011-47031 | 1329 | 4 | 74 kW (101 PS) | COROLLA 1.33 | 01/07- | | | | | | | |
| Motor 1NR-FE For OE No. 13011-47031 | 1329 | 4 | 69 kW - 72 kW (94-98 PS) | IQ 1.33 | 01/09- | | | | | | | |
| Motor 1NR-FE For OE No. 13011-47031 | 1329 | 4 | 70 kW (95 PS) | PASSO 1.3 | 01/08-01/10 | | | | | | | |
| Motor 1NR-FE For OE No. 13011-47031 | 1329 | 4 | 70 kW (95 PS) | PORTE II 1.3 | 08/12- | | | | | | | |
| Motor 1NR-FE For OE No. 13011-47031 | 1329 | 4 | 70 kW (95 PS) | RACTIS 1.33 | 11/10-10/16 | | | | | | | |
| Motor 1NR-FE For OE No. 13011-47031 | 1329 | 4 | 73 kW - 74 kW (99-101 PS) | URBAN CRUISER 1.33 | 01/09- | | | | | | | |
| Motor 1NR-FE For OE No. 13011-47031 | 1329 | 4 | 73 kW (99 PS) | VERSO S 1.33 | 11/10-10/16 | | | | | | | |
| Motor 1NR-FE For OE No. 13011-47031 | 1329 | 4 | 70 kW - 74 kW (95-100 PS) | VITZ 1.3 | 11/08- | | | | | | | |
| Motor 1NR-FE For OE No. 13011-47031 | 1329 | 4 | 70 kW - 74 kW (99-101 PS) | YARIS 1.3 | 11/08- | | | | | | | |
| Motor 1NR-FE For OE No. 13011-47033 | 1329 | 4 | 73 kW - 74 kW (99-101 PS) | AURIS 1.3 | 05/09- | 72,500 | 1,00 1,00 2,00 | 910 IF NIT S 931 FE S 777 NIT S | | 121 096 0145 00 21 | 4 | STD 0,50 |
| Motor 1NR-FE For OE No. 13011-47033 | 1329 | 4 | 74 kW (101 PS) | COROLLA 1.33 | 01/07- | | | | | | | |
| Motor 1NR-FE For OE No. 13011-47033 | 1329 | 4 | 69 kW - 72 kW (94-98 PS) | IQ 1.33 | 01/09- | | | | | | | |
| Motor 1NR-FE For OE No. 13011-47033 | 1329 | 4 | 70 kW (95 PS) | PASSO 1.3 | 01/08-01/10 | | | | | | | |
| Motor 1NR-FE For OE No. 13011-47033 | 1329 | 4 | 70 kW (95 PS) | PORTE II 1.3 | 08/12- | | | | | | | |
| Motor 1NR-FE For OE No. 13011-47033 | 1329 | 4 | 70 kW (95 PS) | RACTIS 1.33 | 11/10-10/16 | | | | | | | |
| Motor 1NR-FE For OE No. 13011-47033 | 1329 | 4 | 73 kW - 74 kW (99-101 PS) | URBAN CRUISER 1.33 | 01/09- | | | | | | | |
| Motor 1NR-FE For OE No. 13011-47033 | 1329 | 4 | 73 kW (99 PS) | VERSO S 1.33 | 11/10-10/16 | | | | | | | |
| Motor 1NR-FE For OE No. 13011-47033 | 1329 | 4 | 70 kW - 74 kW (95-100 PS) | VITZ 1.3 | 11/08- | | | | | | | |
| Motor 1NR-FE For OE No. 13011-47033 | 1329 | 4 | 70 kW - 74 kW (99-101 PS) | YARIS 1.3 | 11/08- | | | | | | | |

|  | ccm |  |  |  |  |  |  |  |  |  |  | |
|---|------|---|---|---|---|--|---|---|---|---|---|-----------------------------|
| Dieselmotor 1ND-TV For OE No. 13011-33052 | 1364 | 4 | 66 kW (90 PS) | URBAN CRUISER 1.4 D-4D | 01/09-04/14 | 73,000 | 1,50 1,20 2,00 | 910 IF NIT S PVD 911 CR S 947 EX NIT S |  | 121 096 0063 00 21 | 4 | STD 0,50 |
| Dieselmotor 1ND-TV For OE No. 13011-33052 | 1364 | 4 | 66 kW (90 PS) | VERSO S 1.4 D4-D | 11/10-10/16 | | | | | | | |
| Dieselmotor 1ND-TV For OE No. 13011-33052 Till 04/12 | 1364 | 4 | 66 kW (90 PS) | IQ 1.4 D-4D | 01/09- | | | | | | | |
| Dieselmotor 1ND-TV For OE No. 13011-33052 Till 05/13 | 1364 | 4 | 66 kW (90 PS) | COROLLA 1.4 D-4D | 07/04- | | | | | | | |
| Dieselmotor 1ND-TV For OE No. 13011-33052 Till 06/14 | 1364 | 4 | 66 kW (90 PS) | YARIS 1.4 D-4D | 02/03- | | | | | | | |
| Dieselmotor 1ND-TV For OE No. 13011-33052 Till 09/12 | 1364 | 4 | 66 kW (90 PS) | AURIS 1.4 D-4D | 03/07- | | | | | | | |
| Dieselmotor 1ND-TV For OE No. 13011-33052 Till 11/13 | 1364 | 4 | 66 kW (90 PS) | ALTIS 1.4 D-4D | 07/04- | | | | | | | |
| 2E-L 2E-Lu Gasoline | 1295 | 4 | | verbleites Benzin Corona 1300 Starlet | | 73,000 | 1,50 1,50 3,00 | 910 IF NIT S 931 ES FE 777 NIT S |  | 121 096 0004 00 15 21 | 4 | STD 0,25 0,50 |
| Dieselmotor 1ND-TV For OE No. 13011-33041 from 11/02 till 10/05 | 1364 | 4 | 55-66 kW (75-90 PS) | YARIS VERSO 1.4 D-4D, YARIS 1.4 D-4D, ECHO VERSO 1.4 D-4D | 12/01- | 73,000 | 1,50 1,50 3,00 | 910 NIT S 911 CR S 947 EX NIT S |  | 121 096 0062 00 21 | 4 | STD 0,50 |
| Dieselmotor 1ND-TV For OE No. 13011-33041 Till 07/07 | 1364 | 4 | 55 kW (75 PS) | PROBOX 1.4 D-4D, SUCCEED 1.4 D-4D | 07/02-08/14 | | | | | | | |
| 3E Gasoline | 1456 | 4 | | Starlet | | 73,000 | 1,50 1,50 3,00 | 910 CR S 931 ES FE 777 CR S |  | 121 096 0067 00 15 21 | 4 | STD 0,25 0,50 |
| 4E-FE Gasoline | 1331 | 4 | | Corolla | | 74,000 | 1,20 1,20 3,00 | 910 CR S 931 FE 777 CR S |  | 121 096 0052 00 15 21 26 | 4 | STD 0,25 0,50 0,75 |
| 1N-T Gasoline | 1453 | 4 | | Starlet | | 74,000 | 1,50 1,50 3,00 | 913 NIT S 911 CR 777 NIT S |  | 121 096 0068 00 15 21 | 4 | STD 0,25 0,50 |
| Motor 1NZ-FXE | 1497 | 4 | 54 kW (73 PS) | PRIUS C (NHP10_) 1.5 Hybrid | 02/12- | 75,000 | 0,80 1,00 1,50 | 910 IF NIT S 911 FE S 777 CR S |  | 121 096 0021 00 21 | 4 | STD 0,50 |
| Motor 1NZ-FXE | 1497 | 4 | 57 kW (78 PS) | PRIUS Liftback (NHW20_) 1.5 | 08/03-03/09 | | | | | | | |
| Motor 1NZ-FXE | 1497 | 4 | 53 kW (72 PS) | PRIUS Stufenheck (NHW11_) 1.5 | 05/00-01/04 | | | | | | | |
| Motor 1NZ-FXE | 1497 | 4 | 55 kW (75 PS) | YARIS (NLP13_, NSP13_, NCP13_, KSP13_) 1.5 Hybrid | 03/12- | | | | | | | |
| Motor 1NZ-FXE | 1497 | 4 | 57 kW 76 PS | PRIUS | | 75,000 | 1,20 1,20 2,00 | 910 NIT S 931 FE 947 EX NIT S |  | 121 096 0013 00 | 4 | STD |
| 1G-FE Gasoline | 1988 | 6 | | | | 75,000 | 1,20 1,20 3,00 | 910 CR S 931 FE 777 CR S |  | 121 096 0070 00 | 6 | STD |
| 2NZ-FE Gasoline | 1298 | 4 | | Vitz | | 75,000 | 1,20 1,20 2,00 | 910 NIT S 931 FE 777 NIT S |  | 121 096 0071 00 15 21 | 4 | STD 0,25 0,50 |
| Motor 2 NZ-FE2 | 1298 | 4 | | Yaris, Vitz, Funcargo | | 75,000 | 1,20 1,20 3,00 | 910 NIT S 931 CR 777 NIT S |  | 121 096 0138 00 | 4 | STD |
| 4K-E Gasoline | 1290 | 4 | | | | 75,000 | 1,50 1,50 4,00 | 910 CR S 911 FE 777 CR S |  | 121 096 0007 00 | 4 | STD |
| 1G Gasoline | 1988 | 6 | | Soarer Crown Mark II Chaset Cresta | | 75,000 | 1,50 1,50 4,00 | 910 CR 911 FE 777 CR S |  | 121 096 0008 00 15 21 | 6 | STD 0,25 0,50 |
| 1G-E Gasoline | 1988 | 6 | | verbleites Benzin Celica | | 75,000 | 1,50 1,50 4,00 | 910 4CR 911 FE 777 NIT S |  | 121 096 0009 00 15 21 | 6 | STD 0,25 0,50 |
| K, 3K, 4K Gasoline | 1077 | 4 | | Publica, Starlet, Sprinter, Corolla, Char- mant 1300 | | 75,000 | 2,00 2,00 4,00 | 911 CR 911 FE 777 CR S |  | 121 096 0006 00 15 21 | 4 | STD 0,25 0,50 |



TOYOTA

Globally reliable

| | ccm | | | | | | | | | | |
|---|------|---|------------------------------|---|------------------|--------|----------------------|---------------------------------------|--|-----------------------------|--------------------------|
| 2A Gasoline | 1295 | 4 | | Tercel 1300 | | 76,000 | 2,00 2,00 4,00 | 910 4CR 911 FE 777 CR S | | 121 096 0010 00 15 21 | 4 STD 0,25 0,50 |
| 2A Gasoline | 1295 | 4 | | Tercel 1300 | | 76,000 | 2,00 2,00 4,00 | 910 CR S 911 FE 777 CR S | | 121 096 0072 00 15 21 | 4 STD 0,25 0,50 |
| 3P 4P Gasoline | 1345 | 4 | | Hiace PH... Corona Van Toyocae | | 76,600 | 2,00 2,00 4,00 | 911 CR 911 FE 777 CR S | | 121 096 0012 00 15 21 | 4 STD 0,25 0,50 |
| 1A 3A Gasoline | 1452 | 4 | | Corona, Tercel, Corolla | | 77,500 | 1,50 1,50 2,80 | 910 CR 911 FE 777 CR S | | 121 096 0014 00 15 21 | 4 STD 0,25 0,50 |
| 5A Gasoline | 1498 | 4 | | Corolla | | 78,700 | 1,20 1,50 3,00 | 910 CR S 911 FE 777 CR S | | 121 096 0073 00 15 21 | 4 STD 0,25 0,50 |
| 5A Gasoline | 1498 | 4 | | Corolla | | 78,700 | 1,50 1,50 3,00 | 910 CR S 911 FE 777 CR S | | 121 096 0053 00 15 21 | 4 STD 0,25 0,50 |
| 1ZZ 1ZZ-FE Gasoline | 1794 | 4 | | Corolla Vista | | 79,000 | 1,20 1,20 3,00 | 910 CR S 931 FE 777 CR S | | 121 096 0074 00 15 21 | 4 STD 0,25 0,50 |
| T-U Gasoline | 1407 | 4 | | Corolla Starlet | | 80,000 | 1,50 2,00 4,00 | 910 4CR 911 FE 777 CR S | | 121 096 0020 00 15 21 | 4 STD 0,25 0,50 |
| Motor 1ZR-FE | 1598 | 4 | 91 kW (124 PS) | TOYOTA AURIS 1.6 VVTi | 03/07 - 09/12 | 80,500 | 1,00 1,00 | 910 IF NIT S 931 FE S | | 121 096 0143 00 | 4 STD |
| Motor 2ZR-FE | 1798 | 4 | 103 kW (140 PS) | TOYOTA COROLLA 1.8 VVTi, TOYOTA YARIS 1.8 VVTi | 01/07- | | 1,50 | 777 CR S | | | |
| 1S-U Gasoline | 1832 | 4 | | Carina Celica Mark II Chaser Cresta | | 80,500 | 1,50 1,50 4,00 | 910 CR S 911 FE 777 CR S | | 121 096 0023 00 15 21 | 4 STD 0,25 0,50 |
| 5K Gasoline | 1486 | 4 | | Corona-Van | | 80,500 | 1,50 1,50 4,00 | 910 NIT S 911 FE 777 NIT S | | 121 096 0024 00 15 21 | 4 STD 0,25 0,50 |
| Motor 7K-E | 1781 | 4 | 56 kW (76 PS) | Liteace Van, Townace Van, Townace, Liteace Truck | | 80,500 | 1,50 1,50 4,00 | 910 NIT S 931 CR 777 NIT S | | 121 096 0027 00 21 | 4 STD 0,50 |
| 7K Gasoline | 1486 | 4 | | Lite-Ace Truck | | 80,500 | 1,50 1,50 4,00 | 910 CR S 931 CR 777 NIT S | | 121 096 0075 00 15 21 | 4 STD 0,25 0,50 |
| 4A-G Gasoline | 1587 | 4 | | Corolla | | 81,000 | 1,20 1,50 3,00 | 910 NIT S 911 FE 777 NIT S | | 121 096 0056 00 15 21 | 4 STD 0,25 0,50 |
| 4AGE Gasoline | 1587 | 4 | | Corolla Sprinter | | 81,000 | 1,20 1,50 2,80 | 910 NIT S 931 ES CR 777 NIT S | | 121 096 0057 00 15 21 | 4 STD 0,25 0,50 |
| 4AGEU Gasoline | 1587 | 4 | | Sprinter-Trueno | | 81,000 | 1,50 1,50 2,80 | 910 CR S 931 FE 777 CR S | | 121 096 0025 00 15 21 | 4 STD 0,25 0,50 |
| 4A-L 4A-LC Gasoline | 1587 | 4 | | Corolla Sprinter Trueno | | 81,000 | 1,50 1,50 2,80 | 910 CR S 911 FE 777 CR S | | 121 096 0026 00 15 21 | 4 STD 0,25 0,50 |
| 4A-FE Gasoline | 1587 | 4 | | Corolla | | 81,000 | 1,50 1,50 3,00 | 910 CR S 911 FE 777 CR S | | 121 096 0055 00 15 21 | 4 STD 0,25 0,50 |
| 4A-GZE Gasoline | 1587 | 4 | | Corolla | | 81,000 | 1,50 1,50 2,80 | 910 NIT S 931 ES CR 777 CR S | | 121 096 0076 00 15 21 | 4 STD 0,25 0,50 |
| Motor 2ZZ-FE 2ZZ-GE For OE No. 13011-88601 | 1796 | 4 | 118 kW - 134 kW (160-182) | MATRIX 1.8 , COROLLA 1.8, CELICA 1.8 16V | 08/99-12/07 | 82,000 | 1,20 1,20 3,00 | 910 CR S 931 FE 777 CR S | | 121 096 0134 00 21 29 | 4 STD 0,50 1,00 |
| Dieselmotor 1CDA | 1995 | 4 | | Corolla, Avensis | | 82,200 | 2,00 1,50 3,00 | 910 CR S 911 P 947 EX NIT S | | 121 096 0045 00 21 | 4 STD 0,50 |
| Dieselmotor 1CD 1 CDA | 1998 | 4 | | Corolla | | 82,200 | 2,00 1,50 3,00 | 910 CR S 911 CR P 947 EX CR P | | 121 096 0139 00 | 4 STD |
| Dieselmotor 1CD 1CDA | 1998 | 4 | | Co rolla | | 82,200 | 2,00 1,50 3,00 | 910 CR S 911 FE 947 EX NIT S | | 121 096 0140 00 | 4 STD |
| 4S Gasoline | 1838 | 4 | | Caldina Camry Vista | | 82,500 | 1,50 1,50 4,00 | 910 CR S 911 FE 777 CR S | | 121 096 0058 00 21 | 4 STD 0,50 |
| Motor 4GR-E30 | 2499 | 6 | | Crown, Mark X, Lexus IS250 | | 83,000 | 1,20 1,20 2,00 | 910 NIT S 931 B CR 947 EX NIT S | | 121 096 0033 00 21 | 6 STD 0,50 |









|  | ccm |  |  |  |  |  |  |  |  |  |  |
|---|------|---|---|---|---|---|---|---|---|---|---|
| 5MGE 5MEU Gasoline | | 6 | | Crown Soaret 2800GT Celica XX | | 83,000 | 1,50 1,50 4,00 | 910 CR S 911 FE 777 CR S |  | 121 096 0029 00 15 21 | 6 STD 0,25 0,50 |
| 7MGE 7M-GTE Gasoline | 2954 | 6 | | Soaret | | 83,000 | 1,50 1,50 4,00 | 910 CR S 931 ES CR 777 NIT S |  | 121 096 0030 00 15 21 | 6 STD 0,25 0,50 |
| 1C 1CL Diesel | 1839 | 4 | | Corona, Carina, Corolla, Sprinter, Town- Ace | | 83,000 | 2,00 2,00 4,00 | 913 IFU NIT S 911 CR 947 EX CR |  | 121 096 0077 00 15 21 | 4 STD 0,25 0,50 |
| 1C (neu) Diesel | 1839 | 4 | | | | 83,000 | 2,00 2,00 3,00 | 913 NIT S 911 CR 947 EX NIT S |  | 121 096 0099 00 15 21 | 4 STD 0,25 0,50 |
| 1C 1CL Diesel | 1839 | 4 | | Corona, Carina, Corolla, Sprinter, Town- Ace | | 83,000 | 2,00 2,00 4,00 | 913 CR S 911 CR 947 EX NIT S |  | 121 096 0107 00 15 21 | 4 STD 0,25 0,50 |
| 21R 21RC Gasoline | 1972 | 4 | | verbleites Benzin | | 84,000 | 1,50 1,50 4,00 | 910 NIT S 911 CR 777 NIT S |  | 121 096 0032 00 15 21 | 4 STD 0,25 0,50 |
| 21R Gasoline | 1972 | 4 | | Celica Liftback Chaser Mark II | | 84,000 | 1,50 2,00 4,00 | 910 CR S 911 CR 777 NIT S |  | 121 096 0031 00 15 21 | 4 STD 0,25 0,50 |
| Dieselmotor 1WW | 1598 | 4 | 82 kW (112 PS) | VERSO 1.6 D4-D, AVENSIS 1.6 D4-D, AURIS 1.6 D4-D | 11/13- | 84,000 | 1,75 1,75 2,00 | 910 CKS 931 P 947 EX NIT S |  | 120 007 0049 00 21 | 1 STD 0,50 |
| Dieselmotor 2WW | 1995 | 4 | 105 kW (143 PS) | AVENSIS 2.0 D-4D, RAV 4 IV 2.0 D-4D | 04/15- | | | | | | |
| 3S-FE Gasoline | 1998 | 4 | | RAV4 | | 86,000 | 1,20 1,20 2,00 | 910 NIT S 931 FE 777 NIT S |  | 121 096 0118 00 15 21 | 4 STD 0,25 0,50 |
| 1TR-FE For OE No. 13011-75100 | 1998 | 4 | 98 kW - 102 kW (133-139 PS) | DYNA 2.0, HIACE 2.0, HILUX 2.0, REGIUSACE 2.0 | 07/03- | 86,000 | 1,20 1,20 2,00 | 910 NIT S 931 FE 947 EX NIT S |  | 121 096 0119 00 15 21 | 4 STD 0,25 0,50 |
| 1AZ Gasoline | 1998 | 4 | | | | 86,000 | 1,20 1,20 3,00 | 910 NIT PVD S 931 NIT S 777 TEF S |  | 121 096 0120 00 15 21 | 4 STD 0,25 0,50 |
| 3S-FE Gasoline | 1998 | 4 | | Camry, Vista, Corolla | | 86,000 | 1,20 1,20 3,00 | 910 CR S 931 FE 777 CR S |  | 121 096 0121 00 15 21 | 4 STD 0,25 0,50 |
| 3S-GTE 3S-GELC Gasoline | 1998 | 4 | | Celica 2000GT | | 86,000 | 1,20 1,50 4,00 | 910 NIT S 931 ES CR S 777 NIT S |  | 121 096 0066 00 15 21 | 4 STD 0,25 0,50 |
| Motor 3S-F 3S-FE | 1998 | 4 | | Ipusum, Vista, Camry, Corona | | 86,000 | 1,50 1,50 4,00 | 910 CR S 911 P 777 CR S |  | 121 096 0035 00 21 | 4 STD 0,50 |
| Motor 1JZ-GE | 2491 | 6 | | Chaser Tourers | | 86,000 | 1,50 1,50 4,00 | 910 CR S 911 P 777 NIT S |  | 121 096 0036 00 21 | 6 STD 0,50 |
| 2Y 3Y Gasoline | 1812 | 4 | | for L.P.G. engine | | 86,000 | 1,50 1,50 4,00 | 910 CR S 911 CR 777 CR S |  | 121 096 0039 00 15 21 | 4 STD 0,25 0,50 |
| 3S-FE Gasoline | 1998 | 4 | | bleifreies Benzin Vista Carina Camry, Corona | | 86,000 | 1,50 1,50 4,00 | 910 CR S 911 FE 777 CR S |  | 121 096 0040 00 15 21 | 4 STD 0,25 0,50 |
| 2JZ-GE Gasoline | 2997 | 6 | | Crown Aristo Supra | | 86,000 | 1,50 1,50 4,00 | 910 NIT S 931 CR 777 NIT S |  | 121 096 0059 00 15 21 | 6 STD 0,25 0,50 |
| 1RE 1RZ Gasoline | 1998 | 4 | | Hiace | | 86,000 | 1,75 1,50 4,00 | 910 NIT S 931 CR 777 NIT S |  | 121 096 0037 00 15 21 | 4 STD 0,25 0,50 |
| 2C Diesel | 1974 | 4 | | Toyo-Ace Wagon Daihatsu Delta | | 86,000 | 1,75 2,00 3,00 | 913 NIT S 911 CR 947 EX NIT S |  | 121 096 0104 00 15 21 | 4 STD 0,25 0,50 |
| Dieselmotor 1AD-FTV, For OE 13011-0R050 | 1998 | 4 | 91 kW (124 PS) | VERSO 2.0 D-4D, RAV 4 IV 2.0 D4-D, AURIS 2.0 D-4D, AVENSIS 2.0 D-4D | 04/09- | 86,000 | 2,00 1,50 3,00 | 910 CKS S FE 931 FE S 947 EX NIT S |  | 121 096 0141 00 | 4 STD |
| Dieselmotor 2AD-FHV, For OE 13011-0R050 | 2231 | 4 | 130 kW (177 PS) | AURIS 2.2 D, AVENSIS 2.2 D-4D, VERSO 2.2 D-4D, RAV 4 IV 2.2 D4-D | 04/09- | | | | | | |
| Dieselmotor 2AD-FTV, For OE 13011-0R050 | 2231 | 4 | 110 kW (150 PS) | AVENSIS 2.2 D-4D, RAV 4 III 2.2 D-4D | 12/12- | | | | | | |



TOYOTA

Globally reliable

| | ccm | | | | | | | | | | | |
|--|------|-----|---------------------------------|--|-------------|--------|--------------------------------------|---|--|-----------------------------|---|---------------------|
| Dieselmotor 1AD-FTV | 1998 | 4 | 91 kW (124 PS) | VERSO 2.0 D-4D, RAV 4 IV 2.0 D4-D, AURIS 2.0 D-4D, AVENSIS 2.0 D-4D | 03/06-03/09 | 86,000 | 2,00 1,50 2,00 | 910 CKS S FE 931 FE S 947 EX NIT S | | 121 096 0142 00 21 | 4 | STD 0,50 |
| Dieselmotor 2AD-FHV | 2231 | 4 | 130 kW (177 PS) | AURIS 2.2 D, AVENSIS 2.2 D-4D, VERSO 2.2 D-4D, RAV 4 IV 2.2 D4-D | 07/05-03/09 | | | | | | | |
| Dieselmotor 2AD-FTV | 2231 | 4 | 110 kW (150 PS) | AVENSIS 2.2 D-4D, RAV 4 III 2.2 D-4D | 10/05-11/12 | | | | | | | |
| 2C Diesel | 1974 | 4 | | Toyo-Ace Wagon Daihatsu Delta | | 86,000 | 2,00 2,00 4,00 | 913 CR S 911 CR 947 EX CR | | 121 096 0078 00 15 21 | 4 | STD 0,25 0,50 |
| 2C Diesel | 1974 | 4 | | Toyo-Ace Wagon Daihatsu Delta | | 86,000 | 2,00 2,00 3,00 | 913 NIT S 911 CR 947 EX NIT S | | 121 096 0105 00 15 21 | 4 | STD 0,25 0,50 |
| 5S-FE Gasoline | 2163 | 4 | | Camry Scepter Harrier | | 87,000 | 1,20 1,20 3,00 | 910 CR S 931 FE 777 NIT S | | 121 096 0122 00 15 21 | 4 | STD 0,25 0,50 |
| 5S-FNE Gasoline | 2163 | 4 | | | | 87,000 | 1,20 1,20 3,00 | 910 CR S 931 FE 777 NIT S | | 121 096 0123 00 15 21 | 4 | STD 0,25 0,50 |
| 5S-FE Gasoline | 2200 | 4 | | Camry Scepter Harrier | | 87,000 | 1,50 1,50 4,00 | 910 CR S 911 CR 777 NIT S | | 121 096 0061 00 15 21 | 4 | STD 0,25 0,50 |
| 5S-FE Gasoline | 2163 | 4 | | Camry | | 87,000 | 1,50 1,50 3,00 | 910 CR S 911 CR 777 CR S | | 121 096 0124 00 15 21 | 4 | STD 0,25 0,50 |
| 1MZ Gasoline | 2994 | 6 | | Camry Lexus ES 300 | | 87,500 | 1,20 1,20 3,00 | 910 NIT S 911 FE 777 NIT S | | 121 096 0125 00 15 21 | 6 | STD 0,25 0,50 |
| 3VZ-FE Gasoline | 2958 | V-6 | | Camry | | 87,500 | 1,50 1,50 3,00 | 910 NIT S 911 FE 777 CR S | | 121 096 0126 00 15 21 | 6 | STD 0,25 0,50 |
| 3VZ-F 3VZ-FE Gasoline | 2958 | V-6 | | Camry | | 87,500 | 1,50 1,50 4,00 | 910 NIT S 931 ES FE 777 CR S | | 121 096 0127 00 15 21 | 6 | STD 0,25 0,50 |
| 2J Diesel | 2481 | 4 | | Dyna Dyna Bus | | 88,000 | 2,50 2,50 2,50 4,00 4,00 | 913 IFU TEF 911 CR 931 FE 947 CR 947 FE | | 121 096 0079 00 15 21 | 4 | STD 0,25 0,50 |
| 2J Diesel | 2481 | 4 | | Dyna Coaster Fork Lift | | 88,000 | 2,54 2,50 2,50 4,00 | 913 IFU CR 911 CR 931 FE 947 EX CR | | 121 096 0080 00 15 21 | 4 | STD 0,25 0,50 |
| 2J Diesel | 2481 | 4 | | Dyna Toyo-Ace | | 88,000 | 2,54 2,50 4,00 | 913 IFU 4CR 911 CR 947 EX CR | | 121 096 0081 00 15 21 | 4 | STD 0,25 0,50 |
| H Diesel | 3576 | 6 | | HU15-H | | 88,000 | 2,54 2,50 2,50 4,00 | 913 IFU CR 911 CR 931 FE 947 EX CR | | 121 096 0082 00 15 21 | 6 | STD 0,25 0,50 |
| H Diesel | 3576 | 6 | | Land Cruiser Dyna | | 88,000 | 2,54 2,50 4,00 | 913 IFU 4CR 911 CR 947 EX CR | | 121 096 0083 00 15 21 | 6 | STD 0,25 0,50 |
| 2J Diesel | 2481 | 4 | | | | 88,000 | 2,54 2,50 2,50 4,00 | 913 IFU CR 911 CR 931 FE 947 EX NIT S | | 121 096 0108 00 15 21 | 4 | STD 0,25 0,50 |
| Motor 2AZ-FE 2AZ-FSE | 2362 | 4 | | RAV4, Mark X, Vellfire | | 88,500 | 1,00 1,00 2,00 | 910 NIT S 911 P 947 EX NIT S | | 121 096 0038 00 21 | 4 | STD 0,50 |
| 2AZ-FE For OE No. 13011-28101, 13011-28102 | 2362 | 4 | 112 kW - 123 kW (152-167 PS) | RAV 4 III 2.4 VVTi, PRONARD 2.4, PREVIA III 2.4, HIGHLANDER 2.4, CAMRY 2.4, ALPHARD / VELLFIRE 2.4 | 02/00- | 88,500 | 1,20 1,20 2,00 | 910 CR S 931 FE 777 NIT S | | 121 096 0128 00 15 21 | 4 | STD 0,25 0,50 |
| 2AZ-FE For OE No. 13011-28100 For OE No. 13011-28141 For OE No. 13011-28180 | 2362 | 4 | 112 kW - 123 kW (152-167 PS) | RAV 4 III 2.4 VVTi, PRONARD 2.4, PREVIA III 2.4, HIGHLANDER 2.4, CAMRY 2.4, ALPHARD / VELLFIRE 2.4 | 02/00- | 88,500 | 1,20 1,20 2,00 | 910 CR S 931 FE 947 EX NIT S | | 121 096 0129 00 15 21 | 4 | STD 0,25 0,50 |
| Motor 1AR-FE | 2671 | 4 | 136 kW (185 PS) | Lexus RX270 | | 90,000 | 1,00 1,00 2,00 | 910 IF NIT S 931 FE S 947 EX NIT S | | 121 096 0041 00 21 | 4 | STD 0,50 |















|  | ccm |  |  |  |  |  |  |  |  |  |  | |
|---|------|---|---|--|---|--|---|---|---|---|---|---------------------|
| L (neu) Diesel | 2188 | 4 | | Crown Corona Mark II Toyo-Ace Hiace (Expo) Blizzard (Jeep) Hilux (Expo) | | 90,000 | 2,00 2,00 4,00 | 913 CR S 911 CR 947 EX CR |  | 121 096 0085 00 | 4 | STD 0,25 0,50 |
| L Diesel | 2188 | 4 | | Crown Chaser Hilux (Track) Hiace Blizzard (Jeep) | | 90,000 | 2,50 2,00 4,00 | 910 CR 911 CR 947 EX CR |  | 121 096 0084 00 | 4 | STD 0,25 0,50 |
| 4Y Gasoline | 2208 | 4 | | bleifreies Benzin | | 91,000 | 1,50 1,50 4,00 | 910 IF CR S 931 CR 777 CR S |  | 121 096 0047 00 | 4 | STD 0,25 0,50 |
| 12H-T Diesel | 3980 | 6 | | Bus Coaster (Export) Dyna Cruiser | | 91,000 | 2,50 2,50 4,00 | 913 IFU NIT S 911 CR 947 EX CR |  | 121 096 0088 00 | 6 | STD 0,25 0,50 |
| 2H Diesel | 3980 | 6 | | Land Cruiser Bus Coaster | | 91,000 | 2,54 2,50 4,00 | 913 IFU CR 911 CR 947 EX CR |  | 121 096 0086 00 | 6 | STD 0,25 0,50 |
| 2H Diesel | 3980 | 6 | | Fork Lift Coaster | | 91,000 | 2,54 2,50 2,00 4,00 | 913 IFU CR 911 CR 931 CR 947 EX CR |  | 121 096 0087 00 | 6 | STD 0,25 0,50 |
| Motor 3MZ-FE | 3311 | 6 | 155 kW (2111 PS) | Kluger Hybrid | | 92,000 | 1,20 1,20 3,00 | 910 CR S 931 FE 777 NIT S |  | 121 096 0042 00 | 6 | STD 0,50 |
| 22R 22R-E Gasoline | 2366 | 4 | | | | 92,000 | 1,50 1,50 4,00 | 910 CR S 911 CR 777 NIT S |  | 121 096 0048 00 | 4 | STD 0,25 0,50 |
| Dieselmotor 2KD-VNT | 2494 | 4 | | Hi Ace | | 92,000 | 2,00 1,50 3,00 | 913 NIT S 911 FE S 947 EX NIT S |  | 121 096 0046 00 | 4 | STD 0,50 |
| 2KD-FTV For OE No. 13011-30030 | 2494 | 4 | 65 kW - 106 kW (88-144 PS) | DYNA 2.5 D4d, HIACE III 2.5 D-4D 4WD, HILUX 2.5 D-4D, FORTUNER 2.5 D-4D 4WD | 08/01- | 92,000 | 2,00 1,50 3,00 | 910 IF NIT S 911 NIT S 947 EX NIT S |  | 121 096 0109 00 | 4 | STD 0,25 0,50 |
| 2L-T 2L-TE Diesel | 2446 | 4 | | Crown Chaser Corona Mark II | | 92,000 | 2,00 2,00 4,00 | 913 NIT S 911 CR P 947 EX NIT S |  | 121 096 0089 00 | 4 | STD |
| Motor 5VZ-FE For OE No. 13011-62100 | 3378 | 6 | 131 kW (178 PS) | LAND CRUISER 90 3.4 i 24V, 4 RUNNER 3.4, HILUX SURF 3.4 | 04/96- | 93,500 | 1,50 1,50 4,00 | 910 NIT S 911 FE 777 NIT S |  | 121 096 0131 00 | 6 | STD 0,25 0,50 |
| Motor 1GR-FE For OE No. 13011-31100 | 3956 | 6 | 170 kW - 207 kW (231-282 PS) | TUNDRA Pick-up 4.0, LAND CRUISER PRADO 4.0, FORTUNER 4.0, 4 RUNNER 4.0, HILUX 4.0 | 08/02- | 94,000 | 1,20 1,20 2,00 | 910 CR S 931 FE 777 NIT S |  | 121 096 0016 00 | 6 | STD |
| Motor 1UR-FSE 1UR-FFV | 4608 | 8 | | Land Cruiser, Lexus GS460, Crown Majesta | | 94,000 | 1,20 1,20 2,00 | 910 IF NIT S 931 FE S 947 EX NIT S |  | 121 096 0043 00 | 8 | STD 0,50 |
| Motor 2GR-FSE | | 6 | | | | 94,000 | 1,20 1,20 2,00 | 910 IF NIT S 931 FE S 947 EX NIT S |  | 121 096 0135 00 | 6 | STD 0,50 1,00 |
| 3F Gasoline | 3995 | 6 | | Land Cruiser | | 94,000 | 1,50 1,50 4,00 | 910 CR S 911 CR 777 NIT S |  | 121 096 0050 00 | 6 | STD 0,25 0,50 |
| Motor 2UZ-FE For OE No. 13011-50140 | 4663 | 8 | 170 kW - 212 kW (233-288 PS) | LAND CRUISER 4.7 , 4 RUNNER 4.7, TUNDRA 4.7, SEQUOIA 4.7 | 01/98- | 94,000 | 1,50 1,50 4,00 | 910 NIT S 911 FE 777 NIT S |  | 121 096 0136 00 | 8 | STD 0,50 1,00 |
| Dieselmotor 1 PZ | 3469 | 5 | 85 kW 113 PS | Land Cruiser, Coaster | | 94,000 | 2,00 1,50 4,00 | 913 NIT S 911 FE 947 EX NIT S |  | 121 096 0098 00 | 5 | STD |
| Dieselmotor 1HD-FTE | 4200 | | | Land Cruiser | | 94,000 | 2,00 1,50 4,00 | 910 NIT S 931 B CR 947 EX NIT S |  | 121 096 0117 00 | 6 | STD |
| 3F (neu) Gasoline | 3995 | 6 | | Land Cruiser | | 94,000 | 2,00 2,00 4,00 | 910 CR S 911 CR 777 NIT S |  | 121 096 0064 00 | 6 | STD 0,25 0,50 |
| 1HZ Diesel | 4163 | 6 | | Land Cruiser | | 94,000 | 2,00 2,00 4,00 | 913 NIT S 911 CR 947 EX NIT S |  | 121 096 0100 00 | 6 | STD 0,25 0,50 |
| Motor 2TR-FFV | 2693 | 4 | | Hiace Wagon, Land Cruiser, Prado | | 95,000 | 1,20 1,20 2,00 | 910 IF NIT S 931 CR S 947 EX NIT S |  | 121 096 0044 00 | 4 | STD 0,50 |
| Motor 2TR-FE For OE No. 13011-75130, 13011-75110 | 2694 | 4 | 106 kW - 122 kW (144-166 PS) | Hilux Surf Hiace Land Cruiser Prado | | 95,000 | 1,20 1,20 2,00 | 910 NIT S 931 CR 947 EX NIT S |  | 121 096 0137 00 | 4 | STD 0,50 1,00 |



TOYOTA

Globally reliable

| | ccm | | | | | | | | | | |
|------------------------------------|------|---|------------------------------|--|---------------|---------|--------------------------------------|--|--|-----------------------------|--------------------------|
| 3RZ-FE Gasoline | 2600 | 4 | | Hilux Granvia | | 95,000 | 1,50 1,50 4,00 | 910 NIT S 931 CR S 777 NIT S | | 121 096 0065 00 15 21 | 4 STD 0,25 0,50 |
| 2TZ Diesel | 2438 | 4 | | Estima | | 95,000 | 1,75 1,50 4,00 | 910 CR S 911 CR 777 NIT S | | 121 096 0051 00 15 21 | 4 STD 0,25 0,50 |
| 11B B (neu) Diesel | 2977 | 4 | | Dyna Toyo-Ace | | 95,000 | 2,50 2,00 4,00 | 913 NIT S 911 CR 947 EX NIT S | | 121 096 0101 00 | 4 STD |
| B (alt) Diesel | 2977 | 4 | | Dyna Coaster | | 95,000 | 2,50 2,50 2,50 4,50 | 910 4CR 911 CR 931 FE 947 CR | | 121 096 0090 00 | 4 STD |
| B Diesel | 2977 | 4 | | Dyna Hino Ranger | | 95,000 | 2,50 2,50 2,50 4,50 | 913 IFU CR 911 CR 931 FE 947 EX CR | | 121 096 0091 00 | 4 STD |
| 11B B (neu) Diesel | 2977 | 4 | | Dyna Coaster | | 95,000 | 2,50 2,50 4,50 | 910 CR S 911 CR 947 EX CR | | 121 096 0110 00 | 4 STD |
| B (neu) Diesel | 2977 | 4 | | Dyna Daihatsu Delta Hino Ranger | | 95,000 | 2,54 2,50 4,50 | 913 IFU 4CR 911 CR 947 EX CR | | 121 096 0092 00 | 4 STD |
| 1KD-FTV For OE-No. 13011-30020 | 2982 | 4 | 75 kW - 150 kW (102-204 PS) | HILUX 3.0 D, LAND CRUISER 3.0 D-4D | 02/00- | 96,000 | 2,00 1,50 3,00 | 913 CR S 911 NIT S 947 EX NIT S | | 121 096 0111 00 15 | 4 STD 0,25 |
| 3L Diesel | 2779 | 4 | | Toyo-Ace Hilux Hiace Van Wagon | | 96,000 | 2,00 2,00 4,00 | 913 NIT S 911 CR 947 EX NIT S | | 121 096 0093 00 | 4 STD |
| 1KZ Diesel | 2982 | 4 | | Land Cruiser Hilux Surf Hiace Wagon | | 96,000 | 2,00 2,00 3,00 | 913 NIT S 931 CR S 947 EX NIT S | | 121 096 0102 00 | 4 STD |
| 1Z Diesel | 2977 | 4 | | Dyna | | 96,000 | 2,00 2,00 4,00 | 910 NIT S 911 CR 947 EX CR | | 121 096 0106 00 | 4 STD |
| 2Z Diesel | | 4 | | | | 98,000 | 2,00 2,00 4,00 | 910 NIT S 911 CR 947 EX NIT S | | 121 096 0112 00 | 4 STD |
| 2B Diesel | 3168 | 4 | | Dyna Coaster Land Cruiser | | 98,000 | 2,54 2,50 4,50 | 913 IFU 4CR 911 CR 947 EX CR | | 121 096 0094 00 | 4 STD |
| 5L, 5L-E For OE No. 13011-54130 | 2966 | 4 | 65 kW - 86 kW (88-117 PS) | DYNA 3.0 D, HIACE 3.0 D, HILUX 3.0 D, QUICK DELIVERY 3.0 D T.U.V. 3.0 D, LAND CRUISER PRADO 3.0 D | 08/97- | 99,500 | 2,00 1,50 4,00 | 913 NIT S 931 NIT S 947 EX NIT S | | 121 096 0113 00 15 | 4 STD 0,25 |
| 1FZ-FE For OE No. 13011-66021 | 4477 | 6 | 151 kW - 215 kW (205-292 PS) | LAND CRUISER 4.5 l | 11/92- | 100,000 | 1,75 2,00 4,00 | 910 IF NIT S 931 CR 777 NIT S | | 121 096 0132 00 | 6 STD |
| 1FZ-FE For OE No. 13011-66020 | 4477 | 6 | 151 kW - 215 kW (205-292 PS) | LAND CRUISER 80 4.5 24V, LAND CRUISER 70 4.5 24V, | 01/90-12/2006 | 100,000 | 2,00 2,00 4,00 | 910 NIT S 931 CR 777 NIT S | | 121 096 0133 00 | 6 STD |
| 14B Diesel | | 4 | | | | 102,000 | 2,50 2,00 4,00 | 913 NIT S 911 CR 947 EX NIT S | | 121 096 0103 00 | 4 STD |
| Dieselmotor 13B-T | 3431 | 4 | 91 kW (124 PS) | LAND CRUISER (PZJ7_, KZJ7_, HZJ7_, BJ7_, LJ7_, RJ7_) 3.4 TD (BJ71_V) | 10/85-08/86 | 102,000 | 2,50 2,50 4,50 | 913 CR P 911 CR P 947 EX CR | | 121 096 0049 00 21 | 4 STD 0,50 |
| 13B Diesel | 3431 | 4 | | Dyna Coaster | | 102,000 | 2,50 2,50 4,50 | 910 CR S 911 CR 947 EX CR | | 121 096 0114 00 | 4 STD |
| 3B Diesel | 3431 | 4 | | Dyna Coaster Daihatsu Delta Hino Ranger | | 102,000 | 2,54 2,50 4,50 | 913 IFU 4CR 911 CR 947 EX CR | | 121 096 0095 00 | 4 STD |
| Dieselmotor 1W | 4000 | 4 | | Dyna, ToyoAce | | 104,000 | 2,50 2,00 5,00 | 910 4CR 911 IW P 947 EX CR | | 121 096 0054 00 21 | 4 STD 0,50 |
| 2D Diesel | 6494 | 6 | | Truck Bus | | 105,000 | 3,00 3,00 3,00 5,00 5,00 | 910 4CR 911 CR 931 B FE 947 EX CR 947 FE | | 121 096 0096 00 | 6 STD |














|  | ccm |  |  |  |  |  |  |  |  |  |  | |
|---|------|---|---|---|---|--|---|---|---|---|---|-----|
| 2D Diesel | 6494 | 6 | | Truck Bus | | 105,000 | 3,00 3,00 3,00 5,00 | 910 4CR 911 CR 931 B FE 947 EX CR |  | 121 096 0097 00 | 6 | STD |
| 15B Diesel | 4104 | 4 | | | | 108,000 | 3,00 2,00 4,00 | 913 NIT S 931 B CR 947 EX NIT S |  | 121 096 0115 00 | 4 | STD |
| 15B Diesel | 4104 | 4 | | | | 108,000 | 3,00 2,00 4,00 | 910 NIT S 931 B FE 947 EX NIT S |  | 121 096 0116 00 | 4 | STD |


























UAZ



























Globally reliable

| | ccm | | | | | | | | | | | |
|------------------------------------|------|---|-------------|--------------------------------------|--|---------|----------------------|-----------------------------------|--|-----------------------------|-------------------|-----|
| Motor ZMZ 511.10 ZMZ 5234.10 | 4250 | 8 | 125 -130 PS | UAZ TIGR | | 92,000 | 2,00 2,00 5,00 | 910 IF CR S 911 FE 777 CR S | | 120 565 0001 00 21 29 | 1 0,50 1,00 | STD |
| Motor ZMZ 409.16 ZMZ 4218.10 | 2695 | 4 | 94 / 128 | UAZ TIGR Station UAZ TIGR Softtop | | 100,000 | 2,00 2,00 5,00 | 910 CR S 911 FE 777 CR S | | 120 566 0001 00 21 29 | 1 0,50 1,00 | STD |

|  | ccm |  |  |  |  |  |  |  |  |  |  | |
|---|------|---|---|---|---|--|---|---|---|---|---|-----|
| Dieselmotor Z8701.1 | 6800 | 6 | | 1222, 1224 | | 110,000 | 3,00 3,00 3,00 6,00 | 910 CR 911 FE 930 FE 947 EX CR P |  | 120 562 0001 00 | 1 | STD |
| Dieselmotor Z 8401.1 | 4600 | 4 | | 1012, 1014, 1614, 912, 914 | | 110,000 | 3,00 3,00 6,00 | 914 CR 911 FE 947 EX CR P |  | 120 562 0002 00 | 1 | STD |
| Dieselmotor Z8002.1 Turbo | 4600 | 4 | | | | | | | | | | |
| Dieselmotor Z8602.1 Turbo | 6800 | 6 | | | | | | | | | | |

|  | ccm |  |  |  |  |  |  |  |  |  |  | |
|---|------|---|---|---|---|--|---|---|---|---|---|-------------|
| Dieselmotor 45 CV | 2340 | 3 | 28/33/ 37,5 kW (38/45/ 51 PS) | U 445/A/B | | 95,000 | 2,50 2,50 5,50 | 910 IF CR 911 IF P 947 EX CR |  | 120 121 0026 00 | 1 | STD |
| Dieselmotor D 110 | 4760 | 4 | 48 kW (65 PS) | U 50, U 500, U 650 M, U 651 M | | 108,000 | 3,00 3,00 3,00 6,00 6,00 | 910 CR 911 FE 911 FE 946 EX FE 946 FE |  | 120 056 0002 00 29 | 1 | STD 1,00 |

|  | ccm |  |  |  |  |  |  |  |  |  |  | |
|---|------|---|---|---|---|--|---|---|---|---|---|-----|
| Dieselmotor HR 488 HT/2 | 1994 | 4 | 60 kW (81,5 PS) | Alfa Romeo | | 88,000 | 2,50 2,00 4,00 | 914 CR 931 FE 947 EX CR |  | 120 052 0001 00 | 1 | STD |
| Dieselmotor HR 588 HT/2 | 2492 | 5 | 75 kW (102 PS) | Alfa Romeo | 79- | | | |  | | | |
| Dieselmotor VM 80 A | 1994 | 4 | 70 kW (95 PS) | Alfa Romeo | 85- | | | |  | | | |
| Dieselmotor HRA 192 | | 1 | | | | 92,000 | 2,00 2,00 4,00 | 910 IF CR S 931 FE 947 EX CR |  | 120 052 0006 00 | 1 | STD |
| Dieselmotor HRA 292 | | 2 | | | | | | |  | | | |
| Dieselmotor HRA 392 | | 3 | | | | | | |  | | | |
| Dieselmotor HRA 492 | | 4 | | | | | | |  | | | |
| Dieselmotor RG | 2499 | 4 | 104 / 141 | Voyager III 2.5 CRD TD | | 92,000 | 2,50 1,50 2,00 | 914 CR 931 P 947 EX NIT S |  | 120 052 0012 00 | 1 | STD |
| Dieselmotor VM 425 CE | 2499 | 4 | 85 kW (115 PS) | Chrysler | | | | |  | | | |
| Dieselmotor VM 531 CE | 3124 | 5 | 110 kW (150 PS) | Voyager | | | | |  | | | |
| Dieselmotor HR 492 HI | 2392 | 4 | 81 kW (110 PS) | Alfa Romeo | 84-87 | 92,000 | 2,50 2,00 4,00 | 914 CR 931 FE 947 EX CR |  | 120 052 0002 00 | 1 | STD |
| Dieselmotor HR 492 HT | 2393 | 4 | 67/70 kW (91/95 PS) | Alfa Romeo | 82-85 | | | |  | | | |
| Dieselmotor HR 692 H/HT/ H 9/HT 9 | 3589 | 6 | 121 kW (164,5 PS) | Marinemotor | 83- | | | |  | | | |
| Dieselmotor HR 92.4 S-H | 2500 | 4 | 84/86 kW (114/117 PS) | Alfa Romeo | 88- | | | |  | | | |
| Dieselmotor ENS (RA428) for piston OE-No. K68090425AA | 2778 | 4 | 120 kW - 147 kW (163 - 200 PS) | VOYAGER (RT) 2.8 CRD, WRANGLER III (JK) 2.8 CRD, CHEROKEE (KK) 2.8 CRDi 4x4, | 01/10- | 94,000 | 2,00 1,50 2,00 | 910 NIT S PVD 931 NIT S 947 EX NIT PVD |  | 120 052 0013 00 | 1 | STD |
| Dieselmotor HR94 | 1388 | 2 | | Industriemotor | | 94,000 | 3,00 2,00 4,00 | 914 CR 930 FE 947 EX CR |  | 120 052 0003 00 | 1 | STD |
| Dieselmotor HR94 | 2082 | 3 | | Industriemotor | | | | |  | | | |
| Dieselmotor HR94 | 2776 | 4 | | Industriemotor | | | | |  | | | |
| Dieselmotor HR94 | 4164 | 6 | 23-100 kW (31,5- 136 PS) | Industriemotor | | | | |  | | | |
| Dieselmotor 10 DA/SL | | 1 | | | | 95,000 | 2,50 2,50 2,50 5,00 | 910 IF CR 911 IF P 911 IF P 947 EX P |  | 120 052 0007 00 | 1 | STD |
| Dieselmotor 195 SV | | 1 | | | | | | |  | | | |
| Dieselmotor 22 DA/SL | | 2 | | | | | | |  | | | |
| Dieselmotor 295 SV | | 2 | | | | | | |  | | | |
| Dieselmotor 35 DA/SL | | 3 | | | | | | |  | | | |
| Dieselmotor 395 SV | | 3 | | | | | | |  | | | |
| Dieselmotor 50 DA/SL | | 4 | | | | | | |  | | | |
| Dieselmotor 951 SU | | 1 | | | | | | |  | | | |
| Dieselmotor 952 SU | | 2 | | | | | | |  | | | |
| Dieselmotor 954 SU | | 4 | | | | | | |  | | | |
| Dieselmotor 956 SU | | 5 | | | | | | |  | | | |
| Dieselmotor 198 SV | | 1 | | | | 98,000 | 2,50 2,50 2,50 5,00 | 910 IF CR 911 IW FE 930 FE 947 EX |  | 120 052 0008 00 | 1 | STD |
| Dieselmotor 298 SV | | 2 | | | | | | |  | | | |
| Dieselmotor 398 SV | | 3 | | | | | | |  | | | |
| Dieselmotor 101 SU | | 1 | | | | 100,000 | 2,50 2,50 2,50 5,00 | 914 CR S 911 FE 930 P 947 EX FE |  | 120 052 0009 00 | 1 | STD |
| Dieselmotor 102 SU/MH 11 | | 2 | | | | | | |  | | | |
| Dieselmotor 103 SU/MH 11 | | 3 | | | | | | |  | | | |
| Dieselmotor 104 SU/MH 11 | | 4 | | | | | | |  | | | |
| Dieselmotor 106 SU/MH 11 | | 6 | | | | | | |  | | | |

|  | ccm |  |  |  |  |  |  |  |  |  |  | |
|---|------|---|---|---|---|--|---|---|---|---|---|------|
| Dieselmotor 1051 SU/SUN | 996 | 1 | | | | 105,000 | 3,00 | 914 CR |  | 120 052 0004 00 | 1 | STD |
| Dieselmotor 1052 SU/SUN | 1992 | 2 | | | | | 2,50 | 911 FE |  | 23 | | 0,60 |
| Dieselmotor 1053 SU/SUN | 2987 | 3 | | | | | 2,50 | 930 FE |  | 29 | | 1,00 |
| Dieselmotor 1054 SU/SUN | 3984 | 4 | | | | | 5,00 | 947 EX CR |  | | | |
| Dieselmotor 1056 SU/SUN | 5976 | 6 | | | | | | | | | | |
| Dieselmotor SUN.M | 1992 | 2 | | | | 105,000 | 3,00 | 916 CR |  | 120 052 0005 00 | 1 | STD |
| Dieselmotor SUN.M | 2987 | 3 | | | | | 2,50 | 911 FE |  | | | |
| Dieselmotor SUN.M | 3984 | 4 | | | | | 4,00 | 947 EX CR |  | | | |
| Dieselmotor SUN.M | 5976 | 6 | | | | | | | | | | |
| Dieselmotor 1152 DAN | | 2 | | | | 115,000 | 3,00 | 914 CR |  | 120 052 0010 00 | 1 | STD |
| Dieselmotor 1153 DAN | | 3 | | | | | 3,00 | 911 IF FE |  | | | |
| Dieselmotor 1154 DAN | | 4 | | | | | 3,00 | 930 FE |  | | | |
| Dieselmotor 1156 DAN | | 6 | | | | | 6,00 | 947 EX P |  | | | |
| Dieselmotor L-130 | | 6 | | | | 130,000 | 4,00 | 914 CR |  | 120 052 0011 00 | 1 | STD |
| Dieselmotor L-130 | | V12 | | | | | 3,00 | 911 IF P |  | | | |
| Dieselmotor L-130 | | | | | | | 3,00 | 911 IF P |  | | | |
| Dieselmotor L-130 | | | | | | | 6,00 | 947 EX CR P |  | | | |















| | ccm | | | | | | | | | | |
|-------------------------------------|------|---|------------------------|---|-------------|--------|----------------------|------------------------------------|--|-----------------------------|--------------------------|
| Motor AER, ALD, ALL, ANV, AUC | 999 | 4 | 37 kW (50 PS) | Lupo 1.0, Polo 50 | 9/96- | 67,100 | 1,00 1,20 2,00 | 910 CR S 931 P 777 CR S | | 120 050 0065 00 21 | 1 STD 0,50 |
| Motor FJ, GG, HB, HD | 1093 | 4 | 37/38 kW (50/52 PS) | Golf, Jetta, Scirocco, Derby, Polo | 74 - 84 | 69,500 | 1,75 2,00 4,00 | 910 IF CR 931 FE 946 EX P | | 120 050 0031 00 21 | 1 STD 0,50 |
| Motor HA | 895 | 4 | 29,5 kW 40 PS | | 75 - 81 | | | | | | |
| Motor HC | 1093 | 4 | 44 kW (60 PS) | Polo | 04/75-07/77 | 69,500 | 1,75 2,50 4,00 | 910 IF CR 930 FE 946 EX P | | 120 050 0013 00 21 29 | 1 STD 0,50 1,00 |
| Motor CBZA till 14.05.2012 | 1197 | 4 | 63 kW (86 PS) | Caddy III 1.2 TSI | 09/10- | 71,000 | 1,00 1,20 2,00 | 910 NIT S 911 P 777 NIT S | | 120 050 0010 00 21 | 1 STD 0,50 |
| Motor CBZA till 14.05.2012 | 1197 | 4 | 63 kW (86 PS) | Golf IV 1.2 TSI | 05/10- | | | | | | |
| Motor CBZA till 14.05.2012 | 1197 | 4 | 63 kW (86 PS) | Golf Plus 1.2 TSI | 05/10- | | | | | | |
| Motor CBZB | 1197 | 4 | 77 kW (105 PS) | Beetle 1.2 TSI | 07/11- | | | | | | |
| Motor CBZB | 1197 | 4 | 77 kW (105 PS) | Jetta 1.2 TSI | 02/11- | | | | | | |
| Motor CBZB | 1197 | 4 | 77 kW (105 PS) | Polo 1.2 TSI | 11/09- | | | | | | |
| Motor CBZB till 14.05.2012 | 1197 | 4 | 77 kW (105 PS) | Caddy III 1.2 TSI | 09/10- | | | | | | |
| Motor CBZB till 14.05.2012 | 1197 | 4 | 77 kW (105 PS) | Golf IV 1.2 TSI | 05/09- | | | | | | |
| Motor CBZB till 14.05.2012 | 1197 | 4 | 77 kW (105 PS) | Golf IV Cabrio | 03/11- | | | | | | |
| Motor CBZB till 14.05.2012 | 1197 | 4 | 77 kW (105 PS) | Golf Plus 1.2 TSI | 11/09- | | | | | | |
| Motor CBZB till 14.05.2012 | 1197 | 4 | 77 kW (105 PS) | Touran 1.2 TSI | 05/10- | | | | | | |
| Motor CBZC | 1197 | 4 | 66 kW (90 PS) | Polo 1.2 TSI | 05/11- | | | | | | |
| Motor CBZA from 14.05.2012 | 1197 | 4 | 63 kW (86 PS) | Caddy III 1.2 TSI | 09/10- | 71,000 | 1,20 1,20 2,00 | 910 NIT S 911 CR P 777 NIT S | | 120 050 0011 00 21 | 1 STD 0,50 |
| Motor CBZA from 14.05.2012 | 1197 | 4 | 63 kW (86 PS) | Golf IV 1.2 TSI | 05/10- | | | | | | |
| Motor CBZA from 14.05.2012 | 1197 | 4 | 63 kW (86 PS) | Golf Plus 1.2 TSI | 05/10- | | | | | | |
| Motor CBZB from 14.05.2012 | 1197 | 4 | 77 kW (105 PS) | Caddy III 1.2 TSI | 09/10- | | | | | | |
| Motor CBZB from 14.05.2012 | 1197 | 4 | 77 kW (105 PS) | Golf IV 1.2 TSI | 05/09- | | | | | | |
| Motor CBZB from 14.05.2012 | 1197 | 4 | 77 kW (105 PS) | Golf IV Cabrio | 03/11- | | | | | | |
| Motor CBZB from 14.05.2012 | 1197 | 4 | 77 kW (105 PS) | Golf Plus 1.2 TSI | 11/09- | | | | | | |
| Motor CBZB from 14.05.2012 | 1197 | 4 | 77 kW (105 PS) | Touran 1.2 TSI | 05/10- | | | | | | |
| Motor CJZA | 1197 | 4 | 77 kW (105 PS) | GOLF VI Cabriolet (517) 1.2 TSI 16V | 11/13- | 71,000 | 1,20 1,20 2,00 | 910 NIT S 931 P 947 EX NIT S | | 120 050 0080 00 15 21 | 1 STD 0,25 0,50 |
| Motor CJZA | 1197 | 4 | 77 kW (105 PS) | GOLF VII (5G1) 1.2 TSI | 11/12- | | | | | | |
| Motor CJZA | 1197 | 4 | 77 kW (105 PS) | GOLF VII Kombi (BA5) 1.2 TSI | 05/13- | | | | | | |
| Motor CJZB, CYVA | 1197 | 4 | 63 kW (86 PS) | GOLF VII (5G1) 1.2 TSI | 08/12- | | | | | | |
| Motor CJZB, CYVA | 1197 | 4 | 63 kW (86 PS) | GOLF VII Kombi (BA5) 1.2 TSI | 05/13- | | | | | | |
| Motor CJZD | 1197 | 4 | 81 kW (110 PS) | POLO (6R, 6C) 1.2 TSI | 01/14- | | | | | | |
| Motor CYVA | 1197 | 4 | 63 kW (86 PS) | GOLF SPORTSVAN 1.2 TSI | 05/14- | | | | | | |



VOLKSWAGEN

Globally reliable

| | ccm | | | | | | | | | | |
|----------------------------------|------|---|-----------------|---------------------------------------|--------|--------|----------------------|--|--|-----------------------|------------------|
| Motor CNLA, CRJA | 1395 | 4 | 110 kW (150 PS) | JETTA IV 1.4 TSI Hybrid | 04/11- | 74,500 | 1,20 1,20 | 910 NIT S PVD 931 P | | 120 050 0051 00 21 | 1 STD 0,50 |
| Motor CPTA | 1395 | 4 | 103 kW (140 PS) | A3 1.4 TFSI, A3 Cabriolet 1.4 TFSI | 03/13- | | | 947 EX NIT S | | | |
| Motor CPVA till 02.11.2015 | 1395 | 4 | 90 kW (122 PS) | GOLF VII 1.4 TSI (MultiFuel) | 04/13- | | | | | | |
| Motor CPVB till 02.11.2015 | 1395 | 4 | 92 kW (125 PS) | GOLF SPORTSVAN 1.4 TSI MultiFuel | 04/14- | | | | | | |
| Motor CPVB till 02.11.2015 | 1395 | 4 | 92 kW (125 PS) | GOLF VII 1.4 TSI (MultiFuel) | 05/14- | | | | | | |
| Motor CPWA till 02.11.2015 | 1395 | 4 | 81 kW (110 PS) | GOLF VII 1.4 TGI CNG | 06/13- | | | | | | |
| Motor CUKB | 1395 | 4 | 110 kW (150 PS) | GOLF VII (5G1, BE1) 1.4 GTE Hybrid | 05/14- | 74,500 | 1,20 1,20 2,00 | 910 NIT S PVD 911 CR P 777 NIT S | | 120 050 0052 00 21 | 1 STD 0,50 |

|  | ccm |  |  |  |  |  |  |  |  |  |  | |
|---|------|---|---|---|---|---|---|---|---|---|---|---------------------|
| Motor CHPA from 26.05.2014 | 1395 | 4 | 103 kW (140 PS) | GOLF VII 1.4 TSI | 05/13- | 74,500 | 1,20 1,20 2,00 | 910 NIT S PVD 911 CR P 777 NIT S |  | 120 050 0053 00 21 | 1 | STD 0,50 |
| Motor CMBA, CXSA | 1395 | 4 | 90 kW (122 PS) | GOLF VII 1.4 TSI | 11/12- | | | | | | | |
| Motor CPTA | 1395 | 4 | 103 kW (140 PS) | GOLF VII 1.4 TSI | 11/12- | | | | | | | |
| Motor CPVA from 02.11.2015 | 1395 | 4 | 90 kW (122 PS) | GOLF VII 1.4 TSI (MultiFuel) | 11/12- | | | | | | | |
| Motor CPVB from 02.11.2015 | 1395 | 4 | 92 kW (125 PS) | GOLF VII 1.4 TSI (MultiFuel) GOLF SPORTSVAN 1.4 TSI (MultiFuel) | 12/13- | | | | | | | |
| Motor CPWA | 1395 | 4 | 81 kW (110 PS) | CADDY 1.4 TGI CNG | 06/15- | | | | | | | |
| Motor CPWA from 02.11.2015 | 1395 | 4 | 81 kW (110 PS) | GOLF VII 1.4 TGI CNG | 06/13- | | | | | | | |
| Motor CZCA | 1395 | 4 | 92 kW (125 PS) | GOLF SPORTSVAN 1.4 TSI | 04/14- | | | | | | | |
| Motor CZCA | 1395 | 4 | 92 kW (125 PS) | GOLF VI Cabriolet 1.4 TSI | 11/13- | | | | | | | |
| Motor CZCA | 1395 | 4 | 92 kW (125 PS) | PASSAT 1.4 TSI | 11/14- | | | | | | | |
| Motor CZCA | 1395 | 4 | 92 kW (125 PS) | SCIROCCO 1.4 TSI | 11/13- | | | | | | | |
| Motor CZCB till 02.11.2015 | 1395 | 4 | 92 kW (125 PS) | CADDY IV 1.4 TSI | 05/15- | | | | | | | |
| Motor CZDA | 1395 | 4 | 110 kW (150 PS) | BEETLE 1.4 TSI (Cabriolet) | 12/14- | | | | | | | |
| Motor CZDA | 1395 | 4 | 110 kW (150 PS) | CC 1.4 TSI | 05/15- | | | | | | | |
| Motor CZDA | 1395 | 4 | 110 kW (150 PS) | GOLF SPORTSVAN 1.4 TSI | 02/14- | | | | | | | |
| Motor CZDA | 1395 | 4 | 110 kW (150 PS) | GOLF VI Cabriolet 1.4 TSI | 11/13- | | | | | | | |
| Motor CZDA | 1395 | 4 | 110 kW (150 PS) | SCIROCCO 1.4 TSI | 07/15- | | | | | | | |
| Motor CZDA | 1395 | 4 | 110 kW (150 PS) | SHARAN 1.4 TSI | 05/15- | | | | | | | |
| Motor CZDA | 1395 | 4 | 110 kW (150 PS) | TIGUAN 1.4 TSI | 05/15- | | | | | | | |
| Motor CZDA | 1395 | 4 | 110 kW (150 PS) | TOURAN 1.4 TSI | 05/15- | | | | | | | |
| Motor CZDA from 26.05.2014 | 1395 | 4 | 110 kW (150 PS) | GOLF VII 1.4 TSI | 05/14- | | | | | | | |
| Motor CZDA from 26.05.2014 | 1395 | 4 | 110 kW (150 PS) | GOLF VII 1.4 TSI | 05/14- | | | | | | | |
| Motor CZDA, CZEA | 1395 | 4 | 110 kW (150 PS) | PASSAT (3G2) 1.4 TSI | 11/14- | | | | | | | |
| Motor CZDA, CZTA | 1395 | 4 | 110 kW (150 PS) | JETTA IV 1.4 TSI | 08/14- | | | | | | | |
| Motor CZDB | 1395 | 4 | 92 kW (125 PS) | TIGUAN 1.4 TSI | 05/15- | | | | | | | |
| Motor CZEA | 1395 | 4 | 110 kW (150 PS) | POLO 1.4 TSI | 05/14- | | | | | | | |
| Motor CZEA from 26.05.2014 | 1395 | 4 | 110 kW (150 PS) | GOLF VII 1.4 TSI | 05/14- | | | | | | | |
| Motor CHPA till 26.05.2014 | 1395 | 4 | 103 kW (140 PS) | GOLF VII 1.4 TSI | 05/13- | 74,500 | 1,20 1,20 2,00 | 910 NIT S 911 CR P 777 NIT S |  | 120 050 0054 00 21 | 1 | STD 0,50 |
| Motor CPTA | 1395 | 4 | 103 kW (140 PS) | POLO 1.4 TSI | 10/12- | | | | | | | |
| Motor CZCA | 1395 | 4 | 92 kW (125 PS) | JETTA IV 1.4 TSI | 08/14- | | | | | | | |
| Motor CZCB from 02.11.2015 | 1395 | 4 | 92 kW / 125 PS | CADDY IV 1.4 TSI | 05/15- | | | | | | | |
| Motor CZDA till 26.05.2014 | 1395 | 4 | 110 kW (150 PS) | GOLF VII 1.4 TSI | 05/14- | | | | | | | |
| Motor CZEA till 26.05.2014 | 1395 | 4 | 110 kW (150 PS) | GOLF VII 1.4 TSI | 05/14- | | | | | | | |
| Motor 3F, AAL | 1272 | 4 | 55 kW (75 PS) | Polo | 10/89-07/94 | 75,000 | 1,50 1,50 2,50 | 910 IF CR S 911 FE 777 CR S |  | 120 050 0001 00 21 | 1 | STD 0,50 1,00 |
| Motor AAU, AEV | 1043 | 4 | 33 kW (45 PS) | Polo | 09/90-07/94 | | | | | | | |
| Motor ABD | 1391 | 4 | 44 kW (60 PS) | Golf III, Vento | 11/91-07/95 | | | | | | | |



VOLKSWAGEN

Globally reliable

| | ccm | | | | | | | | | | |
|--|------|---|-------------------------------|---|-------------|--------|----------------------|------------------------------------|--|-----------------------------|--------------------------|
| Motor EP, EU | 1296 | 4 | 44 kW (60 PS) | Passat, Santana | 08/81-04/88 | 75,000 | 1,50 1,75 3,00 | 910 IF CR S 911 FE 777 CR S | | 120 050 0035 00 21 29 | 1 STD 0,50 1,00 |
| Motor HH, FZ, HJ, GT, FY, GF, GS | 1272 | 4 | 40/42/44 kW (55/58/ 60 PS) | Golf, Jetta, Derby, Passat, Polo, Santana | 78-84 | 75,000 | 1,75 2,00 4,00 | 910 IF CR S 931 FE 777 CR S | | 120 050 0002 00 21 29 | 1 STD 0,50 1,00 |
| Motor 2G, AAV, GK, GL, HK, HW, MH, NU, NZ | 1272 | 4 | 29 - 55 kW 40 - 75 PS | Derby, Jetta, Golf, Polo 1.3 Ltr. | 83 - 94 | 75,000 | 1,75 2,00 3,00 | 910 IF CR S 931 FE 777 CR S | | 120 050 0032 00 21 29 | 1 STD 0,50 1,00 |
| Motor HZ | 1043 | 4 | 37 kW 50 PS | Polo, Golf, Jetta | 85-92 | | | | | | |
| Dieselmotor 1W | 1398 | 4 | 35 kW (48 PS) | Polo | 08/90-07/94 | 75,000 | 1,75 2,00 | 910 IF CR S 911 FE | | 120 050 0036 00 21 | 1 STD 0,50 1,00 |
| Dieselmotor MN | 1272 | 4 | 33 kW (45 PS) | Polo | 06/86-07/90 | | 3,00 | 946 EX | | 29 | |
| Motor ZA, ZP, EP | 1296 | 4 | 40,5 - 44 kW (55 - 60 PS) | Passat, Santana 1.3 | 01/78-07/83 | 75,000 | 2,00 2,50 4,00 | 910 IF CR S 930 FE 777 CR S | | 120 050 0014 00 21 29 | 1 STD 0,50 1,00 |
| Motor BLF, BLP | 1598 | 4 | 85 kW (115 PS) | TOURAN 1.6 FSI, GOLF V 1.6 FSI, EOS 1.6 FSI, PASSAT 1.6 FSI, JETTA III 1.6 FSI, GOLF PLUS 1.6 FSI EOS 1.4 TSI | 02/03-10/10 | 76,500 | 1,20 1,20 2,00 | 910 IF NIT S 911 P 777 NIT S | | 120 050 0056 00 | 1 STD |
| Motor CAXA | 1390 | 4 | 90 kW (122 PS) | EOS 1.4 TSI | 11/07- | | | | | | |
| Motor CAXA | 1390 | 4 | 90 kW (122 PS) | GOLF PLUS 1.4 TSI, GOLF V 1.4 TSI, GOLF VI Cabriolet 1.4 TSI, JETTA III 1.4 TSI, JETTA IV 1.4 TSI, PASSAT 1.4 TSI, SCIROCCO 1.4 TSI, TIGUAN 1.4 TSI | 05/07- | | | | | | |
| Motor CMSB | 1390 | 4 | 90 kW (122 PS) | SCIROCCO 1.4 TSI, JETTA IV 1.4 TSI | 08/08- | | | | | | |
| Motor BCA | 1390 | 4 | 55 / 75 | Bora 1.4 i 16V Golf IV + V 1.4 i 16V New Beetle 1.4 i 16V Skoda Octavia 1.4i | | 76,500 | 1,20 1,20 2,00 | 910 NIT S 931 P 777 NIT S | | 120 050 0079 00 21 | 1 STD 0,50 |

| | ccm | | | | | | | | | | | |
|---|------|---|-----------------------------|--|-------------|--------|----------------------|------------------------------------|--|-----------------------------|---|---------------------|
| Motor BLG | 1390 | 4 | 125 kW (170 PS) | Touran (1T1, 1T2) 1.4 TSI Jetta III (1K2) 1.4 TSI Golf V Variant (1K5) 1.4 TSI Golf V (1K1) 1.4 TSI Golf Plus (5M1, 521) 1.4 TSI | 11/05-10/10 | 76,500 | 1,20 1,50 2,00 | 910 IF NIT S 911 P 777 NIT S | | 120 050 0003 00 21 | 1 | STD 0,50 |
| Motor BMY | 1390 | 4 | 103 kW (140 PS) | Touran (1T1, 1T2) 1.4 TSI Jetta III (1K2) 1.4 TSI Golf V Variant (1K5) 1.4 TSI Golf V (1K1) 1.4 TSI Golf Plus (5M1, 521) 1.4 TSI | 02/06-10/10 | | | | | | | |
| Motor BWK, CAVA, CTHA | 1390 | 4 | 110 kW (150 PS) | TIGUAN (5N_) 1.4 TSI | 09/07- | | | | | | | |
| Motor CAVA | 1390 | 4 | 110 kW (150 PS) | SHARAN (7N) 1.4 TSI | 05/10- | | | | | | | |
| Motor CAVA, CTHA | 1390 | 4 | 110 kW (150 PS) | JETTA IV (162) 1.4 TSI | 04/11- | | | | | | | |
| Motor CAVB, CTHB | 1390 | 4 | 125 kW (170 PS) | Touran (1T1, 1T2) 1.4 TSI | 11/06- | | | | | | | |
| Motor CAVC, CTHC | 1390 | 4 | 103 kW (140 PS) | Touran (1T1, 1T2) 1.4 TSI | 02/06- | | | | | | | |
| Motor CAVD | 1390 | 4 | 118 kW (160 PS) | GOLF PLUS (5M1, 521) 1.4 | 06/08- | | | | | | | |
| Motor CAVD, CNWA, CTHD, CTKA | 1390 | 4 | 118 kW (160 PS) | BEETLE (5C1) 1.4 TSI BEETLE Cabriolet (5C7) 1.4 TSI | 04/11- | | | | | | | |
| Motor CAVD, CNWA, CTKA, CTHD | 1390 | 4 | 118 kW (160 PS) | GOLF V Variant (1K5) 1.4 TSI GOLF VI (5K1) 1.4 TSI GOLF VI Cabriolet (517) 1.4 TSI GOLF VI Variant (AJ5) 1.4 TSI | 07/08- | | | | | | | |
| Motor CAVD, CNWA, CTKA, CTHD | 1390 | 4 | 118 kW (160 PS) | SCIROCCO (137) 1.4 TSI | 05/08- | | | | | | | |
| Motor CAVD, CTHD | 1390 | 4 | 118 kW (160 PS) | EOS (1F7, 1F8) 1.4 TSI | 05/08- | | | | | | | |
| Motor CAVD, CTHD | 1390 | 4 | 118 kW (160 PS) | JETTA III (1K2) 1.4 TSI JETTA IV (162) 1.4 TSI | 07/08- | | | | | | | |
| Motor CAVD, CTHD | 1390 | 4 | 118 kW (160 PS) | TIGUAN (5N_) 1.4 TSI | 05/11- | | | | | | | |
| Motor CAVE | 1390 | 4 | 132 kW (180 PS) | POLO (6R_) 1.4 GTI | 05/10- | | | | | | | |
| Motor CNWA | 1390 | 4 | 118 kW (160 PS) | GOLF PLUS (5M1, 521) 1.4 TSI | 06/08- | | | | | | | |
| Motor ADX, | 1296 | 4 | 40 kW 55 PS | Polo | 94 - 95 | 76,500 | 1,20 1,50 2,50 | 910 IF NIT S 931 P 777 CR S | | 120 050 0063 00 21 | 1 | STD 0,50 |
| Motor AEA, AEE, AHS, ALM, AJV, ARC, ATN, AUS, AVY, AZD, BCB, | 1598 | 4 | 55 - 92 kW 75 - 125 PS | Golf, Polo, Vento, Caddy, Bora, Lupo 1.6 | 96 - | | | | | | | |
| Motor AFK, AFH, AKK, ANM, ANW, APE, AUA, AUB, AUD, AQQ, AEX, AKV, AXP, BCA, BBY, BBZ, ANX, APQ, AHW, AKQ, AXP, ARR, BAG | 1390 | 4 | 55 - 74 kW (75 - 100 PS) | Lupo, Polo Caddy, Bora, Golf, New Beetle 1.4 16 V Audi A2 1.4 | 96 - | | | | | | | |
| Motor AWY, AZQ, BMD | 1198 | 3 | 40 - 47 kW 54 - 64 PS | Polo | 01 - | | | | | | | |
| Motor ABU | 1598 | 4 | 55 kW (75 PS) | Golf III, Vento | 92-94 | 76,500 | 1,50 1,50 2,50 | 910 IF CR S 931 FE 777 CR S | | 120 050 0004 00 21 | 1 | STD 0,50 |
| Dieselmotor 1 G, ACL, DV, 1E, 1 S, CP, DL, DW, | 2383 | 6 | 52 - 75 kW 70 - 102 PS | Jetta, LT 28, LT 31, LT 35, LT 40, LT 45, LT 50, LT 55, Passat | 78 - 95 | 76,500 | 1,75 2,00 3,00 | 910 CR S 911 IF U 947 EX CR | | 120 050 0029 00 21 29 | 1 | STD 0,50 1,00 |
| Dieselmotor 1.5 | 1470 | 4 | 37 kW 50 PS | Passat | 78 - 79 | | | | | | | |
| Dieselmotor 1V, CY, JR, JX, MF, RA, SB, CR, CS, JK, JP, ME | 1588 | 4 | 37 - 59 kW 50 - 80 PS | Golf, Jetta, Passat, T2, Caddy, Dasher, Rabbit, Santana | 80 - 91 | | | | | | | |
| Dieselmotor ANY, AYZ | 1191 | 3 | 45 kW 61 PS | Lupo | 99 - | | | | | | | |













| | ccm | | | | | | | | | | | |
|---|------|---|----------------------------|--|---------|--------|----------------------|--|--|-----------------------------|---|---------------------|
| Dieselmotor CAYA | 1598 | 4 | 55 kW (75 PS) | POLO (6R_) 1.6 TDI | 06/09- | 79,500 | 1,75 2,00 3,00 | 910 CKS 911 IF U P 947 EX CR P | | 120 050 0018 00 21 | 1 | STD 0,50 |
| Dieselmotor CAYB | 1598 | 4 | 66 kW (90 PS) | GOLF PLUS (5M1, 521) 1.6 TDI | 02/09- | | | | | | | |
| Dieselmotor CAYB | 1598 | 4 | 66 kW (90 PS) | GOLF VI (5K1) 1.6 TDI | 02/09- | | | | | | | |
| Dieselmotor CAYB | 1598 | 4 | 66 kW (90 PS) | JETTA III (1K2) 1.6 TDI | 12/09- | | | | | | | |
| Dieselmotor CAYB | 1598 | 4 | 66 kW (90 PS) | POLO (6R_) 1.6 TDI | 06/09- | | | | | | | |
| Dieselmotor CAYB | 1598 | 4 | 66 kW (90 PS) | TOURAN (1T3) 1.6 TDI | 05/10- | | | | | | | |
| Dieselmotor CAYC | 1598 | 4 | 77 kW (105 PS) | BEETLE (5C1) 1.6 TDI | 10/11- | | | | | | | |
| Dieselmotor CAYC | 1598 | 4 | 77 kW (105 PS) | GOLF PLUS (5M1, 521) 1.6 TDI | 03/09- | | | | | | | |
| Dieselmotor CAYC | 1598 | 4 | 77 kW (105 PS) | GOLF VI (5K1) 1.6 TDI | 02/09- | | | | | | | |
| Dieselmotor CAYC | 1598 | 4 | 77 kW (105 PS) | JETTA III (1K2) 1.6 TDI | 06/09- | | | | | | | |
| Dieselmotor CAYC | 1598 | 4 | 77 kW (105 PS) | JETTA IV (162) 1.6 TDI | 02/11- | | | | | | | |
| Dieselmotor CAYC | 1598 | 4 | 77 kW (105 PS) | PASSAT (362) 1.6 TDI | 08/09- | | | | | | | |
| Dieselmotor CAYC | 1598 | 4 | 77 kW (105 PS) | POLO (6R_) 1.6 TDI | 06/09- | | | | | | | |
| Dieselmotor CAYC | 1598 | 4 | 77 kW (105 PS) | TOURAN (1T3) 1.6 TDI | 05/10- | | | | | | | |
| Dieselmotor CAYD | 1598 | 4 | 75 kW (102 PS) | CADDY III Kasten (2KA, 2KH, 2CA, 2CH) 1.6 TDI | 08/10- | | | | | | | |
| Dieselmotor CAYE | 1598 | 4 | 55 kW (75 PS) | CADDY III Kombi (2KB, 2KJ, 2CB, 2CJ) 1.6 TDI | 08/10- | | | | | | | |
| Dieselmotor CLNA | 1598 | 4 | 77 kW (105 PS) | POLO (6R_) 1.6 TDI | 06/09- | | | | | | | |
| Dieselmotor CLHA | 1598 | 4 | 77 kW (105 PS) | GOLF VII (5G1) 1.6 TDI | 11/12- | 79,500 | 1,75 2,00 2,00 | 910 CKS 911 IF U P 947 EX NIT S | | 120 050 0020 00 21 | 1 | STD 0,50 |
| Dieselmotor CLHA | 1598 | 4 | 77 kW (105 PS) | GOLF VII (5G1) 1.6 TDI 4motion | 11/12- | | | | | | | |
| Dieselmotor CLHA | 1598 | 4 | 77 kW (105 PS) | GOLF VII Variant (BA5) 1.6 TDI | 05/13- | | | | | | | |
| Dieselmotor CLHA | 1598 | 4 | 77 kW (105 PS) | GOLF VII Variant (BA5) 1.6 TDI 4motion | 05/13- | | | | | | | |
| Dieselmotor CLHB, CRKA | 1598 | 4 | 66 kW (90 PS) | GOLF VII (5G1) 1.6 TDI | 05/13- | | | | | | | |
| Dieselmotor CLHB, CRKA | 1598 | 4 | 66 kW (90 PS) | GOLF VII Variant (BA5) 1.6 TDI | 04/13- | | | | | | | |
| Dieselmotor CRKB | 1598 | 4 | 81 kW (110 PS) | GOLF VII (5G1) 1.6 TDI | 01/13- | | | | | | | |
| Dieselmotor CRKB | 1598 | 4 | 81 kW (110 PS) | GOLF VII (5G1) 1.6 TDI 4motion | 01/13- | | | | | | | |
| Dieselmotor CRKB | 1598 | 4 | 81 kW (110 PS) | GOLF VII Variant (BA5) 1.6 TDI | 05/13- | | | | | | | |
| Dieselmotor 1X, 1Y, 1Z, AAZ, ABL, AEP, AFN, AHF, AHH, AHU, ALE, ALH, AQM | 1896 | 4 | 44 - 81 kW 60 - 110 PS | Golf, Passat, Polo, Vento, Sharan, T4, Bora, Jetta, New Beetle | 90 - | 79,500 | 1,75 2,00 3,00 | 910 CR S 911 IF U 947 EX CR | | 120 050 0038 00 21 29 | 1 | STD 0,50 1,00 |
| Dieselmotor AEF, AGD, AGP, AGR, AGH, AJM, ANU, ARL, ASV, ASX, ASY, ASZ, ATD, ATJ, AUJ, AVB, AVF, AWX, AVQ, AXB, AXC, AXR, AYQ, BJB, BKC, BLT, BRR, BRS, BRU | 1896 | 4 | 47 - 110 kW 64 - 150 PS | Golf, Caddy, Bora, Sharan, Passat, Polo, Touran, New Beetle, Transporter, Multivan | 97 - | | | | | | | |
| Dieselmotor AJA | 2370 | 5 | 55 kW 75 PS | T4, California | 97 - 03 | | | | | | | |
| Dieselmotor AKU | 1716 | 4 | 44 kW 60 PS | Lupo, Polo | 98 - | | | | | | | |
| Dieselmotor AMF, ATL, BAY | 1422 | 3 | 55 kW 75 PS | Lupo, Polo 1.4 | 99 - | | | | | | | |
| Dieselmotor AEF, AGD, AGP, AGR, AHG, AJM, ANU, ARL, ASV, ASX, ASY, ASZ, ATD, ATJ, AUJ, AVB, AVF, AWX, AVQ, AXB, AXC, AXR, AYQ, BJB, BKC, BLT, BRR, BRS, BRU | 1896 | 4 | 47 - 110 kW 64 - 150 PS | Golf, Caddy, Polo, Passat, Bora, Sharan, Passat, New Beetle, Transporter, Multivan | 94 - | 79,500 | 1,75 2,00 3,00 | 910 NIT S 911 IF U CR 947 EX NIT S | | 120 050 0064 00 | 1 | STD |



VOLKSWAGEN

Globally reliable

| | ccm | | | | | | | | | | | | |
|---|--|---|--|---|--|--------|----------------------|------------------------------------|--|-----------------------------------|---|-----------------------------|--|
| Motor 1600 | 1588 | 4 | 55-81 kW (75-110 PS) | Golf, Scirocco, Jetta, Passat, Audi 80, 100 | | 79,500 | 1,75 2,50 5,00 | 910 IF CR S 931 P 777 CR S | | 120 050 0058 00 21 | 1 | STD 0,50 | |
| Motor 1600 | 1588 | 4 | 55-81 kW (75-110 PS) | Golf, Scirocco, Jetta, Passat, Audi 80, 100 | | 79,500 | 2,00 2,50 5,00 | 910 CR 931 P 777 CR S | | 120 050 0057 00 21 | 1 | STD 0,50 | |
| Motor BSE, BSF | 1595 | 4 | 75 kW (102 PS) | CADDY III 1.6, GOLF PLUS 1.6, JETTA I 1.6, PASSAT 1.6, TOURAN 1.6 CADDY III 1.6 BiFuel | 01/04- | 81,000 | 1,00 1,20 2,00 | 910 NIT S 931 P 777 NIT S | | 120 050 0069 00 21 29 | 1 | STD 0,50 1,00 | |
| Motor CHGA | 1595 | 4 | 75 kW (102 PS) | | 05/11- | | | | | | | | |
| Motor ADP, AEH, AEK, AFT, AHL, AKL, ARM | 1595 | 4 | 74 kW (101 PS) | Golf, Polo, Vento, Passat, Bora | 94 - 01 | 81,000 | 1,20 1,50 2,00 | 910 IF NIT S 931 P 777 NIT S | | 120 050 0061 00 21 | 1 | STD 0,50 | |
| Motor 1P, 2H, ABS, ADZ, GU, GX, HV, JV, DS, DX, CZ, EV, GZ, KT, HT, JH, KR, PB, PF, PG, PL, RH, Motor AAA, AES, AMV, AMY, AQP, AUE, AYL, BDE, Motor AGZ, AQN, AZX, | 1781 2792 2324 | 4 6 5 | 66 - 118 kW 90 - 160 PS 103 - 150 kW 140 - 204 PS 110 - 125 kW 150 - 170 PS | Golf, Jetta, Sharan, Passat, Santana, Vento, Scirocco, Bora, Golf, Sharan California, Transporter Bora, Golf, Passat, New Beetle | 88 - 96 - 98 - | 81,000 | 1,50 1,75 3,00 | 910 IF CR S 931 FE 947 EX CR | | 120 050 0033 00 21 29 | 1 | STD 0,50 1,00 | |
| Motor 1P, 2H, ABS, ADZ, GU, GX, HV, JV, DS, DX, DZ, EV, GZ, KT, HT, JH, KR, PB, PF, PG, PL, RH, AAM, RP Motor AAA, AES, AMV, AMY, AQP, AUE, AYL, BDE Motor AAC Motor AAF, ACU, AET, AEU, APL, AVT Motor ABN, DT, EZ, EW, EZA, PN, JU, RF Motor AGZ, AQN, AZX Motor JT, KM, KV, KX, | 1781 2792 1998 2459 1595 2324 2226 | 4 6 4 5 4 5 5 | 66 - 118 kW 90 - 160 PS 103 - 150 kW 140 - 204 PS 62 kW 84 PS 81 - 85 kW 110 - 115 PS 51 - 55 kW 69 - 75 PS 110 - 125 kW 150 - 170 PS 77 - 98 kW 105 - 133 PS | Golf, Jetta, Passat, Sharan, Santana, Vento, Scirocco, Bora, Golf, Passat, Sharan, California, Transporter California, T4 California, T4 Golf, Jetta, Passat, Santana, Bora, Golf, Passat, Sharan Passat, Quantum | 88 - 96 - 90 - 96 - 87 - 98 - 83 - | 81,000 | 1,50 1,75 3,00 | 910 IF CR S 931 FE 777 CR S | | 120 050 0034 00 15 21 29 | 1 | STD 0,25 0,50 1,00 | |
| Motor AEB, AGU, ADR, AGN, ARG, ARX, AUM, AUQ, AWC, AWM, AWT | 1781 | 4 | 92 - 132 kW (125 - 180 PS) | Passat, Golf, Sharan 1.8 Turbo | 10/96- | 81,000 | 1,50 1,75 2,00 | 910 IF CR S 931 FE 777 NIT S | | 120 050 0060 00 21 | 1 | STD 0,50 | |













|  | ccm |  |  |  |  |  |  |  |  |  |  | |
|---|------|---|---|---|---|---|---|---|---|---|---|-------------|
| Dieselmotor AZV | 1968 | 4 | 100 kW (136 PS) | GOLF PLUS (5M1, 521) 2.0 TDI | 05/05- | 81,000 | 1,75 2,00 3,00 | 910 CKS 911 IF U.P 947 EX CR |  | 120 050 0012 00 21 | 1 | STD 0,50 |
| Dieselmotor AZV | 1968 | 4 | 100 kW (136 PS) | GOLF V (1K1) 2.0 TDI | 10/03-11/08 | | | | | | | |
| Dieselmotor AZV | 1968 | 4 | 100 kW (136 PS) | GOLF V Variant (1K5) 2.0 TDI | 06/07- | | | | | | | |
| Dieselmotor AZV | 1968 | 4 | 100 kW (136 PS) | JETTA III (1K2) 2.0 TDI | 09/05-10/10 | | | | | | | |
| Dieselmotor AZV | 1968 | 4 | 100 kW (136 PS) | TOURAN (1T1, 1T2) 2.0 TDI | 02/03-05/10 | | | | | | | |
| Dieselmotor BDJ, BST | 1968 | 4 | 51 kW (70 PS) | CADDY III 2.0 SDI | 03/04-08/10 | | | | | | | |
| Dieselmotor BDK | 1968 | 4 | 55 kW (75 PS) | GOLF V (1K1) 2.0 SDI | 01/04-11/08 | | | | | | | |
| Dieselmotor BKD | 1968 | 4 | 103 kW (140 PS) | GOLF PLUS (5M1, 521) 2.0 TDI 16V | 01/05- | | | | | | | |
| Dieselmotor BKD | 1968 | 4 | 103 kW (140 PS) | GOLF V (1K1) 2.0 TDI 16V | 10/03-11/08 | | | | | | | |
| Dieselmotor BKD | 1968 | 4 | 103 kW (140 PS) | GOLF V (1K1, 1K5) 2.0 TDI 16V 4motion | 08/04- | | | | | | | |
| Dieselmotor BKD | 1968 | 4 | 103 kW (140 PS) | JETTA III (1K2) 2.0 TDI 16V | 08/05-10/10 | | | | | | | |
| Dieselmotor BKD | 1968 | 4 | 103 kW (140 PS) | TOURAN (1T1, 1T2) 2.0 TDI 16V | 08/03-05/10 | | | | | | | |
| Dieselmotor BKP | 1968 | 4 | 103 kW (140 PS) | PASSAT (3C2, 3C5) 2.0 TDI 16V 4motion | 03/05- | | | | | | | |
| Dieselmotor BMA | 1968 | 4 | 100 kW (136 PS) | PASSAT (3C2, 3C5) 2.0 TDI | 03/05-11/10 | | | | | | | |
| Dieselmotor BMN | 1968 | 4 | 125 kW (170 PS) | GOLF V (1K1) 2.0 TDI | 11/05-11/08 | | | | | | | |
| Dieselmotor BMN | 1968 | 4 | 125 kW (170 PS) | JETTA III (1K2) 2.0 TDI | 10/06-10/10 | | | | | | | |
| Dieselmotor BMN | 1968 | 4 | 125 kW (170 PS) | TOURAN (1T1, 1T2) 2.0 TDI | 12/05-05/10 | | | | | | | |
| Dieselmotor BMR | 1968 | 4 | 125 kW (170 PS) | PASSAT (3C2, 3C5) 2.0 TDI | 08/05- | | | | | | | |
| Dieselmotor BNZ | 2461 | 4 | 96 kW (130 PS) | MULTIVAN T5 2.5 TDI 4motion | 04/03-11/09 | | | | | | | |
| Dieselmotor BNZ | 2461 | 4 | 96 kW (130 PS) | TRANSPORTER T5 2.5 TDI 4motion | 04/03-11/09 | | | | | | | |
| Dieselmotor BUZ | 1968 | 4 | 120 kW (163 PS) | PASSAT (3C2, 3C5) 2.0 TDI | 08/05- | | | | | | | |
| Dieselmotor BVE | 1968 | 4 | 90 kW (122 PS) | PASSAT (3C2, 3C5) 2.0 TDI | 08/05-07/06 | | | | | | | |
| Dieselmotor BWV | 1968 | 4 | 88 kW (120 PS) | PASSAT (3C2, 3C5) 2.0 TDI | 11/05-05/07 | | | | | | | |



VOLKSWAGEN

Globally reliable

| Dieselmotor BMM | 1968 | 4 | 103 kW (140 PS) | CADDY III 2.0 TDI | 09/07-08/10 | 81,000 | 1,75 2,00 3,00 | 910 CDS 911 IF U CR 947 EX NIT S | | 120 050 0017 00 21 | 1 | STD 0,50 |
|------------------------|------|---|-----------------|--|-------------|--------|----------------------|--|--|-----------------------|---|-------------|
| Dieselmotor BMM | 1968 | 4 | 103 kW (140 PS) | EOS (1F7, 1F8) 2.0 TDI | 06/06-05/08 | | | | | | | |
| Dieselmotor BMM | 1968 | 4 | 103 kW (140 PS) | GOLF PLUS (5M1, 521) 2.0 TDI | 12/05-05/09 | | | | | | | |
| Dieselmotor BMM | 1968 | 4 | 103 kW (140 PS) | GOLF V (1K1) 2.0 TDI | 12/04-11/08 | | | | | | | |
| Dieselmotor BMM | 1968 | 4 | 103 kW (140 PS) | GOLF V (1K1) 2.0 TDI 4motion | 08/04-11/08 | | | | | | | |
| Dieselmotor BMM | 1968 | 4 | 103 kW (140 PS) | GOLF V Variant (1K5) 2.0 TDI | 06/07- | | | | | | | |
| Dieselmotor BMM | 1968 | 4 | 103 kW (140 PS) | GOLF VI Variant (AJ5) 2.0 TDI | 07/09- | | | | | | | |
| Dieselmotor BMM | 1968 | 4 | 103 kW (140 PS) | JETTA III (1K2) 2.0 TDI | 10/05-10/10 | | | | | | | |
| Dieselmotor BMM | 1968 | 4 | 103 kW (140 PS) | TOURAN (1T1, 1T2) 2.0 TDI | 12/05-05/10 | | | | | | | |
| Dieselmotor BMP | 1968 | 4 | 103 kW (140 PS) | PASSAT (3C2) 2.0 TDI | 03/05- | | | | | | | |
| Dieselmotor BMP | 1968 | 4 | 103 kW (140 PS) | PASSAT (3C2) 2.0 TDI 4motion | 03/05- | | | | | | | |
| Dieselmotor BMP | 1968 | 4 | 103 kW (140 PS) | PASSAT Variant (3C5) 2.0 TDI | 08/05- | | | | | | | |
| Dieselmotor BMP | 1968 | 4 | 103 kW (140 PS) | PASSAT Variant (3C5) 2.0 TDI 4motion | 08/05- | | | | | | | |
| Dieselmotor CAAA | 1968 | 4 | 62 kW (84 PS) | MULTIVAN T5 2.0 TDI | 09/09- | | | | | | | |
| Dieselmotor CAAA | 1968 | 4 | 62 kW (84 PS) | TRANSPORTER T5 2.0 TDI | 09/09- | | | | | | | |
| Dieselmotor CAAB | 1968 | 4 | 75 kW (102 PS) | MULTIVAN T5 2.0 TDI | 09/09- | | | | | | | |
| Dieselmotor CAAB | 1968 | 4 | 75 kW (102 PS) | TRANSPORTER T5 2.0 TDI | 09/09- | | | | | | | |
| Dieselmotor CAAC, CCHA | 1968 | 4 | 103 kW (140 PS) | MULTIVAN T5 2.0 TDI | 09/09- | | | | | | | |
| Dieselmotor CAAC, CCHA | 1968 | 4 | 103 kW (140 PS) | TRANSPORTER T5 2.0 TDI | 09/09- | | | | | | | |
| Dieselmotor CAAD | 1968 | 4 | 84 kW (114 PS) | MULTIVAN T5 2.0 TDI | 05/11- | | | | | | | |
| Dieselmotor CAAD | 1968 | 4 | 84 kW (114 PS) | TRANSPORTER T5 2.0 TDI | 05/11- | | | | | | | |
| Dieselmotor CAAE, CCHB | 1968 | 4 | 100 kW (136 PS) | MULTIVAN T5 2.0 TDI | 05/10- | | | | | | | |
| Dieselmotor CAAE, CCHB | 1968 | 4 | 100 kW (136 PS) | TRANSPORTER T5 2.0 TDI | 05/10- | | | | | | | |
| Dieselmotor CAHA | 1968 | 4 | 125 kW (170 PS) | A4 Avant (8K5, B8) 2.0 TDI quattro | 08/08- | | | | | | | |
| Dieselmotor CAHA | 1968 | 4 | 125 kW (170 PS) | A5 (8T3) 2.0 TDI | 08/08- | | | | | | | |
| Dieselmotor CBAA | 1968 | 4 | 100 kW (136 PS) | GOLF VI (5K1) 2.0 TDI | 10/08-11/12 | | | | | | | |
| Dieselmotor CBAA | 1968 | 4 | 100 kW (136 PS) | PASSAT (3C2) 2.0 TDI | 03/05-11/10 | | | | | | | |
| Dieselmotor CBAA | 1968 | 4 | 100 kW (136 PS) | PASSAT CC (357) 2.0 TDI | 06/08-05/11 | | | | | | | |
| Dieselmotor CBAA | 1968 | 4 | 100 kW (136 PS) | PASSAT Variant (3C5) 2.0 TDI | 08/05-11/10 | | | | | | | |
| Dieselmotor CBAA | 1968 | 4 | 100 kW (136 PS) | TIGUAN (5N_) 2.0 TDI | 11/07- | | | | | | | |
| Dieselmotor CBAB | 1968 | 4 | 103 kW (140 PS) | EOS (1F7, 1F8) 2.0 TDI 16V | 05/08- | | | | | | | |
| Dieselmotor CBAB | 1968 | 4 | 103 kW (140 PS) | GOLF VI (5K1) 2.0 TDI | 10/08-05/13 | | | | | | | |
| Dieselmotor CBAB | 1968 | 4 | 103 kW (140 PS) | GOLF VI (5K1) 2.0 TDI 4motion | 05/09-11/12 | | | | | | | |
| Dieselmotor CBAB | 1968 | 4 | 103 kW (140 PS) | PASSAT (3C2) 2.0 TDI 16V | 03/05- | | | | | | | |
| Dieselmotor CBAB | 1968 | 4 | 103 kW (140 PS) | PASSAT (3C2) 2.0 TDI 16V 4motion | 03/05- | | | | | | | |
| Dieselmotor CBAB | 1968 | 4 | 103 kW (140 PS) | PASSAT CC (357) 2.0 TDI | 06/08- | | | | | | | |
| Dieselmotor CBAB | 1968 | 4 | 103 kW (140 PS) | PASSAT CC (357) 2.0 TDI 4motion | 08/09- | | | | | | | |
| Dieselmotor CBAB | 1968 | 4 | 103 kW (140 PS) | PASSAT Variant (3C5) 2.0 TDI 16V | 08/05- | | | | | | | |
| Dieselmotor CBAB | 1968 | 4 | 103 kW (140 PS) | PASSAT Variant (3C5) 2.0 TDI 16V 4motion | 08/05- | | | | | | | |
| Dieselmotor CBAB | 1968 | 4 | 103 kW (140 PS) | TIGUAN (5N_) 2.0 TDI | 03/08- | | | | | | | |
| Dieselmotor CBAB | 1968 | 4 | 103 kW (140 PS) | TIGUAN (5N_) 2.0 TDI 4motion | 09/07- | | | | | | | |
| Dieselmotor CBAC | 1968 | 4 | 105 kW (143 PS) | PASSAT (3C2) 2.0 BlueTDI | 01/09- | | | | | | | |
| Dieselmotor CBAC | 1968 | 4 | 105 kW (143 PS) | PASSAT CC (357) 2.0 BlueTDI | 05/09-11/10 | | | | | | | |
| Dieselmotor CBAC | 1968 | 4 | 105 kW (143 PS) | PASSAT Variant (3C5) 2.0 BlueTDI | 01/09- | | | | | | | |













|  |  |  |  |  |  |  |  |  |  |  |  |
|---|---|---|---|---|---|---|---|---|---|---|---|
| Dieselmotor CBBA | 1968 | 4 | 120 kW (163 PS) | PASSAT CC (357) 2.0 TDI | 05/08-11/08 | | | | | | |
| Dieselmotor CBBA | 1968 | 4 | 120 kW (163 PS) | TIGUAN (5N_) 2.0 TDI | 02/08-08/09 | | | | | | |
| Dieselmotor CBBA | 1968 | 4 | 125 kW (170 PS) | GOLF VI (5K1) 2.0 TDI | 04/09-11/12 | | | | | | |
| Dieselmotor CBBA | 1968 | 4 | 125 kW (170 PS) | PASSAT (3C2) 2.0 TDI | 08/05- | | | | | | |
| Dieselmotor CBBA | 1968 | 4 | 125 kW (170 PS) | PASSAT (3C2) 2.0 TDI 4motion | 05/09- | | | | | | |
| Dieselmotor CBBA | 1968 | 4 | 125 kW (170 PS) | PASSAT CC (357) 2.0 TDI | 06/08- | | | | | | |
| Dieselmotor CBBA | 1968 | 4 | 125 kW (170 PS) | PASSAT CC (357) 2.0 TDI 4motion | 11/09- | | | | | | |
| Dieselmotor CBBA | 1968 | 4 | 125 kW (170 PS) | PASSAT Variant (3C5) 2.0 TDI | 08/05- | | | | | | |
| Dieselmotor CBBA | 1968 | 4 | 125 kW (170 PS) | PASSAT Variant (3C5) 2.0 TDI 4motion | 05/09- | | | | | | |
| Dieselmotor CBBA | 1968 | 4 | 125 kW (170 PS) | SCIROCCO (137) 2.0 TDI | 05/09- | | | | | | |
| Dieselmotor CBBA | 1968 | 4 | 125 kW (170 PS) | TIGUAN (5N_) 2.0 TDI 4motion | 09/07- | | | | | | |
| Dieselmotor CBDA | 1968 | 4 | 100 kW (136 PS) | GOLF PLUS (5M1, 521) 2.0 TDI | 05/05- | | | | | | |
| Dieselmotor CBDA | 1968 | 4 | 100 kW (136 PS) | GOLF V (1K1) 2.0 TDI | 10/03-11/08 | | | | | | |
| Dieselmotor CBDA | 1968 | 4 | 100 kW (136 PS) | JETTA III (1K2) 2.0 TDI | 09/05-10/10 | | | | | | |
| Dieselmotor CBDB | 1968 | 4 | 103 kW (140 PS) | GOLF PLUS (5M1, 521) 2.0 TDI 16V | 01/05- | | | | | | |
| Dieselmotor CBDB | 1968 | 4 | 103 kW (140 PS) | GOLF V Variant (1K5) 2.0 TDI 16V | 06/07- | | | | | | |
| Dieselmotor CBDB | 1968 | 4 | 103 kW (140 PS) | GOLF VI Variant (AJ5) 2.0 TDI 16V | 07/09- | | | | | | |
| Dieselmotor CBDB | 1968 | 4 | 103 kW (140 PS) | JETTA III (1K2) 2.0 TDI 16V | 08/05-10/10 | | | | | | |
| Dieselmotor CBDB | 1968 | 4 | 103 kW (140 PS) | SCIROCCO (137) 2.0 TDI | 08/08- | | | | | | |
| Dieselmotor CBDC | 1968 | 4 | 81 kW (110 PS) | GOLF PLUS (5M1, 521) 2.0 TDI | 01/09- | | | | | | |
| Dieselmotor CBDC | 1968 | 4 | 81 kW (110 PS) | GOLF VI (5K1) 2.0 TDI | 10/08-11/12 | | | | | | |
| Dieselmotor CBDC | 1968 | 4 | 81 kW (110 PS) | PASSAT (3C2) 2.0 TDI | 11/08-07/10 | | | | | | |
| Dieselmotor CBDC | 1968 | 4 | 81 kW (110 PS) | PASSAT Variant (3C5) 2.0 TDI | 11/08-11/10 | | | | | | |
| Dieselmotor CDCA | 1968 | 4 | 120 kW (163 PS) | AMAROK 2.0 BiTDI | 09/10- | | | | | | |
| Dieselmotor CECA | 1968 | 4 | 125 kW (170 PS) | JETTA III (1K2) 2.0 TDI | 10/06-10/10 | | | | | | |
| Dieselmotor CFCA | 1968 | 4 | 132 kW (180 PS) | MULTIVAN T5 2.0 TDI | 09/09- | | | | | | |
| Dieselmotor CFCA | 1968 | 4 | 132 kW (180 PS) | TRANSPORTER T5 2.0 TDI | 09/09- | | | | | | |
| Dieselmotor CFFA | 1968 | 4 | 100 kW (136 PS) | CC (358) 2.0 TDI | 11/11- | | | | | | |
| Dieselmotor CFFA | 1968 | 4 | 100 kW (136 PS) | EOS (1F7, 1F8) 2.0 TDI | 11/10- | | | | | | |
| Dieselmotor CFFA | 1968 | 4 | 100 kW (136 PS) | GOLF VI (5K1) 2.0 TDI | 10/08-11/12 | | | | | | |
| Dieselmotor CFFA | 1968 | 4 | 100 kW (136 PS) | PASSAT (362) 2.0 TDI | 08/10- | | | | | | |
| Dieselmotor CFFA | 1968 | 4 | 100 kW (136 PS) | PASSAT CC (357) 2.0 TDI | 06/08-05/11 | | | | | | |
| Dieselmotor CFFA | 1968 | 4 | 100 kW (136 PS) | PASSAT Variant (365) 2.0 TDI | 08/10 | | | | | | |
| Dieselmotor CFFA | 1968 | 4 | 100 kW (136 PS) | SHARAN (7N) 2.0 TDI | 05/10- | | | | | | |
| Dieselmotor CFFA | 1968 | 4 | 100 kW (136 PS) | SHARAN (7N) 2.0 TDI 4motion | 05/11-05/12 | | | | | | |
| Dieselmotor CFFA | 1968 | 4 | 100 kW (136 PS) | TIGUAN (5N_) 2.0 TDI 4motion | 11/07- | | | | | | |
| Dieselmotor CFFB | 1968 | 4 | 103 kW (140 PS) | BEETLE (5C1) 2.0 TDI | 04/11- | | | | | | |
| Dieselmotor CFFB | 1968 | 4 | 103 kW (140 PS) | BEETLE Cabriolet (5C7) 2.0 TDI | 12/12- | | | | | | |
| Dieselmotor CFFB | 1968 | 4 | 103 kW (140 PS) | CC (358) 2.0 TDI | 11/11- | | | | | | |
| Dieselmotor CFFB | 1968 | 4 | 103 kW (140 PS) | CC (358) 2.0 TDI 4motion | 11/11- | | | | | | |
| Dieselmotor CFFB | 1968 | 4 | 103 kW (140 PS) | EOS (1F7, 1F8) 2.0 TDI 16V | 05/08- | | | | | | |
| Dieselmotor CFFB | 1968 | 4 | 103 kW (140 PS) | GOLF VI (5K1) 2.0 TDI | 10/08-05/13 | | | | | | |
| Dieselmotor CFFB | 1968 | 4 | 103 kW (140 PS) | GOLF VI (5K1) 2.0 TDI 4motion | 05/09-11/12 | | | | | | |
| Dieselmotor CFFB | 1968 | 4 | 103 kW (140 PS) | JETTA IV (162) 2.0 TDI | 02/11- | | | | | | |



VOLKSWAGEN

Globally reliable

| | ccm | | | | | | | | | | |
|------------------|------|---|-----------------|---------------------------------------|-------------|--|--|--|--|--|--|
| Dieselmotor CFFB | 1968 | 4 | 103 kW (140 PS) | PASSAT (362) 2.0 TDI | 08/10- | | | | | | |
| Dieselmotor CFFB | 1968 | 4 | 103 kW (140 PS) | PASSAT (362) 2.0 TDI 4motion | 08/10- | | | | | | |
| Dieselmotor CFFB | 1968 | 4 | 103 kW (140 PS) | PASSAT ALLTRACK (365) 2.0 TDI | 01/12- | | | | | | |
| Dieselmotor CFFB | 1968 | 4 | 103 kW (140 PS) | PASSAT ALLTRACK (365) 2.0 TDI 4motion | 01/12- | | | | | | |
| Dieselmotor CFFB | 1968 | 4 | 103 kW (140 PS) | PASSAT CC (357) 2.0 TDI | 06/08- | | | | | | |
| Dieselmotor CFFB | 1968 | 4 | 103 kW (140 PS) | PASSAT CC (357) 2.0 TDI 4motion | 08/09- | | | | | | |
| Dieselmotor CFFB | 1968 | 4 | 103 kW (140 PS) | PASSAT Variant (365) 2.0 TDI | 08/10- | | | | | | |
| Dieselmotor CFFB | 1968 | 4 | 103 kW (140 PS) | PASSAT Variant (365) 2.0 TDI 4motion | 08/10- | | | | | | |
| Dieselmotor CFFB | 1968 | 4 | 103 kW (140 PS) | SHARAN (7N) 2.0 TDI | 05/10- | | | | | | |
| Dieselmotor CFFB | 1968 | 4 | 103 kW (140 PS) | SHARAN (7N) 2.0 TDI 4motion | 05/11- | | | | | | |
| Dieselmotor CFFB | 1968 | 4 | 103 kW (140 PS) | TIGUAN (5N_) 2.0 TDI | 03/08- | | | | | | |
| Dieselmotor CFFB | 1968 | 4 | 103 kW (140 PS) | TIGUAN (5N_) 2.0 TDI 4motion | 09/07- | | | | | | |
| Dieselmotor CFFD | 1968 | 4 | 81 kW (110 PS) | TIGUAN (5N_) 2.0 TDI | 05/10- | | | | | | |
| Dieselmotor CFFE | 1968 | 4 | 85 kW (115 PS) | SHARAN (7N) 2.0 TDI | 05/11- | | | | | | |
| Dieselmotor CFGB | 1968 | 4 | 125 kW (170 PS) | CC (358) 2.0 TDI | 11/11- | | | | | | |
| Dieselmotor CFGB | 1968 | 4 | 125 kW (170 PS) | CC (358) 2.0 TDI 4motion | 11/11- | | | | | | |
| Dieselmotor CFGB | 1968 | 4 | 125 kW (170 PS) | GOLF VI (5K1) 2.0 TDI | 04/09-11/12 | | | | | | |
| Dieselmotor CFGB | 1968 | 4 | 125 kW (170 PS) | PASSAT (362) 2.0 TDI | 08/10- | | | | | | |
| Dieselmotor CFGB | 1968 | 4 | 125 kW (170 PS) | PASSAT (362) 2.0 TDI 4motion | 08/10- | | | | | | |
| Dieselmotor CFGB | 1968 | 4 | 125 kW (170 PS) | PASSAT ALLTRACK (365) 2.0 TDI 4motion | 01/12- | | | | | | |
| Dieselmotor CFGB | 1968 | 4 | 125 kW (170 PS) | PASSAT CC (357) 2.0 TDI | 06/08- | | | | | | |
| Dieselmotor CFGB | 1968 | 4 | 125 kW (170 PS) | PASSAT CC (357) 2.0 TDI 4motion | 11/09- | | | | | | |
| Dieselmotor CFGB | 1968 | 4 | 125 kW (170 PS) | PASSAT Variant (365) 2.0 TDI | 08/10- | | | | | | |
| Dieselmotor CFGB | 1968 | 4 | 125 kW (170 PS) | PASSAT Variant (365) 2.0 TDI 4motion | 08/10- | | | | | | |
| Dieselmotor CFGB | 1968 | 4 | 125 kW (170 PS) | SCIROCCO (137) 2.0 TDI | 05/09- | | | | | | |
| Dieselmotor CFGB | 1968 | 4 | 125 kW (170 PS) | SHARAN (7N) 2.0 TDI | 08/10- | | | | | | |
| Dieselmotor CFGB | 1968 | 4 | 125 kW (170 PS) | TIGUAN (5N_) 2.0 TDI 4motion | 09/07- | | | | | | |
| Dieselmotor CFGC | 1968 | 4 | 130 kW (177 PS) | CC (358) 2.0 TDI | 12/12- | | | | | | |
| Dieselmotor CFGC | 1968 | 4 | 130 kW (177 PS) | CC (358) 2.0 TDI 4motion | 12/12- | | | | | | |
| Dieselmotor CFGC | 1968 | 4 | 130 kW (177 PS) | PASSAT (362) 2.0 TDI | 12/12- | | | | | | |
| Dieselmotor CFGC | 1968 | 4 | 130 kW (177 PS) | PASSAT (362) 2.0 TDI | 01/13- | | | | | | |
| Dieselmotor CFGC | 1968 | 4 | 130 kW (177 PS) | PASSAT ALLTRACK (365) 2.0 TDI 4motion | 01/13- | | | | | | |
| Dieselmotor CFGC | 1968 | 4 | 130 kW (177 PS) | PASSAT Variant (365) 2.0 TDI | 12/12- | | | | | | |
| Dieselmotor CFGC | 1968 | 4 | 130 kW (177 PS) | PASSAT Variant (365) 2.0 TDI 4motion | 01/13- | | | | | | |
| Dieselmotor CFGC | 1968 | 4 | 130 kW (177 PS) | SCIROCCO (137) 2.0 TDI | 01/13- | | | | | | |
| Dieselmotor CFGC | 1968 | 4 | 130 kW (177 PS) | SHARAN (7N) 2.0 TDI | 01/13- | | | | | | |
| Dieselmotor CFGC | 1968 | 4 | 130 kW (177 PS) | TIGUAN (5N_) 2.0 TDI 4motion | 11/12- | | | | | | |
| Dieselmotor CFHB | 1968 | 4 | 100 kW (136 PS) | GOLF PLUS (5M1, 521) 2.0 TDI | 05/05- | | | | | | |
| Dieselmotor CFHB | 1968 | 4 | 100 kW (136 PS) | SCIROCCO (137) 2.0 TDI | 11/10- | | | | | | |
| Dieselmotor CFHC | 1968 | 4 | 103 kW (140 PS) | CADDY III 2.0 TDI 16V 4motion | 11/10- | | | | | | |
| Dieselmotor CFHC | 1968 | 4 | 103 kW (140 PS) | GOLF PLUS (5M1, 521) 2.0 TDI 16V | 01/05- | | | | | | |
| Dieselmotor CFHC | 1968 | 4 | 103 kW (140 PS) | GOLF VI Cabriolet (517) 2.0 TDI | 11/11- | | | | | | |
| Dieselmotor CFHC | 1968 | 4 | 103 kW (140 PS) | GOLF VI Variant (AJ5) 2.0 TDI 16V | 07/09- | | | | | | |
| Dieselmotor CFHC | 1968 | 4 | 103 kW (140 PS) | JETTA IV (162) 2.0 TDI | 02/11- | | | | | | |















|  | ccm |  |  |  |  |  |  |  |  |  |  |
|---|------|---|---|---|---|--|---|---|---|---|---|
| Dieselmotor CFHC | 1968 | 4 | 103 kW (140 PS) | SCIROCCO (137) 2.0 TDI | 08/08- | | | | | | |
| Dieselmotor CFHC | 1968 | 4 | 103 kW (140 PS) | TOURAN (1T3) 2.0 TDI | 05/10- | | | | | | |
| Dieselmotor CFHE | 1968 | 4 | 62 kW (85 PS) | CADDY III 2.0 TDI | 11/10- | | | | | | |
| Dieselmotor CFHF | 1968 | 4 | 81 kW (110 PS) | CADDY III 2.0 TDI 4motion | 08/10- | | | | | | |
| Dieselmotor CFJA | 1968 | 4 | 125 kW (170 PS) | CADDY III 2.0 TDI | 05/12- | | | | | | |
| Dieselmotor CFJA | 1968 | 4 | 125 kW (170 PS) | TOURAN (1T1, 1T2, 1T3) 2.0 TDI | 12/05- | | | | | | |
| Dieselmotor CGLB | 1968 | 4 | 125 kW (170 PS) | Q5 (8R) 2.0 TDI quattro | 11/08- | | | | | | |
| Dieselmotor CJAA | 1968 | 4 | 103 kW (140 PS) | BEETLE (5C1) 2.0 TDI | 04/11- | | | | | | |
| Dieselmotor CJAA | 1968 | 4 | 103 kW (140 PS) | BEETLE Cabriolet (5C7) 2.0 TDI | 12/12- | | | | | | |
| Dieselmotor CJAA | 1968 | 4 | 103 kW (140 PS) | GOLF VI (5K1) 2.0 TDI | 10/08-05/13 | | | | | | |
| Dieselmotor CJAA | 1968 | 4 | 103 kW (140 PS) | GOLF VI Variant (AJ5) 2.0 TDI 16V | 07/09- | | | | | | |
| Dieselmotor CJAA | 1968 | 4 | 103 kW (140 PS) | JETTA III (1K2) 2.0 TDI 16V | 08/05-10/10 | | | | | | |
| Dieselmotor CJAA | 1968 | 4 | 103 kW (140 PS) | JETTA IV (162) 2.0 TDI | 02/11- | | | | | | |
| Dieselmotor CKTB | 1968 | 4 | 80 kW (109 PS) | CRAFTER 30-35-50 2.0 TDI | 05/11- | | | | | | |
| Dieselmotor CKTC | 1968 | 4 | 100 kW (136 PS) | CRAFTER 30-35-50 2.0 TDI | 05/11- | | | | | | |
| Dieselmotor CKUB | 1968 | 4 | 120 kW (163 PS) | CRAFTER 30-35-50 2.0 TDI | 07/11- | | | | | | |
| Dieselmotor CKUC | 1968 | 4 | 105 kW (142 PS) | CRAFTER 30-35-50 2.0 TDI | 10/11- | | | | | | |
| Dieselmotor CLCA | 1968 | 4 | 81 kW (110 PS) | CADDY III 2.0 TDI | 08/10- | | | | | | |
| Dieselmotor CLCA | 1968 | 4 | 81 kW (110 PS) | GOLF VI (5K1) 2.0 TDI | 10/08-11/12 | | | | | | |
| Dieselmotor CLCA | 1968 | 4 | 81 kW (110 PS) | GOLF VI Variant (AJ5) 2.0 TDI | 01/10- | | | | | | |
| Dieselmotor CLCA | 1968 | 4 | 81 kW (110 PS) | JETTA IV (162) 2.0 TDI | 10/10- | | | | | | |
| Dieselmotor CLCA | 1968 | 4 | 81 kW (110 PS) | TOURAN (1T3) 2.0 TDI | 11/10- | | | | | | |
| Dieselmotor CLCB | 1968 | 4 | 103 kW (140 PS) | GOLF VI Variant (AJ5) 2.0 TDI 16V | 07/09- | | | | | | |
| Dieselmotor CLCB | 1968 | 4 | 103 kW (140 PS) | JETTA IV (162) 2.0 TDI | 02/11- | | | | | | |
| Dieselmotor CLJA | 1968 | 4 | 103 kW (140 PS) | TIGUAN (5N_) 2.0 TDI 4motion | 09/07- | | | | | | |
| Dieselmotor CLLA | 1968 | 4 | 125 kW (170 PS) | CC (358) 2.0 TDI | 11/11- | | | | | | |
| Dieselmotor CLLA | 1968 | 4 | 125 kW (170 PS) | PASSAT (362) 2.0 TDI | 08/10- | | | | | | |
| Dieselmotor CLLA | 1968 | 4 | 125 kW (170 PS) | PASSAT (362) 2.0 TDI 4motion | 08/10- | | | | | | |
| Dieselmotor CLLA | 1968 | 4 | 125 kW (170 PS) | PASSAT CC (357) 2.0 TDI | 06/08- | | | | | | |
| Dieselmotor CLLA | 1968 | 4 | 125 kW (170 PS) | PASSAT Variant (365) 2.0 TDI | 08/10- | | | | | | |
| Dieselmotor CLLA | 1968 | 4 | 125 kW (170 PS) | PASSAT Variant (365) 2.0 TDI 4motion | 08/10- | | | | | | |
| Dieselmotor CNFA, CDBA | 1968 | 4 | 90 kW (122 PS) | AMAROK 2.0 TDI | 09/10- | | | | | | |
| Dieselmotor CNFB | 1968 | 4 | 103 kW (140 PS) | AMAROK 2.0 TDI | 07/12- | | | | | | |
| Dieselmotor CSHA, CNEA | 1968 | 4 | 132 kW (180 PS) | AMAROK 2.0 BitDI | 11/11- | | | | | | |
| Dieselmotor CRBC, CRLB | 1968 | 4 | 110 kW (150 PS) | GOLF VII (5G1) 2.0 TDI | 11/12- | 81,000 | 1,75 2,00 | 910 CDS 911 IF U CR 947 EX NIT S |  | 120 050 0019 00 21 | 1 STD 0,50 |
| Dieselmotor CRBC, CRLB | 1968 | 4 | 110 kW (150 PS) | GOLF VII Variant (BA5) 2.0 TDI | 04/13- | | | | | | |
| Dieselmotor CRBC, CRLB | 1968 | 4 | 110 kW (150 PS) | GOLF VII Variant (BA5) 2.0 TDI 4motion | 04/13- | | | | | | |
| Dieselmotor CRLB | 1968 | 4 | 110 kW (150 PS) | GOLF VII (5G1) 2.0 TDI 4motion | 11/12- | | | | | | |
| Dieselmotor CRVA | 1968 | 4 | 81 kW (110 PS) | GOLF VII (5G1) 2.0 TDI | 11/12- | | | | | | |
| Dieselmotor CRVA | 1968 | 4 | 81 kW (110 PS) | GOLF VII Variant (BA5) 2.0 TDI | 05/13- | | | | | | |



VOLKSWAGEN

Globally reliable

| | ccm | | | | | | | | | | | |
|---------------------|------|---|----------------|---|-------------|--------|----------------------|------------------------------------|--|-----------------------|---|-------------|
| Motor AAC | 1998 | 4 | 62 kW (84 PS) | T4 | 09/90- | 81,000 | 1,75 2,00 | 910 IF CR S 931 FE | | 120 050 0039 00 21 | 1 | STD 0,50 |
| Motor AAF | 2459 | 5 | 81 kW (110 PS) | T4 | 11/90-12/93 | | 3,00 | 777 CR S | | | | |
| Motor AAF | 2459 | 5 | 81 kW (110 PS) | T4 Syncro | 11/92-12/93 | | | | | | | |
| Motor ACU | 2459 | 5 | 81 kW (110 PS) | T4 | 94- | | | | | | | |
| Motor AAC | 1968 | 4 | 62 kW (84 PS) | TRANSPORTER T4 Bus (70XB, 70XC, 7DB, 7DW) 2.0 | 09/90-04/03 | 81,000 | 1,75 2,00 3,00 | 910 IF CR S 931 FE 947 EX CR | | 120 050 0066 00 21 | 1 | STD 0,50 |
| Motor AAC | 1968 | 4 | 62 kW (84 PS) | TRANSPORTER T4 Kasten (70XA) 2.0 | 07/90-04/03 | | | | | | | |
| Motor AAC | 1968 | 4 | 62 kW (84 PS) | TRANSPORTER T4 Pritsche/Fahrgestell (70XD) 2.0 | 07/90-04/03 | | | | | | | |
| Motor ACU, AEU, AAF | 2461 | 5 | 81 kW (110 PS) | TRANSPORTER T4 Bus (70XB, 70XC, 7DB, 7DW) 2.5 | 11/90-04/03 | | | | | | | |
| Motor ACU, AEU, AAF | 2461 | 5 | 81 kW (110 PS) | TRANSPORTER T4 Bus (70XB, 70XC, 7DB, 7DW) 2.5 Syncro | 11/92-04/03 | | | | | | | |
| Motor ACU, AEU, AAF | 2461 | 5 | 81 kW (110 PS) | TRANSPORTER T4 Kasten (70XA) 2.5 | 11/90-04/03 | | | | | | | |
| Motor ACU, AEU, AAF | 2461 | 5 | 81 kW (110 PS) | TRANSPORTER T4 Kasten (70XA) 2.5 Syncro | 10/92-04/03 | | | | | | | |
| Motor ACU, AEU, AAF | 2461 | 5 | 81 kW (110 PS) | TRANSPORTER T4 Pritsche/Fahrgestell (70XD) 2.5 | 11/90-04/03 | | | | | | | |
| Motor ACU, AEU, AAF | 2461 | 5 | 81 kW (110 PS) | TRANSPORTER T4 Pritsche/Fahrgestell (70XD) 2.5 Syncro | 10/92-04/03 | | | | | | | |
| Motor AET, APL, AVT | 2461 | 5 | 85 kW (115 PS) | TRANSPORTER T4 Bus (70XB, 70XC, 7DB, 7DW) 2.5 | 08/96-04/03 | | | | | | | |
| Motor AET, APL, AVT | 2461 | 5 | 85 kW (115 PS) | TRANSPORTER T4 Bus (70XB, 70XC, 7DB, 7DW) 2.5 Syncro | 07/96-04/03 | | | | | | | |
| Motor AET, APL, AVT | 2461 | 5 | 85 kW (115 PS) | TRANSPORTER T4 Kasten (70XA) 2.5 | 08/96-04/03 | | | | | | | |
| Motor AET, APL, AVT | 2461 | 5 | 85 kW (115 PS) | TRANSPORTER T4 Kasten (70XA) 2.5 Syncro | 08/96-04/03 | | | | | | | |
| Motor AET, APL, AVT | 2461 | 5 | 85 kW (115 PS) | TRANSPORTER T4 Pritsche/Fahrgestell (70XD) 2.5 | 08/96-04/03 | | | | | | | |
| Motor AET, APL, AVT | 2461 | 5 | 85 kW (115 PS) | TRANSPORTER T4 Pritsche/Fahrgestell (70XD) 2.5 Syncro | 08/96-04/03 | | | | | | | |
| Motor PD | 1781 | 4 | 49 kW (67 PS) | TRANSPORTER T4 Bus (70XB, 70XC, 7DB, 7DW) 1.8 | 12/90-07/92 | | | | | | | |













|  | ccm |  |  |  |  |  |  |  |  |  |  | |
|---|------|---|---|---|---|--|---|---|---|---|---|---------------------|
| Dieselmotor ACV, AXL | 2461 | 5 | 75 kW (102 PS) | TRANSPORTER T4 2.5 TDI (Syncro) | 09/95-04/03 | 81,000 | 2,50 2,00 3,00 | 910 IW CKS 911 IF U.P 947 EX CR |  | 120 050 0008 00 21 | 1 | STD 0,50 |
| Dieselmotor AGX | 2461 | 5 | 55 kW (75 PS) | LT 28-35 II 2.5 SDI | 07/96-07/06 | | | |  | | | |
| Dieselmotor AHD | 2461 | 5 | 75 kW (102 PS) | LT 28-35 II 2.5 TDI | 05/96-08/99 | | | | | | | |
| Dieselmotor AHY | 2461 | 5 | 111 kW (151 PS) | TRANSPORTER T4 2.5 TDI | 05/98-04/03 | | | | | | | |
| Dieselmotor AJT | 2461 | 5 | 65 kW (88 PS) | TRANSPORTER T4 2.5 TDI | 12/98-04/03 | | | | | | | |
| Dieselmotor ANJ, AVR | 2461 | 5 | 80 kW (109 PS) | LT 28-35 II 2.5 TDI | 05/99-07/06 | | | | | | | |
| Dieselmotor APA | 2461 | 5 | 66 kW (90 PS) | LT 28-35 II 2.5 TDI | 05/99-07/06 | | | | | | | |
| Dieselmotor AXD | 2461 | 5 | 96 kW (130 PS) | MULTIVAN T5 2.5 TDI | 04/03-11/09 | | | | | | | |
| Dieselmotor AXD from Chassis No. 7H-5-048-001 | 2461 | 5 | 96 kW (130 PS) | TRANSPORTER T5 2.5 TDI | 04/03-11/09 | | | | | | | |
| Dieselmotor AXE, BPC | 2461 | 5 | 128 kW (174 PS) | MULTIVAN T5 2.5 TDI | 04/03-11/09 | | | | | | | |
| Dieselmotor AXE, BPC from Chassis No. 7H-5-048-001 | 2461 | 5 | 128 kW (174 PS) | TRANSPORTER T5 2.5 TDI | 04/03-11/09 | | | | | | | |
| Dieselmotor BAC, BPE BAC: from Chassis No. 7L-5-040-001 | 2461 | 5 | 128 kW (174 PS) | TOUAREG (7LA, 7L6, 7L7) 2.5 R5 TDI | 01/03-05/10 | | | | | | | |
| Dieselmotor BBE | 2461 | 5 | 61 kW (83 PS) | LT 28-35 II 2.5 TDI | 05/01-07/06 | | | | | | | |
| Dieselmotor BBF | 2461 | 5 | 70 kW (95 PS) | LT 28-35 II 2.5 TDI | 05/01-07/06 | | | | | | | |
| Dieselmotor BJJ, CEBA | 2461 | 5 | 65 kW (88 PS) | CRAFTER 30-35 2.5 TDI | 04/06-07/11 | | | | | | | |
| Dieselmotor BJK, CEBB | 2461 | 5 | 80 kW (109 PS) | CRAFTER 30-35 2.5 TDI | 04/06- | | | | | | | |
| Dieselmotor BJL, CECA | 2461 | 5 | 100 kW (136 PS) | CRAFTER 30-35 2.5 TDI | 04/06- | | | | | | | |
| Dieselmotor BJM, CECB | 2461 | 5 | 120 kW (163 PS) | CRAFTER 30-35 2.5 TDI | 04/06-07/11 | | | | | | | |
| Dieselmotor BLJ | 2461 | 5 | 120 kW (163 PS) | MULTIVAN T5 2.5 TDI | 11/03-11/09 | | | | | | | |
| Dieselmotor BLJ from Chassis No. 7H-5-048-001 | 2461 | 5 | 120 kW (163 PS) | TRANSPORTER T5 2.5 TDI | 11/03-11/09 | | | | | | | |
| Dieselmotor BLK, BPD BLK: from Chassis No. 7L-5-040-001 | 2461 | 5 | 120 kW (163 PS) | TOUAREG (7LA, 7L6, 7L7) 2.5 R5 TDI | 08/03-05/10 | | | | | | | |
| Motor ABV | 2876 | V6 | 140 kW (190 PS) | Corrado, Golf | 91-97 | 82,000 | 1,50 1,75 3,00 | 910 IF CR S 931 FE 777 CR S |  | 120 050 0041 00 21 29 | 1 | STD 0,50 1,00 |



VOLKSWAGEN

Globally reliable

| | ccm | | | | | | | | | | | |
|----------------------------------|------|---|------------------|-----------------------------------|-------------|--------|----------------------|---|--|-----------------------|---|-------------|
| Motor CCZA | 1984 | 4 | 147 kW (200 PS) | BEETLE (5C1) 2.0 TSI | 04/11- | 82,500 | 1,20 1,20 2,00 | 910 IF NIT S PVD 931 P 947 EX CKS | | 120 050 0048 00 21 | 1 | STD 0,50 |
| Motor CCZA | 1984 | 4 | 147 kW (200 PS) | BEETLE Cabriolet (5C7) 2.0 TSI | 12/12- | | | | | | | |
| Motor CCZA | 1984 | 4 | 147 kW (200 PS) | GOLF VI Variant (AJ5) 2.0 TSI | 07/09- | | | | | | | |
| Motor CCZA | 1984 | 4 | 147 kW (200 PS) | JETTA IV (162) 2.0 TSI | 12/10- | | | | | | | |
| Motor CCZA from 01.05.2011 | 1984 | 4 | 147 kW (200 PS) | SHARAN (7N) 2.0 TSI | 12/10- | | | | | | | |
| Motor CCZA from 01.05.2011 | 1984 | 4 | 147 kW (200 PS) | PASSAT CC (357) 2.0 TSI | 06/08- | | | | | | | |
| Motor CDAA | 1798 | 4 | 118 kW (160 PS) | CC (358) 1.8 TSI | 11/11- | | | | | | | |
| Motor CDAA | 1798 | 4 | 118 kW (160 PS) | PASSAT ALLTRACK (365) 1.8 TSI | 01/12- | | | | | | | |
| Motor CDAA | 1798 | 4 | 118 kW (160 PS) | PASSAT CC (357) 1.8 TSI | 06/08-11/10 | | | | | | | |
| Motor CDAA | 1798 | 4 | 118 kW (160 PS) | SHARAN (7N) 1.8 TSI | 11/11- | | | | | | | |
| Motor CDAA from 01.06.2011 | 1798 | 4 | 118 kW (160 PS) | PASSAT (362) 1.8 TSI | 08/10- | | | | | | | |
| Motor CDAA from 01.06.2011 | 1798 | 4 | 118 kW (160 PS) | PASSAT Variant (365) 1.8 TSI | 08/10- | | | | | | | |
| Motor CDAA from 01.06.2011 | 1798 | 4 | 118 kW (160 PS) | PASSAT Variant (3C5) 1.8 TSI | 05/07-10/11 | | | | | | | |
| Motor CDAB | 1798 | 4 | 112 kW (152 PS) | PASSAT ALLTRACK (365) 1.8 TSI | 01/12- | | | | | | | |
| Motor CHHA | 1984 | 4 | 169 kW (230 PS) | GOLF VII (5G1) 2.0 GTI | 04/13- | 82,500 | 1,20 1,20 2,00 | 910 IF NIT S PVD 931 P 947 EX NIT S | | 120 050 0049 00 21 | 1 | STD 0,50 |
| Motor CHHB | 1984 | 4 | 162 kW (220 PS) | GOLF VII (5G1) 2.0 GTI | 04/13- | | | | | | | |
| Motor CNTA | 1984 | 4 | 155 kW (210 PS) | GOLF VII (5G1) 2.0 TSI | 11/13- | | | | | | | |
| Motor CULA | 1984 | 4 | 132 kW (180 PS) | SCIROCCO (137, 138) 2.0 TSI | 11/13- | | | | | | | |
| Motor CULC | 1984 | 4 | 162 kW (220 PS) | SCIROCCO (137, 138) 2.0 TSI | 11/13- | | | | | | | |

|  | ccm |  |  |  |  |  |  |  |  |  |  | |
|--|------|---|---|---|---|--|---|---|---|---|---|-------------|
| Motor CAWB, CBFA, CCTA, CCZA, CCZB From 29.08.2015 Only with piston OE no. 06H 107 065 DM | 1984 | 4 | 147 kW - 155 kW (200-210 PS) | CC 2.0 TSI | 06/08- | 82,500 | 1,20 1,20 2,00 | 910 IF NIT S PVD 931 P 777 S PVD |  | 120 050 0055 00 21 | 1 | STD 0,50 |
| Motor CBFA, CCTA Only with piston OE no. 06H 107 065 DM | 1984 | 4 | 147 kW (200 PS) | GOLF VI 2.0 GTi | 06/07-11/13 | | | | | | | |
| Motor CCZA Only with piston OE no. 06H 107 065 DM | 1984 | 4 | 147 kW (200 PS) | SHARAN 2.0 TSI | 12/10- | | | | | | | |
| Motor CCZB Only with piston OE no. 06H 107 065 DM | 1984 | 4 | 155 kW (211 PS) | GOLF VI 2.0 GTi, GOLF VI Cabriolet 2.0 GTi | 11/11- | | | | | | | |
| Motor CCZB Only with piston OE no. 06H 107 065 DM | 1984 | 4 | 155 kW (210 PS) | PASSAT 2.0 TSI | 11/10-12/14 | | | | | | | |
| Motor CCZB Only with piston OE no. 06H 107 065 DM | 1984 | 4 | 155 kW (211 PS) | SCIROCCO 2.0 TSI | 11/09- | | | | | | | |
| Motor CCZB, CCZD, CCZC From 29.08.2015 Only with piston OE no. 06H 107 065 DM | 1984 | 4 | 125 kW - 155 kW (170-211 PS) | TIGUAN 2.0 TSI 4motion | 05/11- | | | | | | | |
| Motor CDA, CDAB From 28.08.2015 | 1798 | 4 | 112 kW - 118 kW (152-160 PS) | CC 1.8 TSI | 11/11- | | | | | | | |
| Motor CFPA Only with piston OE no. 06H 107 065 DM | 1984 | 4 | 118 kW (160 PS) | AMAROK 2.0 TSI | 12/10- | | | | | | | |
| Motor CJKA, CJKB From 29.08.2015 Only with piston OE no. 06H 107 065 DM | 1984 | 4 | 150 kW (204 PS) | TRANSPORTER 2.0 TSI, MULTIVAN 2.0 TSI | 05/11- | | | | | | | |
| Motor CZPB | 1998 | 4 | 140 kW (190 PS) | Arteon 2.0 TFSI | 05/17- | | | | | | | |



VOLKSWAGEN

Globally reliable

| | ccm | | | | | | | | | | | |
|---|------|---|--------------------|---|-------------|--------|----------------------|---|--|-----------------------------|---|---------------------|
| Motor AGE, ATX, ACK, APR, AQD, AMX, BBG, ATQ, ALG | 2771 | 6 | 142 kW (193 PS) | Passat 2.8 V6 | 08/96-11/00 | 82,500 | 1,20 1,50 2,00 | 910 IF NIT S 911 IF FE 777 NIT S | | 120 050 0042 00 15 21 | 1 | STD 0,25 0,50 |
| Motor APK, AQY till chassis no. 1J-3-900-000 | 1984 | 4 | 85 kW (115 PS) | BORA (1J2) 2.0 | 10/98-05/05 | | | | | | | |
| Motor APK, AQY till chassis no. 1J-3-900-000 | 1984 | 4 | 85 kW (115 PS) | GOLF IV (1J1) 2.0 | 07/98-06/06 | | | | | | | |
| Motor ATM till engine no. 017994 | 1984 | 4 | 85 kW (115 PS) | SHARAN (7M8, 7M9, 7M6) 2.0 | 09/95-03/10 | | | | | | | |
| Motor AXW, BLR, BLX, BLY, BVX, BVG, BVZ | 1984 | 4 | 110 kW (150 PS) | GOLF V (1K1) 2.0 FSI | 01/04-11/08 | | | | | | | |
| Motor AXW, BLR, BLX, BLY, BVG, BVZ | 1984 | 4 | 110 kW (150 PS) | TOURAN (1T1, 1T2) 2.0 FSI | 10/03-11/05 | | | | | | | |
| Motor AZH, AZG, AZJ | 1984 | 4 | 85 kW (115 PS) | BORA (1J2) 2.0 | 10/98-05/05 | | | | | | | |
| Motor AZH, AZG, AZJ, BEH | 1984 | 4 | 85 kW (115 PS) | GOLF IV 2.0 | 07/98-06/06 | | | | | | | |
| Motor AZJ, AQY, AEG, APK, BEJ, AZG, AVH to chassis no. 9C-3-610-500 to chassis no. 1C-3-410-256 | 1984 | 4 | 85 kW (115 PS) | NEW BEETLE (9C1, 1C1) 2.0 | 01/98- | | | | | | | |
| Motor BLR, BLY, BVG, BVZ | 1984 | 4 | 110 kW (150 PS) | GOLF PLUS (5M1, 521) 2.0 FSI | 05/05-06/08 | | | | | | | |
| Motor BLR, BLY, BVG, BVZ | 1984 | 4 | 110 kW (150 PS) | JETTA III (1K2) 2.0 FSI | 08/05-10/10 | | | | | | | |
| Motor BLR, BLY, BVG, BVZ | 1984 | 4 | 110 kW (150 PS) | PASSAT Variant (3C5) 2.0 FSI, PASSAT (3C2) 2.0 FSI | 08/05-11/10 | | | | | | | |
| Motor BLR, BLY, BVX | 1984 | 4 | 110 kW (150 PS) | PASSAT Variant (3C5) 2.0 FSI 4motion, PASSAT (3C2) 2.0 FSI 4motion | 09/05-11/10 | | | | | | | |
| Motor BPR, BPS | 2480 | 5 | 110 kW (150 PS) | NEW BEETLE Cabriolet (1Y7) 2.5, NEW BEETLE (9C1, 1C1) 2.5 | 07/05-09/10 | | | | | | | |
| Motor BVG, BVZ | 1984 | 4 | 110 kW (150 PS) | EOS (1F7, 1F8) 2.0 FSI | 03/06-05/08 | | | | | | | |
| Motor ALT | 1984 | 4 | 96 kW (130 PS) | PASSAT (3B3) 2.0 | 11/01-05/05 | 82,500 | 1,20 1,50 2,00 | 910 IF NIT S PVD 931 P 947 EX NIT S | | 120 050 0047 00 21 | 1 | STD 0,50 |
| Motor ALT | 1984 | 4 | 96 kW (130 PS) | PASSAT Variant (3B6) 2.0 | 11/01-05/05 | | | | | | | |
| Motor CAWA, CAWB, CCTA | 1984 | 4 | 125 kW (170 PS) | TIGUAN (5N_) 2.0 TFSI | 09/07- | | | | | | | |
| Motor CAWB till 30.05.2011 | 1984 | 4 | 147 kW (200 PS) | SCIROCCO (137) 2.0 TSI | 05/08-11/09 | | | | | | | |
| Motor CAWB, CCTA, CBFA till 30.05.2011 | 1984 | 4 | 147 kW (200 PS) | PASSAT CC (357) 2.0 TSI | 06/08- | | | | | | | |
| Motor CAWB, CCTA, CBFA, CCTA | 1984 | 4 | 147 kW (200 PS) | EOS (1F7, 1F8) 2.0 TFSI | 03/06- | | | | | | | |
| Motor CAWB, CCTA, CCTB | 1984 | 4 | 147 kW (200 PS) | PASSAT (3C2) 2.0 FSI | 07/05-07/10 | | | | | | | |
| Motor CBFA, CCTA | 1984 | 4 | 147 kW (200 PS) | BEETLE (5C1) 2.0 TSI | 04/11- | | | | | | | |
| Motor CBFA, CCTA | 1984 | 4 | 147 kW (200 PS) | GOLF V (1K1) 2.0 GTI | 10/04-02/09 | | | | | | | |
| Motor CBFA, CCTA | 1984 | 4 | 147 kW (200 PS) | JETTA IV (162) 2.0 TSI | 12/10- | | | | | | | |
| Motor CCTA | 1984 | 4 | 147 kW (200 PS) | GOLF V Variant (1K5) 2.0 | 06/07- | | | | | | | |
| Motor CCTA | 1984 | 4 | 147 kW (200 PS) | JETTA III (1K2) 2.0 TFSI | 10/05-10/10 | | | | | | | |
| Motor CDLC, CDLF, CDLG, CRZA | 1984 | 4 | 188 kW (256 PS) | GOLF VI (5K1) 2.0 R 4motion | 11/09-11/13 | | | | | | | |
| Motor CDLF | 1984 | 4 | 199 kW (270 PS) | GOLF VI (5K1) 2.0 R 4motion | 11/09-11/12 | | | | | | | |
| Motor AXX | 1984 | 4 | 147 kW (200 PS) | GOLF V (1K1) 2.0 GTI | 10/04-02/09 | 82,500 | 1,20 1,50 2,00 | 910 IF NIT S PVD 931 947 EX CKS | | 120 050 0050 00 21 | 1 | STD 0,50 |
| Motor AXX, BPY | 1984 | 4 | 147 kW (200 PS) | PASSAT (3C2) 2.0 FSI | 07/05-07/10 | | | | | | | |
| Motor AXX, BPY | 1984 | 4 | 147 kW (200 PS) | PASSAT Variant (3C5) 2.0 FSI | 08/05-11/10 | | | | | | | |
| Motor BWA, BPY | 1984 | 4 | 147 kW (200 PS) | JETTA III (1K2) 2.0 TFSI | 10/05-10/10 | | | | | | | |
| Motor 7A | 2309 | 5 | 125 kW (170 PS) | Audi 90, 100 | | 82,500 | 1,20 1,75 3,00 | 910 IF NIT S 931 FE 947 EX CR | | 120 050 0045 00 21 | 1 | STD 0,50 |









































| | ccm | | | | | | | | | | | |
|--|------|----|------------------------------------|---|-------------|--------|----------------------|---|--|-----------------------------|---|---------------------|
| Motor 3A | 2000 | 4 | | Audi 80, 90 | | 82,500 | 1,50 1,50 2,00 | 910 IF CR S 931 FE 777 CR S | | 120 050 0044 00 21 | 1 | STD 0,50 |
| Motor 1900E | 1847 | 4 | 83-98 kW (113-133 PS) | | | 82,500 | 1,50 1,75 3,00 | 910 IF CR S 931 FE 777 CR S | | 120 050 0043 00 15 21 | 1 | STD 0,25 0,50 |
| Motor 7A | 2309 | 5 | | Passat, Audi 80, 90, 100 | | | | | | | | |
| Dieselmotor CARA | 2967 | 6 | 171 kW (233 PS) | PHAETON (3D_) 3.0 V6 TDI 4motion | 06/07- | 83,000 | 1,75 2,00 3,00 | 910 CDS S 911 IF U CR 947 EX NIT S | | 120 050 0025 00 | 1 | STD |
| Dieselmotor CASA | 2967 | 6 | 176 kW (240 PS) | TOUAREG (7P5) 3.0 V6 TDI | 01/10- | | | | | | | |
| Dieselmotor CASA, CASC | 2967 | 6 | 176 kW (240 PS) | TOUAREG (7LA, 7L6, 7L7) 3.0 V6 TDI | 11/07-05/10 | | | | | | | |
| Dieselmotor CASB | 2967 | 6 | 155 kW (211 PS) | TOUAREG (7LA, 7L6, 7L7) 3.0 TDI | 04/06-05/10 | | | | | | | |
| Dieselmotor CASD | 2967 | 6 | 150 kW (204 PS) | TOUAREG (7P5) 3.0 V6 TDI | 01/10- | | | | | | | |
| Dieselmotor CATA | 2967 | 6 | 165 kW (225 PS) | TOUAREG (7LA, 7L6, 7L7) 3.0 V6 TDI | 11/04-05/10 | | | | | | | |
| Dieselmotor CATA | 2967 | 6 | 165 kW (225 PS) | TOUAREG (7P5) 3.0 V6 TDI | 06/10- | | | | | | | |
| Dieselmotor CEXA | 2967 | 6 | 176 kW (240 PS) | PHAETON (3D_) 3.0 V6 TDI | 11/08 | | | | | | | |
| Dieselmotor CJGD | 2967 | 6 | 180 kW (245 PS) | TOUAREG (7P5) 3.0 V6 TDI | 05/11- | 83,000 | 1,75 2,00 2,00 | 910 CDS S 911 IF U CR 947 EX NIT S | | 120 050 0030 00 | 1 | STD |
| Dieselmotor CJMA | 2967 | 6 | 150 kW (204 PS) | TOUAREG (7P5) 3.0 V6 TDI | 01/10- | | | | | | | |
| Dieselmotor CKDA | 4134 | 8 | 250 kW (340 PS) | TOUAREG (7P5) 4.2 V8 TDI | 01/10- | | | | | | | |
| Motor 124 | 1493 | 4 | | Käfer 1500, Transporter | | 83,000 | 2,00 2,00 4,00 | 911 P 930 FE 777 CR S | | 120 050 0007 00 21 29 | 1 | STD 0,50 1,00 |
| Motor 126 | 1493 | 4 | | | | | | | | | | |
| Motor 311 | 1493 | 4 | 32-39 kW (44-54 PS) | | | | | | | | | |
| Dieselmotor BKS | 2967 | 6 | 165 kW (225 PS) | TOUAREG (7LA, 7L6, 7L7) 3.0 V6 TDI | 11/04-05/10 | 83,000 | 2,00 2,00 3,00 | 910 IF CKS 911 IF U CR 947 EX NIT S | | 120 050 0022 00 | 1 | STD |
| Dieselmotor BMK | 2967 | 6 | 165 kW (224 PS) | PHAETON (3D_) 3.0 V6 TDI 4motion | 09/04- | | | | | | | |
| Dieselmotor BUN | 2967 | 6 | 155 kW (211 PS) | TOUAREG (7LA, 7L6, 7L7) 3.0 TDI | 04/06-05/10 | | | | | | | |
| Motor AZZ, AXJ, AYT, BDL, BFH, BKJ BDB, BHE, BAA, BKK, BKL, BML, BMV, BMX, BRK | 3189 | 6 | 162 - 177 kW 220 - 241 PS | Touareg, Beetle, Phaeton, Multivan, Golf | 02 - | 84,000 | 1,20 1,50 2,00 | 910 NIT S 931 P 777 NIT S | | 120 050 0077 00 | 1 | STD |
| Motor BAR Till chassis no. 7L-7-068-500 | 4163 | 8 | 231 kW - 257 kW (314-350 PS) | TOUAREG 4.2 FSI | 06/06-05/10 | 84,500 | 1,20 1,50 2,00 | 910 NIT S 931 P 777 NIT S | | 120 050 0074 00 | 1 | STD |
| Motor BAR From chassis no. 7L-7-068 501 Till chassis no. 7L-8-032 500 | 4163 | 8 | 231 kW - 257 kW (314-350 PS) | TOUAREG 4.2 FSI | 06/06-05/10 | 84,500 | 1,20 1,50 2,00 | 910 NIT S 931 P 947 EX NIT S | | 120 050 0076 00 | 1 | STD |
| Motor BHX, AXQ, BGH | 4172 | V8 | 228 - 246 kW 310 - 335 PS | Touareg 4.2 V8 Phaeton 4.2 V8 | 02- | 84,500 | 1,20 1,50 3,00 | 910 NIT S 931 P 947 EX NIT S | | 120 050 0078 00 | 1 | STD |
| Motor | 1584 | 4 | 32,5/35,5/ 37 kW (44/48/ 50 PS) | 181, Käfer 1200, 1303 (USA) | 67-07/79 | 85,500 | 1,75 2,00 | 911 FE 930 FE | | 120 050 0023 00 29 | 1 | STD 1,00 |
| Motor 211 | 1584 | 4 | 32,5/34/ 37 kW (44/46/ 50 PS) | 245, 247, 251, 253, 255, 261, Clipper, Industriemotor 126 A, Micro-Bus | Aug 79 | | 5,00 | 947 EX FE | | | | |
| Motor 211, AM | 1584 | 4 | 32,5/34/ 37 kW (44/46/ 50 PS) | Transporter 1600, 211, 231, 245, 247, 251, 253, 255, 261, Clipper, Industriemotor 126 A, Micro-Bus | 68-07/79 | | | | | | | |
| Motor 311, AD, AS | 1584 | 4 | 37 kW (50 PS) | 1200, 1300, 1303, 1500, T2 1600 | 68 - 79 | 85,500 | 2,00 2,00 5,00 | 911 FE 930 FE 777 CR S | | 120 050 0009 00 21 29 | 1 | STD 0,50 1,00 |
| Motor CH | 1984 | 4 | 55 kW (75 PS) | LT 28-281 CH, 283 CH, 285 CH, LT 31-281 CH, LT 35, LT 40 | 04/75-09/83 | 86,500 | 2,00 2,50 5,00 | 910 CR S 931 FE 947 EX | | 120 050 0024 00 21 29 | 1 | STD 0,50 1,00 |
| Motor W | 1679 | 4 | 59 kW (80 PS) | 411 E, 412 E, 914/4, (VW-Porsche) | 08/69-07/73 | 90,000 | 2,00 2,00 5,00 | 911 FE 930 FE 947 EX FE | | 120 050 0027 00 21 | 1 | STD 0,50 |
| Dieselmotor 2L | 2446 | 4 | 61 kW (83 PS) | Taro | 02/89- | 92,000 | 2,00 2,00 4,00 | 913 NIT S 911 CR P 947 EX NIT S | | 121 096 0089 00 | 4 | STD |



VOLKSWAGEN

Globally reliable















| | ccm | | | | | | | | | | | |
|---------------------------------------|------|---|--------------------------------|---------------------------------|-------------|---------|----------------------|-----------------------------------|--|-----------------------------|---|---------------------|
| Dieselmotor CG | 2710 | 4 | 48 kW (65 PS) | LT 28 D, LT 31 D, LT 35 D | 01/76-03/80 | 92,000 | 2,00 2,50 4,00 | 910 CR S 931 FE 947 EX CR | | 120 036 0020 00 21 29 | 1 | STD 0,50 1,00 |
| Motor AP | 1795 | 4 | 50 kW (68 PS) | T2 | 08/73-07/75 | 93,000 | 2,00 2,00 4,00 | 911 P 930 FE 947 EX FE | | 120 050 0028 00 21 29 | 1 | STD 0,50 1,00 |
| Motor AT | 1795 | 4 | 55 kW (75 PS) | 412, 914, | 08/73-07/74 | | | | | | | |
| Dieselmotor AGK, ATA, AUH, BCQ, | 2799 | 4 | 92 - 116 kW (125 - 158 PPS) | LT 28 D, LT 35 D, LT 46 D | 97 - | 93,000 | 2,50 2,00 3,00 | 914 CR 911 IW U P 947 EX CR | | 120 050 0071 00 | 1 | STD |
| Motor GB | 1957 | 4 | 74 kW (100 PS) | VW-Porsche, 914 2.0 | | 94,000 | 1,50 1,75 4,00 | 910 NIT S 911 FE 777 CR S | | 120 050 0081 00 21 | 1 | STD 0,50 |
| Motor DF, DG, DH, GW | 1915 | 4 | 44 - 66 kW 60 - 90 PS | T 2 | 82 - | 94,000 | 1,75 2,00 | 911 FE 930 FE | | 120 050 0026 00 21 | 1 | STD 0,50 |
| Motor GJ, GD, GE | 1970 | 4 | 51,5 kW 70 PS | T 2 | 75-82 | | 4,00 | 947 EX FE | | 29 | | 1,00 |
| Motor DJ, MV, SS, SR | 2109 | 4 | 64 - 82 kW (87 - 112 PS) | T2 Syncro, Caravelle | 85-92 | 94,000 | 1,75 2,00 3,50 | 910 CR 930 FE 946 EX P | | 120 050 0037 00 | 1 | STD |
| Dieselmotor D 0824, GF | 4580 | 4 | 75 kW 102 PS | 126 A | 94 - | 102,000 | 2,50 2,50 | 910 CR 911 FE | | 120 031 0018 00 | 1 | STD |
| Dieselmotor D 0826.F, GF, OH | 5687 | 6 | 110 kW (150 PS) | F 90, G 90, M 90 | 87 - | | 4,00 | 947 EX CR | | | | |













|  | ccm |  |  |  |  |  |  |  |  |  |  | |
|---|------|---|---|--|---|--|---|---|---|---|---|---------------------|
| Motor B 10 E | 1108 | 4 | 33 kW (45 PS) | 66 DL | 75-81 | 70,000 | 1,75 2,00 3,50 | 910 IF CR S 930 FE 777 CR S |  | 120 038 0007 00 | 1 | STD |
| Motor B 13 E | 1289 | 4 | 42 kW (57 PS) | 66 GL | 75-81 | 73,000 | 1,75 2,00 4,00 | 910 CR S 911 FE 777 CR S |  | 120 038 0008 00 | 1 | STD |
| Dieselmotor D 4162 T | 1560 | 4 | 84 kW (115 PS) | C30 1.6 D2 | 10/10-12/12 | 75,000 | 2,50 1,95 2,00 | 922 CKS 931 P 947 EX CKS |  | 120 037 0061 00 21 | 1 | STD 0,50 |
| Dieselmotor D 4162 T | 1560 | 4 | 84 kW (115 PS) | S40 II (MS) 1.6 D2 | 10/10- | | | |  | | | |
| Dieselmotor D 4162 T | 1560 | 4 | 84 kW (114 PS) | S60 II DRIVe / D2 | 01/11- | | | |  | | | |
| Dieselmotor D 4162 T | 1560 | 4 | 84 kW (114 PS) | S80 II (AS) 1.6 DRIVe | 06/11- | | | |  | | | |
| Dieselmotor D 4162 T | 1560 | 4 | 84 kW (114 PS) | V40 Schrägheck D2 | 03/12- | | | |  | | | |
| Dieselmotor D 4162 T | 1560 | 4 | 84 kW (114 PS) | V50 (MW) 1.6 D2 | 01/10- | | | |  | | | |
| Dieselmotor D 4162 T | 1560 | 4 | 84 kW (115 PS) | V60 1.6 DRIVe | 06/11- | | | |  | | | |
| Dieselmotor D 4162 T | 1560 | 4 | 84 kW (114 PS) | V70 III (BW) 1.6 DRIVe / D2 | 06/11- | | | |  | | | |
| Motor B 14 | 1397 | 4 | 46/51 kW (63/70 PS) | 340 | 82- | 76,000 | 1,75 2,00 4,00 | 910 IF CR S 931 FE 777 CR S |  | 120 038 0010 00 | 1 | STD |
| Motor B 14 OE | 1397 | 4 | 51,5 kW (70 PS) | 343, 345 | 76-82 | | | |  | | | |
| Dieselmotor D 24 | 2383 | 6 | 60,5 kW (82 PS) | 240, 244, 245, 740 | 79- | 76,500 | 1,75 2,00 3,00 | 910 CR S 911 IF U 947 EX CR |  | 120 050 0029 00 21 29 | 1 | STD 0,50 1,00 |
| Dieselmotor D 24 TD | 2383 | 6 | 80-90 kW (109-122 PS) | 760, 940, 945, 960 | 82- | | | |  | | | |
| Dieselmotor D 24 TD/TIC | 2383 | 6 | 85-95 kW (116-129 PS) | 780, 960, 980 | 88- | | | |  | | | |
| Dieselmotor D 16 | 1596 | 4 | 39,5/ 40,5 kW (54/55 PS) | 340, 360 | 84- | 78,000 | 2,00 2,00 3,00 | 910 CR S 911 FE 947 EX CR |  | 120 038 0028 00 21 | 1 | STD 0,50 |
| Dieselmotor D 16 | 1596 | 4 | 40,5 kW (55 PS) | 340, 360 | 85- | | | |  | | | |
| Motor B 4164 T | 1596 | 4 | 132 kW (180 PS) | S60 II T4, S80 II (AS) T4, V40 T4, V40 T4 GTDi, V60 T4, V70 III (BW) T4 | 04/10- | 79,000 | 1,20 1,20 2,00 | 910 NIT S PVD 931 FE S 777 NIT S |  | 120 021 0071 00 21 | 1 | STD 0,50 |
| Motor B 4164 T2 | 1596 | 4 | 132 kW (180 PS) | S60 II T4F, S80 II (AS) T4F, V60 T4F, V70 III (BW) 1.6 T4F | 01/11- | | | |  | | | |
| Motor B 4164 T3 | 1596 | 4 | 110 kW (150 PS) | S60 II T3, V40 T3 GTDi, V60 T3 | 04/10- | | | |  | | | |
| Motor B 4164 T4 | 1596 | 4 | 88 kW (120 PS) | V40 T2 GTDi | 03/13-12/15 | | | |  | | | |
| Dieselmotor F8Q | 1870 | 4 | 66 kW 90 PS | 440, 460 1.9 Li TD | 94 - 97 | 80,000 | 2,50 2,00 3,00 | 914 CR 911 FE 947 EX CR |  | 120 038 0035 00 21 | 1 | STD 0,50 |
| Dieselmotor D 4192 T | 1870 | 4 | 66 kW 89 PS | S 40 1.9TD Rectangular ring | 95 - 99 | 80,000 | 2,50 2,00 3,00 | 910 IF CR 911 IF U P 947 EX CR |  | 120 051 0019 00 | 1 | STD |
| Dieselmotor D 4192 T | 1870 | 4 | 66 kW 89 PSps | S 40 1.9TD Keystone ring | 95 - 99 | 80,000 | 2,50 2,00 3,00 | 914 CR 911 IF U P 947 EX CR |  | 120 051 0022 00 | 1 | STD |
| Motor B 5204 T2 | 1984 | 5 | 132 kW 180 PS | 850, C70, S 70, V 70 | 97 - | 81,000 | 1,20 1,50 2,50 | 910 NIT S 931 P 777 NIT S |  | 120 051 0021 00 20 | 1 | STD 0,40 |
| Motor B 5204 FT | 1984 | 5 | 132 kW (179 PS) | S 70, V 70 (I) | 96-04/98 | 81,000 | 1,20 1,75 3,00 | 910 IF NIT S 931 P 777 CR S |  | 120 051 0015 00 | 1 | STD |
| Motor B 5204 S | 1984 | 5 | 93 kW (126 PS) | S 40, V 40 (I) | 96- | | | |  | | | |
| Motor B 6254 S/G | 2473 | 6 | 125 kW (170 PS) | 960 | 95- | | | |  | | | |
| Motor B 5234 FT | 2319 | 5 | 166 kW (225 PS) | 850 T5 | 93-97 | 81,000 | 1,50 1,75 3,00 | 910 IF CR S 931 P 777 CR S |  | 120 051 0018 00 | 1 | STD |
| Motor B 5234 FT | 2319 | 5 | 166 kW (225 PS) | S 70 | 96- | | | | | | | |



VOLVO

Globally reliable

|  | ccm |  |  |  |  |  |  |  |  |  |  | |
|---|------|---|---|---|---|--|---|---|---|---|---|-----|
| Motor B 172 K, B 18 KP/KPD | 1721 | 4 | 60,5/64/ 66 kW (82/87/ 90 PS) | 340, 360, 440, 460, 480 | 85- | 81,000 | 1,75 2,00 3,00 | 910 IF CR S 911 P 777 CR S |    | 120 038 0029 00 | 1 | STD |
| Motor B 18 E/ED/F, F 3 N-230 | 1721 | 4 | 70 kW (95 PS) | 480 | 88-94 | | | | | | | |
| Motor B 18 E/ED/F, F 3 N-230 | 1721 | 4 | 70 kW (95 PS) | 440 | 89-94 | | | | | | | |
| Motor B 18 E/ED/F/ EP/FP, F 3 N-230 | 1721 | 4 | 75/80 kW (102/109 PS) | 480, 440, 460 | 86-92 | | | | | | | |
| Motor B 18 KP | 1721 | 4 | 66 kW (90 PS) | 440 | 88- | | | | | | | |
| Motor B 18 KPD | 1721 | 4 | 64 kW (87 PS) | 440 | 88- | | | | | | | |
| Motor F 3 N | 1721 | 4 | 55/70 kW (75/95 PS) | 340, 360 | 87- | | | | | | | |





















|  | ccm |  |  |  |  |  |  |  |  |  |  | |
|---|------|---|---|---|---|--|---|---|---|---|---|-------------|
| Dieselmotor D 5244 T till engine no. 327250 | 2401 | 5 | 120 kW (163 PS) | S60 I 2.4 D5 | 07/01-04/10 | 81,000 | 2,00 1,75 3,00 | 910 CKS 911 IFU MO 947 EX NIT S |  | 120 051 0001 00 21 | 1 | STD 0,50 |
| Dieselmotor D 5244 T till engine no. 327250 | 2401 | 5 | 120 kW (163 PS) | S80 I (TS, XY) 2.4 D5 | 08/01-07/06 | | | | | | | |
| Dieselmotor D 5244 T till engine no. 327250 | 2400 | 5 | 120 kW (163 PS) | S80 II (AS) 2.4 D | 03/06- | | | | | | | |
| Dieselmotor D 5244 T till engine no. 327250 | 2401 | 5 | 120 kW (163 PS) | V70 II (SW) 2.4 D5 | 08/01-08/07 | | | | | | | |
| Dieselmotor D 5244 T till engine no. 327250 | 2401 | 5 | 120 kW (163 PS) | V70 II (SW) 2.4 D5 AWD | 03/03-08/07 | | | | | | | |
| Dieselmotor D 5244 T till engine no. 327250 | 2401 | 5 | 120 kW (163 PS) | XC70 CROSS COUNTRY 2.4 D5 XC AWD | 09/02-08/07 | | | | | | | |
| Dieselmotor D 5244 T till engine no. 327250 | 2401 | 5 | 120 kW (163 PS) | XC90 I D5 | 10/02- | | | | | | | |
| Dieselmotor D 5244 T18 till engine no. 327250 | 2400 | 5 | 147 kW (200 PS) | XC90 I D5 | 01/11- | | | | | | | |
| Dieselmotor D 5244 T2 till engine no. 327250 | 2401 | 5 | 96 kW (130 PS) | S60 I 2.4 D | 12/01-04/10 | | | | | | | |
| Dieselmotor D 5244 T2 till engine no. 327250 | 2401 | 5 | 96 kW (131 PS) | S80 I (TS, XY) 2.4 D | 10/01-07/06 | | | | | | | |
| Dieselmotor D 5244 T2 till engine no. 327250 | 2401 | 5 | 96 kW (131 PS) | V70 II (SW) 2.4 D | 12/01-08/07 | | | | | | | |
| Dieselmotor D 5244 T2 till engine no. 327250 | 2401 | 5 | 120 kW (163 PS) | V70 II (SW) 2.4 D5 AWD | 03/03-08/07 | | | | | | | |
| Dieselmotor D 5244 T4 till engine no. 327250 | 2401 | 5 | 136 kW (185 PS) | S60 I 2.4 D5 | 09/05-04/10 | | | | | | | |
| Dieselmotor D 5244 T4 till engine no. 327250 | 2401 | 5 | 136 kW (185 PS) | V70 II, III (SW, BW) 2.4 D5 (AWD) | 12/05- | | | | | | | |
| Dieselmotor D 5244 T4 till engine no. 327250 | 2401 | 5 | 136 kW (185 PS) | XC70 CROSS COUNTRY 2.4 D5 AWD | 12/05-08/07 | | | | | | | |
| Dieselmotor D 5244 T4 till engine no. 327250 | 2400 | 5 | 136 kW (185 PS) | XC70 II D5 AWD | 08/07- | | | | | | | |
| Dieselmotor D 5244 T4 till engine no. 327250 | 2401 | 5 | 136 kW (185 PS) | XC90 I D5 | 05/06- | | | | | | | |
| Dieselmotor D 5244 T5 till engine no. 327250 | 2400 | 5 | 120 kW (163 PS) | S60 I 2.4 D | 09/05-01/09 | | | | | | | |
| Dieselmotor D 5244 T5 till engine no. 327250 | 2401 | 5 | 120 kW (163 PS) | V70 II, III (SW, BW) 2.4 D5 (AWD) | 08/01- | | | | | | | |
| Dieselmotor D 5244 T5 till engine no. 327250 | 2401 | 5 | 120 kW (163 PS) | XC90 I D3 / D5 | 04/09- | | | | | | | |
| Dieselmotor D 5244 T7 till engine no. 327250 | 2401 | 5 | 93 kW (126 PS) | S60 I 2.4 D | 09/05-04/10 | | | | | | | |
| Dieselmotor D 5244 T7 till engine no. 327250 | 2400 | 5 | 93 kW (126 PS) | V70 II (SW) 2.4 D | 05/05-08/07 | | | | | | | |



VOLVO

Globally reliable

| | ccm | | | | | | | | | | | |
|---|------|---|-----------------|--|------------------|--------|----------------------|--|--|-----------------------|---|-------------|
| Dieselmotor D 5244 T from engine no. 327251 | 2401 | 5 | 120 kW (163 PS) | S60 I 2.4 D5 | 07/01-04/10 | 81,000 | 2,00 1,75 2,00 | 910 IF CKS S 911 IFU MO 947 EX NIT S | | 120 051 0002 00 21 | 1 | STD 0,50 |
| Dieselmotor D 5244 T from engine no. 327251 | 2401 | 5 | 120 kW (163 PS) | S80 I (TS, XY) 2.4 D5 | 08/01 - 07/06 | | | | | | | |
| Dieselmotor D 5244 T from engine no. 327251 | 2400 | 5 | 120 kW (163 PS) | S80 II (AS) 2.4 D | 03/06- | | | | | | | |
| Dieselmotor D 5244 T from engine no. 327251 | 2401 | 5 | 120 kW (163 PS) | V70 II (SW) 2.4 D5 | 08/01-08/07 | | | | | | | |
| Dieselmotor D 5244 T from engine no. 327251 | 2401 | 5 | 120 kW (163 PS) | V70 II (SW) 2.4 D5 AWD | 03/03-08/07 | | | | | | | |
| Dieselmotor D 5244 T from engine no. 327251 | 2401 | 5 | 120 kW (163 PS) | XC70 CROSS COUNTRY 2.4 D5 XC AWD | 09/02-08/07 | | | | | | | |
| Dieselmotor D 5244 T from engine no. 327251 | 2401 | 5 | 120 kW (163 PS) | XC90 I D5 | 10/02- | | | | | | | |
| Dieselmotor D 5244 T18 from engine no. 327251 | 2400 | 5 | 147 kW (200 PS) | XC90 I D5 | 01/11- | | | | | | | |
| Dieselmotor D 5244 T2 from engine no. 327251 | 2401 | 5 | 96 kW (130 PS) | S60 I 2.4 D | 12/01-04/10 | | | | | | | |
| Dieselmotor D 5244 T2 from engine no. 327251 | 2401 | 5 | 96 kW (131 PS) | S80 I (TS, XY) 2.4 D | 10/01-07/06 | | | | | | | |
| Dieselmotor D 5244 T2 from engine no. 327251 | 2401 | 5 | 96 kW (131 PS) | V70 II (SW) 2.4 D | 12/01-08/07 | | | | | | | |
| Dieselmotor D 5244 T2 from engine no. 327251 | 2401 | 5 | 120 kW (163 PS) | V70 II (SW) 2.4 D5 AWD | 03/03-08/07 | | | | | | | |
| Dieselmotor D 5244 T4 from engine no. 327251 | 2401 | 5 | 136 kW (185 PS) | S60 I 2.4 D5 | 09/05-04/10 | | | | | | | |
| Dieselmotor D 5244 T4 from engine no. 327251 | 2401 | 5 | 136 kW (185 PS) | V70 II, III (SW, BW) 2.4 D5 (AWD) | 12/05- | | | | | | | |
| Dieselmotor D 5244 T4 from engine no. 327251 | 2401 | 5 | 136 kW (185 PS) | XC70 CROSS COUNTRY 2.4 D5 AWD | 12/05-08/07 | | | | | | | |
| Dieselmotor D 5244 T4 from engine no. 327251 | 2400 | 5 | 136 kW (185 PS) | XC70 II D5 AWD | 08/07- | | | | | | | |
| Dieselmotor D 5244 T4 from engine no. 327251 | 2401 | 5 | 136 kW (185 PS) | XC90 I D5 | 05/06- | | | | | | | |
| Dieselmotor D 5244 T5 from engine no. 327251 | 2400 | 5 | 120 kW (163 PS) | S60 I 2.4 D | 09/05-01/09 | | | | | | | |
| Dieselmotor D 5244 T5 from engine no. 327251 | 2401 | 5 | 120 kW (163 PS) | V70 II, III (SW, BW) 2.4 D5 (AWD) | 08/01- | | | | | | | |
| Dieselmotor D 5244 T5 from engine no. 327251 | 2401 | 5 | 120 kW (163 PS) | XC90 I D3 / D5 | 04/09- | | | | | | | |
| Dieselmotor D 5244 T7 from engine no. 327251 | 2401 | 5 | 93 kW (126 PS) | S60 I 2.4 D | 09/05-04/10 | | | | | | | |
| Dieselmotor D 5244 T7 from engine no. 327251 | 2400 | 5 | 93 kW (126 PS) | V70 II (SW) 2.4 D | 05/05-08/07 | | | | | | | |



























|  | ccm |  |  |  |  |  |  |  |  |  |  | |
|---|------|---|---|--|---|--|---|---|---|---|---|-------------|
| Dieselmotor D 5204 T | 1984 | 5 | 130 kW (177 PS) | V50 (MW) D4, S40 II (MS) D4, C70 II Cabriolet D4, C30 D4 | 10/10-06/13 | 81,000 | 2,00 1,75 2,00 | 910 IF CKS S 911 IF U.P. 947 EX NIT S |  | 120 051 0004 00 21 | 1 | STD 0,50 |
| Dieselmotor D 5204 T2, D 5204 T3 | 1984 | 5 | 120 kW (163 PS) | S60 II D3, S80 II (AS) D3 / D4, V60 D3 / D4, V70 III (BW) D3 / D4, XC60 D3 / D4, XC70 II D3, S60 II D4 | 01/10- | | | | | | | |
| Dieselmotor D 5204 T4 | 1984 | 5 | 130 kW (177 PS) | V40 Schrägheck D4 | 03/12- | | | | | | | |
| Dieselmotor D 5204 T5 | 1984 | 5 | 110 kW (150 PS) | C70 II Cabriolet D3, C30 D3, V50 (MW) D3, S40 II (MS) D3 | 10/10-06/13 | | | | | | | |
| Dieselmotor D 5204 T6 | 1984 | 5 | 110 kW (150 PS) | V40 Schrägheck D3 | 03/12-03/15 | | | | | | | |
| Dieselmotor D 5204 T7 | 1984 | 5 | 100 kW (136 PS) | XC60 D3, V70 III (BW) D3, S80 II (AS) D3, V60 D3, S60 II D3 | 03/10- | | | | | | | |
| Dieselmotor B 5252 F | 2435 | 5 | 103 kW (140 PS) | 850 GLE | 93- | 82,700 | 1,20 1,50 2,50 | 910 IF NIT S 931 P 777 NIT S |  | 120 038 0047 00 | 1 | STD |
| Motor B 18 U | 1794 | 4 | 66 kW (90 PS) | 440, 460 | 92-96 | | | | | | | |
| Motor B 20 F | 1998 | 4 | 81 kW (110 PS) | 460 | 93-96 | | | | | | | |
| Motor F7R | 1998 | 4 | 108 - 110 kW 147 - 150 PS | 440, 460 | | | | | | | | |
| Motor B 18 U | 1794 | 4 | 66 kW (90 PS) | 440, 460 | 92-96 | 82,700 | 1,50 1,75 3,00 | 910 IF CR S 911 P 777 CR S |  | 120 038 0041 00 21 | 1 | STD 0,50 |
| Motor B 20 F | 1998 | 4 | 81 kW (110 PS) | 460 | 93-96 | | | | | | | |
| Motor F7R | 1994 | 4 | | 440, 460 | | | | | | | | |
| Motor B 4184 S | 1783 | 4 | 85 kW (116 PS) | S 40 I 1.8, V 40 | 95 - 99 | 83,000 | 1,20 1,50 2,50 | 910 IF NIT S 931 P 777 NIT S |  | 120 051 0020 00 20 | 1 | STD 0,40 |
| Motor B 4204 S + T | 1948 | 4 | 100 kW (136 PS) | S 40 I 2.0 V 40 I 2.0 | 95 - 99 | | | | | | | |
| Motor B 5234 T2 | 2319 | 5 | 177 kW (241 PS) | S 70 T5, V 70 T5 | | | | | | | | |
| Motor B 5254 T | 2435 | 5 | 142 - 154 kW (193 - 210 PS) | 850 GLE, SE, GLT C 70, S 70, V 70 2.4 Turbo | 96 - 02 | | | | | | | |
| Motor B 5252 F | 2435 | 5 | 103 kW (140 PS) | 850 GLE | 93- | 83,000 | 1,20 1,75 3,00 | 910 IF NIT S 931 FE 777 CR S |  | 120 051 0016 00 20 | 1 | STD 0,40 |
| Motor N 2P 25 FS, B 5254 F | 2500 | 5 | 125 kW (170 PS) | 850 GLT | 92- | | | | | | | |
| Motor B 5252 | 2435 | 5 | 105 kW 143 PS | 440, 460, 480, 850, 960 | 91 - 94 | 83,000 | 1,50 1,75 3,00 | 910 IF CR S 931 FE 777 CR S |  | 120 051 0005 00 20 | 1 | STD 0,40 |
| Motor B 6304 F + G | 2922 | 6 | 150 kW 204 PS | 960, S 90, V 90 | 90 - 98 | | | | | | | |
| Motor B 18 A | 1780 | 4 | 55 kW (75 PS) | PV 544, Amazon, P 121, P 131 | | 84,140 | 2,00 2,00 4,74 | 910 CR 930 FE 947 |  | 120 051 0008 00 | 1 | STD |
| Motor B 18 B | 1780 | 4 | 79,5 kW (108 PS) | P 1800 | 62-69 | | | | | | | |
| Motor B 18 D | 1780 | 4 | 66 kW (90 PS) | PV 544, Amazon, P 122 S, P 132, P 210, P 221 | 61- | | | | | | | |
| Motor B 4204 T7 2nd ring height 1,20 | 1999 | 4 | 177 kW (241 PS) | S60 II T5, S60 II T5 R-Design, S80 II (AS) T5, V60 T5, V60 T5 R-Design, V70 III (BW) T5, XC60 Kombi T5, XC60 T5, XC60 T5 Confort | 01/10- | 87,500 | 1,20 1,20 2,00 | 910 NIT S 931 P 777 NIT S |  | 120 021 0073 00 21 | 1 | STD 0,50 |
| Motor B 4204 T7 2nd ring height 1,50 | 1999 | 4 | 177 kW (241 PS) | S60 II T5, S60 II T5 R-Design, S80 II (AS) T5, V60 T5, V60 T5 R-Design, V70 III (BW) T5, XC60 Kombi T5, XC60 T5, XC60 T5 Confort | 01/10- | 87,500 | 1,20 1,50 2,00 | 910 NIT S 931 P 947 EX NIT S |  | 120 021 0074 00 21 | 1 | STD 0,50 |



VOLVO

Globally reliable

| | ccm | | | | | | | | | | | |
|------------------------------------|------|----|------------------------------------|--|----------|--------|----------------------|---------------------------------------|--|-----------------|---|-----------------------------|
| Motor B 27 A | 2664 | V6 | 92 kW (125 PS) | 264 | | 88,000 | 1,50 2,00 4,00 | 910 IF CR S 911 FE 777 CR S | | 120 037 0007 00 | 1 | STD |
| Motor B 27 E | 2664 | V6 | 109 kW (148 PS) | 262, 264, 265 | 79-81 | | | | | | | |
| Motor B 27 E | 2664 | V6 | 103 kW (140 PS) | 264, 265 | 74-79 | | | | | | | |
| Motor B 200 ET | 1986 | 4 | 118 kW (160 PS) | 360 | 85- | 88,900 | 1,75 1,75 3,50 | 910 IF CR S 931 FE 947 EX P | | 120 051 0006 00 | 1 | STD 0,15 0,30 |
| Motor B 200 K | 1986 | 4 | 75 kW (102 PS) | 240, 360 | 84- | | | | | | | |
| Motor B 200 K | 1986 | 4 | 75 kW (102 PS) | 360 | | | | | | | | |
| Motor B 200, K E | 1986 | 4 | 84,5/86 kW (115/117 PS) | 360 | 84- | | | | | | | |
| Motor B 204 FT | 1991 | 4 | 140 kW (190 PS) | 940 | 02/89-92 | | | | | | | |
| Motor B 204 FT | 1991 | 4 | 140 kW (190 PS) | 960 | 90-94 | | | | | | | |
| Motor B 19 A | 1985 | 4 | 66/71 kW (90/97 PS) | 242, 244, 245 | 08/76-83 | 88,900 | 1,75 2,00 4,00 | 910 IF CR S 930 FE 947 EX | | 120 051 0009 00 | 1 | STD 0,15 0,30 0,40 |
| Motor B 19 E | 1985 | 4 | 73,5/84,5/ 86 kW (100/115/ 117 PS) | 242, 244, 245, 360 | 08/76-77 | | | | | | | |
| Motor B 20 A | 1985 | 4 | 60,5 kW (82 PS) | | | | | | | | | |
| Motor B 20 B | 1985 | 4 | 73,5 kW (100 PS) | | | | | | | | | |
| Motor B 20 E | 1985 | 4 | 91,5 kW (124 PS) | 142, 144, 145, C 202 | 08/73-74 | | | | | | | |
| Motor B 20 E | 1985 | 4 | 91,5 kW (124 PS) | 242, 244, 245 | 08/74- | | | | | | | |
| Motor B 20 A | 1991 | 4 | 60,5 kW (82 PS) | | | 88,900 | 2,00 2,00 4,74 | 910 CR S 930 FE 947 P | | 120 051 0003 00 | 1 | STD |
| Motor B 20 B | 1985 | 4 | 73,5 kW (100 PS) | | | | | | | | | |
| Motor B 20 E/F | 1985 | 4 | 91,5 kW (124 PS) | | | | | | | | | |
| Motor B 30 E | 2978 | 6 | 117,5 kW (160 PS) | 142, 144, 145, 1800 S, 160, 164, 165, 166, 142 E, 144 E, 164 E | 68-08/73 | | | | | | | |
| Motor B 28 A/F | 2849 | V6 | 97 kW (132 PS) | 264, 265, 760, 780 (USA) | 81-90 | 91,000 | 1,50 2,00 4,00 | 910 IF CR S 911 IF FE 947 EX CR | | 120 037 0034 00 | 1 | STD |
| Motor B 28 E | 2849 | V6 | 114/125 kW (155/170 PS) | 262, 264, 265, 760, 780 | 80-90 | | | | | | | |
| Motor B 21 A | 2127 | 4 | 73,5/ 78,5 kW (100/107 PS) | 240, 242, 244, 245 | 79-84 | 92,000 | 1,75 2,00 4,00 | 910 IF CR 931 FE 777 NIT S | | 120 051 0010 00 | 1 | STD 0,50 1,00 |
| Motor B 21 A | 2127 | 4 | 71/73,5 kW (97/100 PS) | 242, 244, 245 | 74-78 | | | | | | | |
| Motor B 21 E | 2127 | 4 | 79/90,5 kW (108/123 PS) | 242, 244, 245 | 74-83 | | | | | | | |
| Motor B 21 E | 2127 | 4 | 76 kW (103 PS) | 242, 244, 245 (USA) | 79-80 | | | | | | | |
| Motor B 21 ET | 2127 | 4 | 114 kW (155 PS) | 240, 244, 245 | | | | | | | | |
| Motor B 21 F | 2127 | 4 | 72 kW (98 PS) | 242, 244, 245 | 79-84 | | | | | | | |
| Motor B 21 FT/FTI | 2127 | 4 | 105 kW (143 PS) | 244 (USA) | 80- | | | | | | | |
| Motor B21 | 2127 | 4 | 71-114 kW (97-155 PS) | 242, 244, 245 | | 92,000 | 2,00 2,00 4,00 | 910 IF CR S 931 FE 946 EX | | 120 051 0011 00 | 1 | STD |
| Dieselmotor MD 40 A | 3600 | 6 | 30-59 kW (42-80 PS) | Marinemotor | 78- | 92,000 | 2,50 2,50 4,00 | 914 CR 931 FE 947 EX CR | | 120 051 0014 00 | 1 | STD |
| Dieselmotor TAMD 40 A/B, AQAD 40 A | 3600 | 6 | 114 kW (155 PS) | Marinemotor | 78- | | | | | | | |
| Dieselmotor TD 40/A | 3600 | 6 | 92 kW (125 PS) | F 406, F 408 | 78-85 | | | | | | | |
| Dieselmotor TD 41 G | 3600 | 6 | 92 kW (129 PS) | F 407, F 408 | 85-88 | | | | | | | |
| Dieselmotor TMD 40 A | 3600 | 6 | 67-91 kW (91-124 PS) | Marinemotor | 78- | | | | | | | |
| Dieselmotor TMD 40 B/C | 3600 | 6 | 100 kW (136 PS) | Marinemotor | 78- | | | | | | | |
| Dieselmotor MD 31, MD 31 A | 2390 | 4 | 46 kW (62 PS) | Marinemotor | 86- | 92,000 | 2,50 2,50 4,00 | 914 CR 911 P 947 EX CR | | 120 051 0017 00 | 1 | STD |













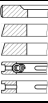



|  | ccm |  |  |  |  |  |  |  |  |  |  | |
|---|------|---|---|---|---|--|---|---|---|---|---|------|
| Motor 151 A | 2489 | 4 | 110 kW (150 PS) | Marinemotor | 85- | 96,000 | 1,75 | 910 IF CR |  | 120 051 0013 00 | 1 | STD |
| Motor 171 | 2316 | 4 | 125 kW (170 PS) | Marinemotor | 85- | | 1,75 | 931 FE |  | 17 | | 0,30 |
| Motor B 230 | 2316 | 4 | 82,5/86 kW (112/117 PS) | 740 | 86- | | 3,50 | 777 CR S |  | 23 | | 0,60 |
| Motor B 230 A/K | 2316 | 4 | 81-86 kW (110-117 PS) | 240, 740 | | | | | | | | |
| Motor B 230 E | 2316 | 4 | 96/98 kW (131/133 PS) | 240, 740, 760 | 05/84- | | | | | | | |
| Motor B 230 ET | 2316 | 4 | 134 kW (182 PS) | 760 Turbo | 05/84- | | | | | | | |
| Motor B 230 F | 2316 | 4 | 90 kW (122,5 PS) | 240, 740, 760, (USA) | 05/84- | | | | | | | |
| Motor B 230 F/FB/FF/ FD/GS/FS/FDI | 2316 | 4 | 85,5/96 kW (116/130 PS) | 240 | 89-91 | | | | | | | |
| Motor B 230 F/FB/FF/ FD/GS/FS/FDI | 2316 | 4 | 85,5/96 kW (116/130 PS) | 740, 760 | 89- | | | | | | | |
| Motor B 230 F/FB/FF/ FD/GS/FS/FDI | 2316 | 4 | 85,5/96 kW (116/130 PS) | 940 | 92-95 | | | | | | | |
| Motor B 230 FT | 2316 | 4 | 121 kW (165 PS) | 740, 760, 940 | 90- | | | | | | | |
| Motor B 230 FT/GT | 2316 | 4 | 120 kW (163 PS) | 760 Turbo, (USA) | 05/84- | | | | | | | |
| Motor B 234 F | 2316 | 4 | 114 kW (155 PS) | 740 GL 16 V | 91- | | | | | | | |
| Motor B 234 F | 2316 | 4 | 117 kW (159 PS) | 740 GL 16 V | 88-90 | | | | | | | |
| Motor B 23 A | 2316 | 4 | 82,5/84 kW (112/114 PS) | 240, 244, 245, 760 | 81-84 | 96,000 | 1,75 | 910 IF CR |  | 120 051 0012 00 | 1 | STD |
| Motor B 23 A | 2316 | 4 | 77 kW (104,5 PS) | 244 | 81-84 | | 2,00 | 931 FE |  | 17 | | 0,30 |
| Motor B 23 E | 2316 | 4 | 95-103 kW (129-140 PS) | 240, 244, 740 | 79-05/84 | | 4,00 | 777 CR S |  | 23 | | 0,60 |
| Motor B 23 ET | 2316 | 4 | 127 kW (173 PS) | 760 Turbo | 82-84 | | | | | | | |
| Motor B 23 F | 2316 | 4 | 90 kW (122,5 PS) | 240, 760, (USA) | 84- | | | | | | | |
| Motor B 23 FT | 2316 | 4 | 115 kW (156,5 PS) | 760 Turbo (USA) | 82-05/84 | | | | | | | |
| Motor B 23 Sportversion | | 4 | | | | | | | | | | |
| Motor B 230 FT | 2316 | 4 | 120 kW (163 PS) | 760 Turbo, (USA) | -0,05952381 | | | | | | | |
| Motor MB 23 | 2316 | 4 | 101 kW (137,5 PS) | Marinemotor | 78- | | | | | | | |
| Dieselmotor D 60 | 5480 | 6 | 84-88,5 kW (115-120 PS) | Traktor B 609, F 609, F 611, 680, 846 | 74- | 98,430 | 2,38 | 910 IF CR |  | 120 059 0006 00 | 1 | STD |
| Dieselmotor TD 60 A | 5480 | 6 | 125/ 132,5 kW (170/180 PS) | F 607, F 609, F 613, N 84, B 6 F | 74-78 | | 3,16 | 911 FE |  | | | |
| Dieselmotor TD 60 B | 5480 | 6 | 125/132 kW (174/180 PS) | F 613, F 614, F 616, F 617, B 6 F, 200 CH | 78-85 | | 4,74 | 947 EX CR |  | | | |
| Dieselmotor TD 60 C/D/DG, TAMD 60 C | 5480 | 6 | 108/113 kW (147/154 PS) | F 610, F 611, F 612 | 78-85 | | | | | | | |
| Dieselmotor TD 61 F/G/GS | 5480 | 6 | 111-152 kW (152-207 PS) | FL 616, FL 614 | 86- | | | | | | | |
| Dieselmotor TID 61 A/ACE, TD 610 G, TD 61 A TWD 610 G | 5480 | 6 | 103-150 kW (140-204 PS) | | 85- | | | | | | | |
| Dieselmotor TAMD 61 A, TAMD 62 A | 5480 | 6 | 168-225 kW (228-306 PS) | Marinemotor | | 98,430 | 3,16 | 914 CR |  | 120 059 0023 00 | 1 | STD |
| Dieselmotor D 6 A.230, 250, Euro 2 | 5480 | 6 | 132-154 kW (231-252 PS) | FL 611, 612, 613, 614, 608, 618, 619, + L 704 | | 98,430 | 3,50 | 914 IF CR |  | 120 059 0036 00 | 1 | STD |
| Dieselmotor TD 63 | 5480 | 6 | 132-154 kW (180-209 PS) | FL 611, 612, 613, 614, 608, 618, 619, + L 704 | | | 2,50 | 911 IF U P |  | | | |
| Dieselmotor D 7 A, B | 6700 | 6 | 210 kW (285 PS) | FL7 + B7R, FL 290 | | 104,770 | 3,50 | 914 IF CR |  | 120 059 0027 00 | 1 | STD |
| | | | | | | | 2,50 | 911 IF U P |  | | | |
| | | | | | | | 3,50 | 947 EX CR |  | | | |



VOLVO

Globally reliable

| | ccm | | | | | | | | | | | |
|--|------|---|-----------------------------------|--|----------------|---------|------|------------|--|--------------------|---|----------|
| Dieselmotor MD 70 C, D 70 CHC, D 70 CRC | 6730 | 6 | 102/106 kW (139/145 PS) | Marinemotor | 78-85 | 104,780 | 2,38 | 910 CR | | 120 059 0003 00 08 | 1 | STD 0,10 |
| Dieselmotor TAMD 70/C | 6724 | 6 | 128-205 kW (174-280 PS) | Marinemotor | 74-78 | | 3,16 | 911 FE | | | | |
| Dieselmotor TD 70 A | 6700 | 6 | 136 kW (185 PS) | B 54, B 57, F 86, FB 86, N 86, N 7, Dumper 3500 | 65-71 | | 3,16 | 911 FE | | | | |
| Dieselmotor TD 70 B/C, TMD 70 B | 6700 | 6 | 152,5 kW (207 PS) | F 86, FB 86, N 86, N 7 | 71-75 | | 4,74 | 947 EX CR | | | | |
| Dieselmotor TD 70 G/F/FS | 6700 | 6 | 157/174/ 180 kW (213/236/ 245 PS) | F 7, F 716/T, F 724, F 720, Dumper 5350, B 57, N 7 | 79-85 | | | | | | | |
| Dieselmotor TMD 70 C | 6730 | 6 | 110-147 kW (150-200 PS) | Marinemotor | 78-85 | | | | | | | |
| Dieselmotor D 70 A | 6700 | 6 | 106 kW (144 PS) | F 86, N 86 | 65-71 | 104,780 | 2,38 | 910 CR | | 120 059 0008 00 08 | 1 | STD 0,10 |
| Dieselmotor D 70 B | 6700 | 6 | 110,5 kW (150 PS) | F 86, N 86 | | | 3,16 | 911 FE | | | | |
| Dieselmotor MD 70 B | 6700 | 6 | | Marinemotor | | | 4,74 | 947 EX CR | | | | |
| Dieselmotor TD 70 E/ES | 6700 | 6 | 155/166 kW (210/225 PS) | F 86, TF 86 T, N 725, TF 86 DTC, TN 7, B 57, Dumper 4500 | 08/78-74-08/78 | 104,780 | 2,38 | 910 CR | | 120 059 0012 00 08 | 1 | STD 0,10 |
| Dieselmotor TD 70 E/ES | 6700 | 6 | 155/166 kW (210/225 PS) | F 86, TF 86 T, N 725, TF 86 TDC, TN 7, B 57, Dumper 4500 | | | 3,16 | 911 FE | | | | |
| Dieselmotor TD 70 H/HA | 6700 | 6 | 169 kW (230 PS) | F 7, B 57 | 85- | | 4,74 | 947 EX CR | | | | |
| Dieselmotor TD 71 A, TDF 71 F, TD 73 G/E | 6700 | 6 | 180 kW (245 PS) | F 7, B 57 | 85- | | | | | | | |
| Dieselmotor TD 71 FS/FSQ | 6700 | 6 | 180 kW (245 PS) | F 7, B 57 | 85- | | | | | 120 059 0014 00 08 | 1 | STD 0,10 |
| Dieselmotor TAMD 71 | 6724 | 6 | 110-154 kW (150-210 PS) | Marinemotor | | 104,780 | 3,00 | 914 CR | | | | |
| Dieselmotor TAMD 71 B | 6724 | 6 | 163-262 kW (222-357 PS) | Marinemotor | | | 2,50 | 931 FE | | | | |
| Dieselmotor TD 73 E | 6700 | 6 | 169 kW (230 PS) | FS 7-34/7-54 | | | 4,00 | 947 EX CR | | | | |
| Dieselmotor TD 73 ES | 6700 | 6 | 191 kW (260 PS) | FS 7-34/7-54, FS/FL 7-38/7-52 | | | | | | | | |
| Dieselmotor TD42 | | 4 | | | | 105,570 | 2,38 | 910 CR | | 120 059 0010 00 00 | 1 | STD |
| Dieselmotor TD45 | | 4 | | | | | 3,16 | 910 IF P | | | | |
| Dieselmotor D 7 C215 | 7300 | 6 | 158-213 kW 215-290 PS | FM 7 | | 107,000 | 3,50 | 914 CR | | 120 059 0029 00 00 | 1 | STD |
| D 7 C250 | | | | | | | 2,50 | 911 IF U P | | | | |
| D 7 C290 | | | | | | | 3,50 | 947 EX CR | | | | |


















|  | ccm |  |  |  |  |  |  |  |  |  |  | | |
|---|------|---|---|---|---|--|---|---|---|---|---|-----|--|
| Dieselmotor D7E240 | 7146 | 6 | 177 kW (240 PS) | FE FE 240-18, FE FE 240-22, FE FE 240-26, FE II FE 240-18, FE II FE 240-26, FL II FL 240-12, FL II FL 240-14, FL II FL 240-15, FL II FL 240-16, FL II FL 240-18, FL III FL 240-12, FL III FL 240-14, FL III FL 240-15, FL III FL 240-16, FL III FL 240-18 | 05/06- | 108,000 | 3,00 2,00 3,50 | 914 IW CKS 911 IFU NIT P 947 EX CR |  | 120 059 0035 00 | 1 | STD | |
| Dieselmotor D7E280 | 7146 | 6 | 206 kW (280 PS) | FE FE 280-18, FE FE 280-22, FE FE 280-26, FE II FE 280-18, FE II FE 280-26, FL II FL 280-12, FL II FL 280-14, FL II FL 280-15, FL II FL 280-16, FL III FL 280-12, FL III FL 280-14, FL III FL 280-16, FL III FL 280-18 | 05/06- | | | | | | | | |
| Dieselmotor D7E320 | 7146 | 6 | 235 kW (320 PS) | FE FE 320-18, FE FE 320-22, FE FE 320-26, FE II FE 320-18, FE II FE 320-26 | 05/06- | | | | | | | | |
| Dieselmotor D 1113 | | 3 | | Traktor 350, 470 | | 111,120 | 2,38 3,16 3,16 4,74 4,74 | 910 CR IW 911 P 911 P 947 EX P 946 P |  | 120 059 0002 00 | 1 | STD | |
| Dieselmotor D 1114 | | 4 | | | | | | | | | | | |
| Dieselmotor D9B260 | 9364 | 6 | 191 kW (260 PS) | B 9 B 9, 7700 7700 | 09/05- | 120,000 | 3,50 2,50 3,00 | 914 IF NIT PVD 911 IF U NIT S 947 EX NIT S |  | 120 059 0031 00 | 1 | STD | |
| Dieselmotor D9B300 | 9364 | 6 | 221 kW (300 PS) | FM FM 300 | 09/05- | | | | | | | | |
| Dieselmotor D9B310 | 9364 | 6 | 228 kW (310 PS) | B 9 B 9, 7700 7700 | 09/05- | | | | | | | | |
| Dieselmotor D9B340 | 9364 | 6 | 250 kW (340 PS) | FM FM 340 | 09/05- | | | | | | | | |
| Dieselmotor D9B360 | 9364 | 6 | 265 kW (360 PS) | B 9 B 9, 7700 7700 | 09/05- | | | | | | | | |
| Dieselmotor D9B380 | 9364 | 6 | 280 kW (380 PS) | FM FM 380 | 09/05- | | | | | | | | |
| Dieselmotor D9 A Euro 3 D9 A260/340/380 | 9364 | 6 | 191 - 283 kW 265 - 385 PS | FM 9 , FM 9/260 - 300 - 340 - 380 | 01 - | 120,000 | 4,00 3,00 3,00 | 914 IW CR 911 IF U P 947 EX NIT S |  | 120 059 0030 00 | 1 | STD | |
| Dieselmotor D 100 A/B, MD 100 B, HD 100 A | 9600 | 6 | 122/147 kW (166/200 PS) | N 88, F 88, LN 88, LF 88 | 65- | 120,650 | 2,38 3,16 3,16 4,74 | 910 CR 911 FE 911 FE 947 EX CR |  | 120 059 0004 00 | 1 | STD | |
| Dieselmotor TD 100 A | 9600 | 6 | 169/191 kW (230/260 PS) | N 88, F 88, NB 88, FB 88, N 10 | 65-75 | | | | | | | | |
| Dieselmotor THD 100 A | 9600 | 6 | 139/191 kW (189/260 PS) | B 58, B 59 | 65-83 | | | | | | | | |
| Dieselmotor THD 100 D, TMD 100 A, THD 101 B | 9600 | 6 | 169/178/ 191 kW (230/242/ 260 PS) | B 10, B 58, B 59, 300 CH, 400 CH | 75-82 | | | | | | | | |



VOLVO

Globally reliable

| | ccm | | | | | | | | | | | |
|--|-------|---|----------------------------|---|----------|---------|--------------------------------------|--|--|-----------------------|---|-------------|
| Dieselmotor TD 100 B | 9600 | 6 | 207/220 kW (280/300 PS) | F 10-46, F 10-49, F 10-52, F 10-56, F 1020/38 | 74-81 | 120,650 | 2,38 3,16 4,74 | 910 CR 911 IF CR 947 EX CR | | 120 059 0009 00 | 1 | STD |
| Dieselmotor TD 100 BG | 9600 | 6 | | N 10, F 10, F 88, FB 88 | 76-81 | | | | | | | |
| Dieselmotor TD 100 G/GA/F | 9599 | 6 | 200 kW (272 PS) | F 10, N 10 | 81-86 | | | | | | | |
| Dieselmotor TD 101 F/FA/FD/G/GA | 9599 | 6 | 200 kW (272 PS) | F 10 Intercooler, N 10 Intercooler | 81- | | | | | | | |
| Dieselmotor THD 100 THD 101 G/GC/GD | 9600 | 6 | 160 -203 kW (218 -276 PS) | B 10 M/R, 400 CH | 82- | | | | | | | |
| Dieselmotor THD 101 K/ KB/MC | 9600 | 6 | 203- 228 kW (276-310 PS) | B 10 M, C 10 M | 81- | | | | | | | |
| Dieselmotor THD 101 KC | 9600 | 6 | 228 kW (310 PS) | C 10 M | 07/86-89 | | | | | | | |
| Dieselmotor THD 102 KA/ KB/KF | 9600 | 6 | 210 kW (286 PS) | B 10 M GAB | 06/86- | | | | | | | |
| Dieselmotor THD 102 KE | 10414 | 6 | 210 kW (286 PS) | Truck | | | | | | | | |
| Dieselmotor TMD 102/A/C | 9599 | 6 | 158,3- 200 kW (215-272 PS) | Marinemotor | 88- | | | | | | | |
| Dieselmotor TD96 | | 6 | | | | 120,650 | 2,38 3,16 3,16 4,74 4,74 | 910 CR 911 FE 911 FE 947 EX CR 946 | | 120 059 0015 00 08 | 1 | STD 0,10 |
| Dieselmotor TD 102 F/FD/ FDQ/FF/ FH Euro 1 | 9600 | 6 | 234 kW (318 PS) | F 10, FL 10, N 10 | 87- | 120,650 | 3,00 3,16 4,74 | 910 CR 911 FE 947 EX CR | | 120 059 0011 00 | 1 | STD |
| Dieselmotor THD 102 KD, TD 102 FL/ FM/GB | 9600 | 6 | 252 kW (343 PS) | B 10 M | 87- | | | | | | | |
| Dieselmotor TD 103 E/ES/EA Euro 2 | 9600 | 6 | 235 kW (360 PS) | F 10-38/40/52, NL 10, FL 10, FS 10 | 92-95 | 120,650 | 3,50 3,16 4,74 | 914 IF CR 911 FE 947 EX CR | | 120 059 0013 00 | 1 | STD |
| Dieselmotor TD 103 KF, KB Euro 1 | 9600 | 6 | 210-235 kW (285-320 PS) | Bus B 10 M | 92-95 | | | | | | | |
| Dieselmotor DH 10 A Euro 2 | 9600 | 6 | 210-235 kW (285-320 PS) | Bus | 96- | 120,650 | 4,00 3,16 4,74 | 914 IF CR 911 FE 947 EX CR | | 120 059 0019 00 | 1 | STD |
| Dieselmotor TD 103, D 10 Euro 2 | 9600 | 6 | 265 kW (360 PS) | FL 10-360 IC | 96- | | | | | | | |
| Dieselmotor D11C330 | 10800 | 6 | 243 kW (330 PS) | FM FM 330 FMX 330 | 09/05- | 123,000 | 3,50 2,50 | 914 IF NIT PVD 911 IF U CR | | 120 059 0032 00 | 1 | STD |
| Dieselmotor D11C370 | 10800 | 6 | 272 kW (370 PS) | FM FM 370 FMX 370 | 09/05- | | 3,00 | 947 EX NIT S | | | | |
| Dieselmotor D11C410 | 10800 | 6 | 302 kW (410 PS) | FM FM 410 FMX 410 | 09/05- | | | | | | | |
| Dieselmotor D120 | 12000 | 6 | 176,5 kW (240 PS) | F88, F89 | | 130,180 | 2,38 3,16 3,16 4,74 | 910 CR 911 FE 911 FE 947 EX CR | | 120 059 0005 00 | 1 | STD |

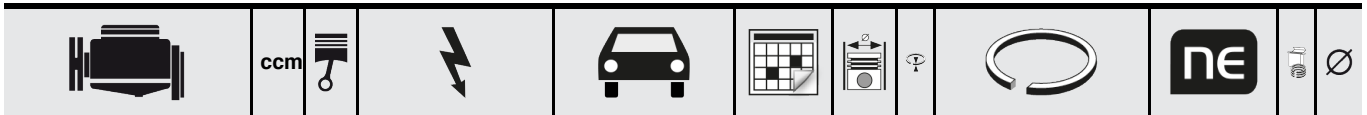
|  | ccm |  |  |  |  |  |  |  |  |  |  | |
|--|-------|---|---|---|---|--|---|---|---|---|---|-----|
| Dieselmotor TAD 121 CHC | 12000 | 6 | 238 kW (324 PS) | Marinemotor | | 130,180 | 2,38 3,16 4,74 | 910 CR 911 IF CR 947 EX CR |  | 120 059 0007 00 | 1 | STD |
| Dieselmotor TAMD 121 C/D | 12000 | 6 | 217-310 kW (295-420 PS) | Marinemotor | 83-88 | | | | | | | |
| Dieselmotor TAMD 122 A, TMD 122 A | 12000 | 6 | 247-331 kW (336-450 PS) | Marinemotor | | | | | | | | |
| Dieselmotor TD 120 A | 12000 | 6 | 243 kW (330 PS) | F 89, N 12 | 70-75 | | | | | | | |
| Dieselmotor TD 120 A, TMD 120 A, TAMD 120 A | 12000 | 6 | 225/243 kW (306/330 PS) | N 12, CH 230 | 77-81 | | | | | | | |
| Dieselmotor TD 120 C/D/E, TAD 120 BHC, TAMD 120 B | 12000 | 6 | 225-273 kW (306-371 PS) | F 12-46, F 12-49, F 12-52, F 12-59, F 12-38 | 77-80 | | | | | | | |
| Dieselmotor TD 120 G/GA, TD 120 F/FC, TD 122 GB/KBE, TAMD 120 | 12000 | 6 | 226,5 - 265 kW (308 - 360 PS) | F 12 Intercooler, CH 230 T | 80-84 | | | | | | | |
| Dieselmotor TD 121 F/G/GD, TMD 121 C, 122 GB, 122 KBE | 12000 | 6 | 243/283 kW (330/385 PS) | N 12, F 12 | 84-88 | | | | | | | |
| Dieselmotor TD 122 F (USA)/ FH/FL/KHD | 12000 | 6 | 272 kW (370 PS) | F 12, White GMC | | | | | | | | |
| Dieselmotor TD 122 F/GA/GH | 12000 | 6 | 262 kW (356 PS) | F 12, L 180K | 87- | | | | | | | |
| Dieselmotor TD 122 FK/ FR/FS/KE | 12000 | 6 | 291 kW (395 PS) | FS 10, F 12 GL, Intercooler | 87- | | | | | | | |
| Dieselmotor TID 121 FG | 12000 | 6 | | Industriemotor | | | | | | | | |
| Dieselmotor TAD 121 CHC | 12000 | 6 | 238 kW (324 PS) | Marinemotor | | 130,180 | 2,38 3,16 4,74 | 910 CR 911 FE 947 EX CR |  | 120 059 0024 00 | 1 | STD |
| Dieselmotor TAMD 121 C/D | 12000 | 6 | 217-310 kW (295-420 PS) | Marinemotor | 83-88 | | | | | | | |
| Dieselmotor TAMD 122 A, TMD 122 A | 12000 | 6 | 247-331 kW (336-450 PS) | Marinemotor | | | | | | | | |
| Dieselmotor TD 120 A | 12000 | 6 | 243 kW (330 PS) | F 89, N 12 | 70-75 | | | | | | | |
| Dieselmotor TD 120 A, TMD 120 A, TAMD 120 A | 12000 | 6 | 225/243 kW (306/330 PS) | N 12, CH 230 | 77-81 | | | | | | | |
| Dieselmotor TD 120 C/D/E, TAD 120 BHC, TAMD 120 B | 12000 | 6 | 225-273 kW (306-371 PS) | F 12-46, F 12-49, F 12-52, F 12-59, F 12-38 | 77-80 | | | | | | | |
| Dieselmotor TD 120 G/GA, TD 120 F/FC, TD 122 GB/KBE, TAMD 120 A/AK/B/C/E/BCC | 12000 | 6 | 226,5/243/ 265 kW (308/330/ 360 PS) | F 12 Intercooler, CH 230 T | 80-84 | | | | | | | |
| Dieselmotor TD 121 F/G/GD, TMD 121 C, 122 GB, 122 KBE | 12000 | 6 | 243/283 kW (330/385 PS) | N 12, F 12 | 84-88 | | | | | | | |
| Dieselmotor TD 122 F (USA)/ FH/FL/KHD | 12000 | 6 | 272 kW (370 PS) | F 12, White GMC | | | | | | | | |
| Dieselmotor TD 122 F/GA/GH | 12000 | 6 | 262 kW (356 PS) | F 12, L 180K | 87- | | | | | | | |
| Dieselmotor TD 122 FK/ FR/FS/KE | 12000 | 6 | 291 kW (395 PS) | FS 10, F 12 GL, Intercooler | 87- | | | | | | | |
| Dieselmotor TID 121 FG | 12000 | 6 | | Industriemotor | | | | | | | | |
| Dieselmotor TID 121 KG/P, LG/P, KP/B, LP/B | 11979 | 6 | 217-305 kW (295-415 PS) | Industriemotor | 88- | 130,180 | 3,50 3,16 4,74 | 914 CR 911 IF CR 947 EX CR |  | 120 059 0016 00 | 1 | STD |
| Dieselmotor TID 121 KG/P, LG/P, KP/B, LP/B | 11979 | 6 | 217-305 kW (295-415 PS) | Industriemotor | 88- | 130,180 | 3,50 3,16 4,74 | 914 CR 911 FE 947 EX CR |  | 120 059 0025 00 | 1 | STD |
| Dieselmotor TAMD 122 P | 11980 | 6 | 426 kW (580 PS) | Marinemotor | | 130,180 | 4,50 3,16 4,74 | 914 CR 911 IF CR 947 EX CR |  | 120 059 0020 00 | 1 | STD |
| Dieselmotor TAMD 122 P | 11980 | 6 | 426 kW (580 PS) | Marinemotor | | 130,180 | 4,50 3,16 4,74 | 914 CR 911 FE 947 EX CR |  | 120 059 0026 00 | 1 | STD |



VOLVO

Globally reliable

| | ccm | | | | | | | | | | | |
|---|-------|---|--------------------------------------|---|-------------|---------|----------------------|---|--|-----------------|---|-----|
| Dieselmotor D13A360, D13B360 | 12800 | 6 | 264 kW (360 PS) | FM 360 | 09/05- | 131,000 | 3,50 2,50 3,00 | 914 IF NIT PVD 911 IF U CR 947 EX NIT S | | 120 059 0033 00 | 1 | STD |
| Dieselmotor D13A400, D13B400 | 12800 | 6 | 294 kW (400 PS) | FH 400, FM 400, FMX 400 | 09/05- | | | | | | | |
| Dieselmotor D13A440, D13B440 | 12800 | 6 | 324 kW (440 PS) | FH 440, FMX 440, FM 440 | 09/05- | | | | | | | |
| Dieselmotor D13A480 | 12800 | 6 | 353 kW (480 PS) | FH 480, FMX 480, | 09/05- | | | | | | | |
| Dieselmotor D13A520 | 12800 | 6 | 382 kW (520 PS) | FH 520 | 09/05- | | | | | | | |
| Dieselmotor D13C380 | 12800 | 6 | 280 kW (380 PS) | FMX 380, FM 380 | 09/05- | | | | | | | |
| Dieselmotor D13C420 | 12800 | 6 | 309 kW (420 PS) | FH 420, FH II 420, FM 420, FMX 420 | 09/05- | | | | | | | |
| Dieselmotor D13C460 | 12800 | 6 | 338 kW (460 KW) | FH 460, FH II 460, FM 460, FMX 460 | 09/05- | | | | | | | |
| Dieselmotor D13C500, D13B500 | 12800 | 6 | 368 kW (500 PS) | FH 500, FH II 500, FM 500, FMX 500 | 09/05- | | | | | | | |
| Dieselmotor D13C540 | 12800 | 6 | 397 kW (540 PS) | FH 540, FH II 540, FMX 540, FMX II 540 | 09/05- | | | | | | | |
| Dieselmotor D 12 A Euro 2 | 12100 | 6 | 250/280/ 309 kW (340/380/ 420 PS) | FH 12 | 11/97- | 131,000 | 4,00 3,00 4,00 | 914 IF CR 911 IF U 947 EX NIT S | | 120 059 0021 00 | 1 | STD |
| Dieselmotor D 12 A Euro 2 /USA | 12100 | 6 | 250/280/ 309 kW (340/380/ 420 PS) | FH 12 (EU) | 94-10/97 | | | | | | | |
| Dieselmotor D 12 A Euro 2 /USA | 12100 | 6 | 250/280/ 309 kW (340/380/ 420 PS) | FH 12 (USA) | 11/97- | | | | | | | |
| Dieselmotor TD 162 F/FL/FS TAMD 162 | 16120 | 6 | 342-356 kW (465-485 PS) | F 16 Intercooler | 88- | 144,000 | 3,00 3,50 5,00 | 910 CR 911 IF P 947 EX CR | | 120 059 0017 00 | 1 | STD |
| Dieselmotor TAMD 162 | 16120 | 6 | 315-381 kW (428-518 PS) | Marinemotor | 88- | 144,000 | 4,00 3,50 5,00 | 914 IW CR 911 IF P 947 EX CR | | 120 059 0018 00 | 1 | STD |
| Dieselmotor TAMD 162 | 16120 | 6 | 346-405 kW (470-551 PS) | Marinemotor | 88- | | | | | | | |
| Dieselmotor TD 162 | 16120 | 6 | 217-405 kW (295-551 PS) | | 88- | | | | | | | |
| Dieselmotor TD 162 AG | 16120 | 6 | 217-405 kW (295-551 PS) | | 88- | | | | | | | |
| Dieselmotor TD 162 FL | 16120 | 6 | 356 kW (485 PS) | F 16 Intercooler | 91- | | | | | | | |
| Dieselmotor TD 163 ES | 16120 | 6 | 368 kW (500 PS) | F 16-34/40/43 | 01/93-94 | | | | | | | |
| Dieselmotor TID 162 AG/AP | 16120 | 6 | 217-405 kW (295-551 PS) | | 88- | | | | | | | |
| Dieselmotor TXD 162 | 16120 | 6 | 390 kW (530 PS) | Marinemotor | 92-95 | | | | | | | |
| Dieselmotor D 16 A | 16100 | 6 | 346-382 kW (470-520 PS) | FH 16 | 01/97- | 144,000 | 4,50 3,50 5,00 | 914 IW CR 911 IF P 947 EX CR | | 120 059 0022 00 | 1 | STD |
| Dieselmotor D 16 A | 16100 | 6 | 346-382 kW (470-520 PS) | FH 16 | 12/94-12/96 | | | | | | | |
| Dieselmotor D16C550, D16C610 | 16120 | 6 | 396 kW - 449 kW (539 - 610 PS) | Volvo FH16 | 01/03- | 144,000 | 4,50 3,50 4,00 | 914 IW CKS 911 IF U 947 EX NIT S | | 120 059 0034 00 | 1 | STD |

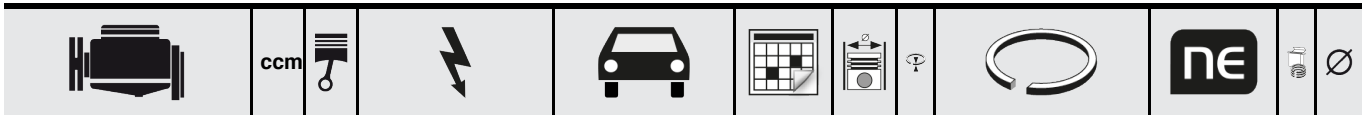


siehe / see / voir Volvo



VOLVO-PENTA

Globally reliable



siehe / see / voir Volvo

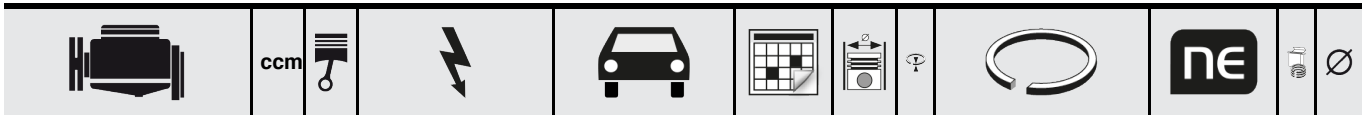


siehe / see / voir
Air Compressor










































WOLGA

Globally reliable

















siehe / see / voir GA3-Wolga

|  | ccm |  |  |  |  |  |  |  |  |  |  | |
|---|------|---|---|---|---|---|---|---|---|---|---|-----|
| Aircompressor | | | | Aircompressor | | 65,000 | 2,50 2,50 4,00 | 911 P 931 P 948 P |  | 120 300 0043 00 | 1 | STD |
| Aircompressor | | | | Aircompressor | | 65,000 | 2,50 2,50 2,50 4,00 | 911 P 931 P 931 P 948 P |  | 120 300 0044 00 | 1 | STD |
| Dieselmotor 2001 | 1560 | 2 | | Traktor 5511, 5516, 5545, 5547, 5711, 5718, 5845, 5748 | | 95,000 | 3,00 3,00 3,00 | 910 CR 911 FE 930 FE |  | 120 058 0004 00 | 1 | STD |
| Dieselmotor 3001 | 2340 | 3 | | | | | 5,00 | 947 EX P |  | | | |
| Dieselmotor 4001 | 3120 | 4 | | | | | 5,00 | 946 P |  | | | |
| Dieselmotor 5501 | 4680 | 6 | 20,5-44 kW (28-60 PS) | | | | | | | | | |
| Dieselmotor 2001 | 1560 | 2 | 17/20,5 kW (23/28 PS) | 2011, 2013, 2017, 2023, 2511 | 60-77 | 95,000 | 3,00 | 910 CR |  | 120 058 0008 00 | 1 | STD |
| Dieselmotor 3001 | 2340 | 3 | 25/29,5 kW (34/40 PS) | 3011, 3013, 3016, 3017, 3045, 3511, 3516, 3545 | 60-77 | | 3,00 | 911 FE |  | | | |
| Dieselmotor 4011 | 3120 | 4 | 32/35 kW (44/48 PS) | 4011, 4511 | 60-77 | | 5,00 | 947 EX P |  | | | |
| Dieselmotor 5501 | 4680 | 6 | 38-44 kW (51-60 PS) | 5511, 5516, 5545, 5547, 5711, 5718, 5845, 5748 | 60-77 | | | | | | | |
| Dieselmotor 4701 | 2591 | 3 | | Traktor 4711, 4712, 4718, 5911, 5945, 6711, 6718, 6745, 6748, 6011, 6045 | | 100,000 | 3,00 3,00 3,00 | 910 CR 911 FE 911 FE |  | 120 058 0001 00 | 1 | STD |
| Dieselmotor 6001 | 3456 | 4 | | | | | 5,00 | 947 EX P |  | | | |
| Dieselmotor 6201 | 3556 | 4 | | | | | | | | | | |
| Dieselmotor 6701 | 3456 | 4 | 31/42 kW (42/57 PS) | | | | | | | | | |
| Dieselmotor 4701 | 2591 | 3 | | Traktor 4711, 5945, 6718 | | 100,000 | 3,00 3,00 3,00 | 910 CR 911 FE 930 FE |  | 120 058 0009 00 | 1 | STD |
| Dieselmotor 6701 | 3456 | 4 | 31-42 kW (42-57 PS) | | | | 5,00 | 947 EX CR |  | | | |
| Dieselmotor 6701 | 3456 | 4 | | | | | 5,00 | 946 P |  | | | |
| Dieselmotor 4901 | 2696 | 3 | 26/33 kW (35/45 PS) | 4911, 4945 | | 102,000 | 3,00 | 910 CR P |  | 120 058 0005 00 | 1 | STD |
| Dieselmotor 5201 | 2696 | 3 | | 5211, 5245 | | | 3,00 | 911 FE |  | | | |
| Dieselmotor 6901 | 3595 | 4 | 42/45,5 kW (57/62 PS) | 6211, 6911, 6245, 6945, 7211, 7245 | 78- | | 3,00 | 911 FE |  | | | |
| Dieselmotor 7201 | 3595 | 4 | | 7011, 7045 | | | 5,00 | 947 EX CR |  | | | |
| Dieselmotor 5201 | 2696 | 3 | 26/34 kW (36/46 PS) | 5211, 5245 | | 102,000 | 3,00 | 910 CR P |  | 120 058 0007 00 | 1 | STD |
| Dieselmotor 7201 | 3595 | 4 | 48 kW (65 PS) | 7211, 7245 | | | 3,00 | 911 FE |  | | | |
| Dieselmotor 7701 | 3922 | 4 | 55 kW (75 PS) | 7711, 7745 | 86- | | 5,00 | 947 EX CR |  | | | |
| Dieselmotor | 4150 | 6 | 18,5-37 kW (25-50 PS) | | | 105,000 | 3,00 | 914 CR |  | 120 058 0010 00 | 1 | STD |
| Dieselmotor | 2075 | 4 | | 25, 50 | | | 3,00 | 910 IF P |  | | | |
| Dieselmotor | 2075 | 4 | | | | | 5,00 | 947 EX CR P |  | | | |
| Dieselmotor 8601 | 6842 | 6 | 84/87 kW (114/118 PS) | 8611, 12011, 12045, 12145 | 69- | 110,000 | 3,00 | 910 CR |  | 120 058 0002 00 | 1 | STD |
| Dieselmotor GM 01 | 3421 | 3 | 37,5/41 kW (51/56 PS) | 8001, 8401 | 69- | | 3,00 | 911 FE |  | | | |
| Dieselmotor GZ 01, 8001 | 4562 | 4 | 55/56 kW (75/76 PS) | 8011, 8045 | 69- | | 6,00 | 947 EX CR |  | | | |
| Dieselmotor 8401 | 4562 | 4 | | Traktor 10045, 16045 | | 110,000 | 3,00 | 910 CR |  | 120 058 0003 00 | 1 | STD |
| Dieselmotor 8602 | 6842 | 6 | 53-110,5 kW (72,5- 150 PS) | | | | 3,00 | 911 FE |  | | | |
| Dieselmotor 8602 | 6842 | 6 | | | | | 6,00 | 947 EX CR | | | | |
| Dieselmotor 8401 | 4562 | 4 | | Traktor 8111, 8145, 9111, 9145, 10111, 10145, 12111, 12145, 14145, 16145 | | 110,000 | 3,00 | 914 CR | | 120 058 0006 00 | 1 | STD |
| Dieselmotor 8401 | 4562 | 4 | | | | | 3,00 | 911 FE | | | | |
| Dieselmotor 8401 | 4562 | 4 | | | | | 6,00 | 947 EX CR | | | | |
| Dieselmotor 8402 | 4562 | 4 | | | | | | | | | | |
| Dieselmotor 8602 | 6842 | 6 | | | | | | | | | | |
| Dieselmotor 8701 | 6842 | 6 | 59-116 kW (80-158 PS) | | | | | | | | | |



ZETOR

Globally reliable

|  | ccm |  |  |  |  |  |  |  |  |  |  | |
|---|-----|---|---|---|---|--|---|---|---|---|---|-----|
| Dieselmotor 8004 | | 4 | | | | 110,000 | 3,00 | 914 CR |  | 120 058 0011 00 | 1 | STD |
| Dieselmotor 8403 | | 4 | | | | | 3,00 | 911 FE |  | | | |
| Dieselmotor 8604 | | 6 | | | | | | | | | | |
| Dieselmotor 8703 | | 6 | | | | | 4,00 | 947 EX CR |  | | | |

Damit ein instandgesetzter Motor die gewünschte Zuverlässigkeit und Langlebigkeit erhält ist es sehr wichtig, dass beste Materialien verwendet werden und der Monteur diese sicher einbauen kann. Damit die hohe Qualität der NE-Produkte zum Tragen kommt, muss der Monteur bei der Instandsetzung mit größter Sorgfalt und entsprechendem technischen Verständnis vorgehen.

Alle Original NE-Kolben werden einbaufertig geliefert. Mit den passenden Kolbenringen, Kolbenbolzen und Kolbenbolzensicherungen.



Kolbenformen


Die Mulden- und Kolbenoberflächegeometrie hat einen wesentlichen Einfluss auf die Gemischbildung und die Verbrennung. Dies gilt im Besonderen bei Dieselmotoren, da hier bei einem hohen Verdichtungsverhältnis und einem typischerweise flachen Zylinderkopf der gesamte Brennraum in der Kolbenmulde untergebracht werden muss. Durch die Kolbenmulde wird neben der Brennraumform auch die Festigkeit des Kolbenbodens definiert. Vor allem bei Aluminiumkolben, die zurzeit aus Gewichtsgründen zum Einsatz kom-

men, bedingt dies technisch anspruchsvolle Lösungen, die Produkte von NE liefern.

Neben Aluminiumkolben sind bei Dieselmotoren auch Stahlkolben und Kolben aus Grauguss im Einsatz.

Moderne aufgeladene Motoren benötigen zur Kühlung eine Kolbenspritze mit zusätzlichem Kolbenkühlkanal.

Im Lieferprogramm von NE finden Sie alle Ausführungen der Kolben in gewohnter NE-Qualität.




Kolbenringe

Kolbenringe dienen als Dichtelement zwischen dem Verbrennungsraum und dem Kurbelraum des Triebwerks. Darüber hinaus dienen Sie der Kontrolle des Ölfilms.

Bei der Montage der Ringe auf den Kolben muss darauf geachtet werden, dass die


Ringe nicht übermäßig gespreizt werden, da sonst die Funktion der Ringe beeinträchtigt werden kann. Aus diesem Grund werden alle unsere Kolben mit NE-Ringen bestückt ausgeliefert.



Zylinderlaufbuchsen

Zylinderlaufbuchsen und Kolben müssen perfekt aufeinander abgestimmt sein, damit in diesem komplexen tribologischen System eine lange Lebensdauer garantiert werden kann.

Zylinderlaufbuchsen gibt es als nasse oder trockene Buchsen, vorbereitete oder fertig gehonte Buchsen sowie als Rippenzylinder.



Assemblies

Der Kolben, die Kolbenringe, Kolbenbolzen, Kolbenbolzensicherung und Zylinderlaufbuchse bilden das NE Assembly, das wir einbaufertig liefern.

Die Assemblies unterliegen bei der Zusammenstellung strengen Qualitätsprüfungen. Bei Lagerung, Weiterverkauf und Einbau müssen Stöße vermieden werden.










BESTIMMUNG VON MOTORPROBLEMEN

EXCESSIVE OIL CONSUMPTION

OIL LEAKING INTO THE INTAKE AND EXHAUST SYSTEM

OIL LEAKING INTO COMBUSTION CHAMBER

OIL FAILING

| | | Turbocharger | | Piston Ring | | | | | Piston | | | Cylinder | Valve | Valve guide | Valve seal | | | | |
|------------------------|----------------------------|---|---|---|--|---|---|---|----------------|---------------|-------------------|-----------------|------------------|-------------|------------|------|------|-------------|------|
| | |  |  |  |  |  |  |  | | | | | | | | | | | |
| Problem | | Worn shaft | Sealing degradation | Scuffing | Excessively closed gap | Breakage | Deformation | Decreased PT | Anomalous wear | Ring sticking | Carbon deposition | Piston scuffing | Worn ring groove | Deformation | Wear | Wear | Wear | Degradation | Wear |
| Inappropriate use | Intake dust | ● | ● | × | × | × | | × | ● | × | × | | ● | ● | ● | | × | ● | |
| | Foreign matter in the fuel | | | × | × | × | | × | ● | × | × | | ● | | | | | | |
| | Unsuitable oil | ● | ● | ● | × | × | | × | ● | ● | ● | | ● | ● | ● | | × | ● | |
| | Inferior fuel | | | × | | | | | × | × | ● | | ● | ● | | | | × | ● |
| | Overloading | | | × | | | | × | × | × | × | ● | | × | | | | | |
| | High-load low engine speed | | | | | | | × | ● | × | × | ● | | × | | | | | |
| | Overrevving | | | × | | ● | | | | | | ● | × | | | | | | |
| | Overheating | | | × | | × | | × | | × | × | ● | | | | | | × | |
| Inadequate Maintenance | Engine oil | | | | | | | | | | | | | | | | | | |
| | Deterioration | × | × | × | × | × | | × | ● | × | × | × | × | ● | ● | ● | × | ● | |
| | Foreign matter mingling | ● | ● | | × | × | | × | ● | × | × | | | ● | ● | ● | | ● | |
| | Insufficient quantity | × | × | | | | | × | ● | | | | | | | | | | |
| | Intake | | | | | | | | | | | | | | | | | | |
| | Dust contamination | ● | ● | | × | × | | × | ● | × | × | | | ● | × | × | × | × | ● |
| Cleaner clogging | ● | ● | | × | × | | × | ● | × | × | | | ● | × | × | × | × | ● | |
| Cooling water | | | | | | | | | | | | | | | | | | | |
| Insufficient quantity | | | ● | | | | × | × | × | | ● | | × | | | | | | |
| Anomaly | | | × | | × | | | × | | | ● | ● | | | | | | | |
| Others | Parts | | | | | | | | | | | | | | | | | | |
| | Past its life span | | | | × | | ● | | | × | | | ● | × | × | × | × | × | |
| | Misassembly | | | × | | × | × | × | × | × | | × | ● | | | | | × | |
| Wrong part assembled | | | × | ● | × | × | × | × | × | × | × | | | | | | | | |

● direct cause × indirect cause

In order to achieve in an overhauled or repaired engine the expected reliability and lifetime, it is essential to use only the best components and to make sure the mechanic can install these components easily. For a successful overhaul or repair it is necessary that the mechanic is doing the repair with greatest care and technical knowledge.

All Original NE-pistons will be supplied preassembled, with the appropriate piston rings, piston pins and circlips.



Piston types

The influence of the piston crown design (gasoline) or the piston bowl geometry (diesel) on carburation and combustion is fundamental. Especially Diesel engines with their high compression ratio have normally a flat cylinder head so that the complete burn process has to take place in the piston bowl. The design of the piston bowl geometry (diesel) defines the combustion chamber and also defines the strength of the piston crown. Especially for aluminum pistons, which are more and more used because of their reduced weight, sophisti-

cated solutions and designs are needed to realize the light weight design – NE-products offer you these solutions.

Further to aluminum pistons also steel pistons and cast iron pistons are used for Diesel engines.


Pistons for modern turbo-charged engines need an oil jet nozzle cooling plus an additional cooling channel in the piston. NE's program offers you all versions of pistons in the well-known NE-quality.



Piston rings

Piston rings serve as sealing element between combustion chamber and crank case and they control the oil film. When mounting the rings on the piston they must not be excessively stretched as this may


damage their operation performance and lifetime. For this reason, all our pistons will be supplied equipped with NE-rings.



Cylinder liners

The combination of piston and liner has to be perfectly optimized in order to guarantee a long lifetime of this complex tribological system. Cylinder liners are available

as wet liners, dry liners, with semi-finished or finished (honed) bore or as finned cylinders.



Assemblies

We supply a “ready-to-install”-NE-assembly, consisting of a piston, the piston rings, bolt, retainer and cylinder liner.

These assemblies are submitted to severe quality checks when put together. Please take care to avoid jars when stocking, selling and installing the part!



ENGINE TROUBLE TRACER

EXCESSIVE OIL CONSUMPTION



| | | Turbocharger | Piston Ring | | | | | Piston | | | | Cylinder | Valve | Valve guide | Valve seal | | | | |
|------------------------|----------------------------|--------------|---------------------|----------|------------------------|----------|-------------|--------------|----------------|---------------|-------------------|-----------------|------------------|-------------|------------|------|------|-------------|------|
| | | | | | | | | | | | | | | | | | | | |
| Problem | | Worn shaft | Sealing degradation | Scuffing | Excessively closed gap | Breakage | Deformation | Decreased PT | Anomalous wear | Ring sticking | Carbon deposition | Piston scuffing | Worn ring groove | Deformation | Wear | Wear | Wear | Degradation | Wear |
| Inappropriate use | Intake dust | ● | ● | ✘ | ✘ | ✘ | | ✘ | ● | ✘ | ✘ | | ● | | ● | ● | ✘ | ● | |
| | Foreign matter in the fuel | | | ✘ | ✘ | ✘ | | ✘ | ● | ✘ | ✘ | | ● | ● | | | | | |
| | Unsuitable oil | ● | ● | ● | ✘ | ✘ | | ✘ | ● | ● | ● | | ● | ● | ● | ● | ✘ | ● | |
| | Inferior fuel | | | ✘ | | | | | ✘ | ✘ | ● | | ● | ● | | | ✘ | ● | |
| | Overloading | | | ✘ | | | | ✘ | ✘ | ✘ | ● | | | ✘ | | | | | |
| | High-load low engine speed | | | | | | | ✘ | ● | ✘ | ✘ | ● | | ✘ | | | | | |
| | Overrevving | | | ✘ | | ● | | | | | | ● | ✘ | | | | | | |
| | Overheating | | | ✘ | | ✘ | | ✘ | | ✘ | ✘ | ● | | | | | | ✘ | |
| Inadequate Maintenance | Engine oil | | | | | | | | | | | | | | | | | | |
| | Deterioration | ✘ | ✘ | ✘ | ✘ | ✘ | | ✘ | ● | ✘ | ✘ | ✘ | ✘ | ● | ● | ● | ✘ | ● | |
| | Foreign matter mingling | ● | ● | | ✘ | ✘ | | ✘ | ● | ✘ | ✘ | | | ● | ● | ● | | | ● |
| | Insufficient quantity | ✘ | ✘ | | | | | ✘ | ● | | | | | | | | | | |
| | Intake | | | | | | | | | | | | | | | | | | |
| | Dust contamination | ● | ● | | ✘ | ✘ | | ✘ | ● | ✘ | ✘ | | | ● | ✘ | ✘ | ✘ | ✘ | ● |
| Cleaner clogging | ● | ● | | ✘ | ✘ | | ✘ | ● | ✘ | ✘ | | | ● | ✘ | ✘ | ✘ | ✘ | ● | |
| Cooling water | | | | | | | | | | | | | | | | | | | |
| Insufficient quantity | | | ● | | | | ✘ | ✘ | ✘ | | ● | | ✘ | | | | | | |
| Anomaly | | | ✘ | | ✘ | | | ✘ | | | ● | ● | | | | | | | |
| Others | Parts | | | | | | | | | | | | | | | | | | |
| | Past its life span | | | | ✘ | | ● | | ✘ | | | | ● | ✘ | ✘ | ✘ | ✘ | ✘ | |
| | Misassembly | | | ✘ | | ✘ | ✘ | ✘ | ✘ | ✘ | | ✘ | ● | | | | | | ✘ |
| Wrong part assembled | | | ✘ | ● | ✘ | ✘ | ✘ | ✘ | ✘ | | ✘ | | | | | | | | |

● direct cause ✘ indirect cause

Pour qu'un moteur reconditionné reçoive la fiabilité et la durabilité souhaitées, il est très important d'utiliser les meilleurs matériaux et afin que le technicien puisse installer ceux-ci en toute sécurité.

Pour garantir la qualité des produits NE, l'installateur doit procéder à la réparation avec le plus grand soin et la compréhension technique appropriée.

Tous les pistons NE sont livrés prêts à monter. Avec des segments assortis au piston, l'axe et la tige de sécurité de piston.



Formes de piston

La géométrie de la chambre de combustion et celle de la surface de piston ont une influence significative sur la carburation et la combustion. Ceci s'applique en particulier dans les moteurs diesel, car la chambre de combustion doit être entièrement logée dans la cavité de piston à un taux de compression élevé et une tête de cylindre plate. À travers la cavité de piston se définit la forme de la chambre de combustion et aussi la résistance de la tête de piston. Surtout avec des pistons en aluminium, qui s'utilisent actuellement

pour des raisons de poids, ce qui nécessite des solutions techniques sophistiquées, qui offrent des produits de NE.

Outre les pistons en aluminium, dans les moteurs diesel s'utilisent aussi des pistons en fonte et en acier.

Les moteurs suralimentés modernes ont besoin pour refroidir d'une seringue à piston avec un canal supplémentaire de refroidissement.

Dans la gamme de produits de NE, vous trouvez toutes les versions des pistons dans la qualité habituelle de NE.



Segments de piston

Les segments de piston sont utilisés en tant qu'élément d'étanchéité entre la chambre de combustion et le carter du vilebrequin. En outre, ils servent au contrôle du film d'huile.

Lors du montage des segments sur le


piston, il est primordial que les segments ne doivent pas être écartés successivement, sinon cela entraîne des déformations irréparables au niveau de segment. Pour cette raison, tous nos segments de piston NE sont fournis prêts à monter.



Chemises de cylindre

Chemises de cylindre et des pistons doivent être parfaitement adaptées, pour garantir une longue durée de vie dans ce système tribologique complexe.

Les chemises de cylindre sont disponibles soit sèches ou humides, semi ou finie, bague polies ainsi comme cylindre à ailettes.



Ensemble

Le piston, les segments de piston, axes de piston, la tige de piston et la chemise forment l'ensemble de NE que nous fournissons prêt à monter.

Les ensembles sont soumis à des contrôles de qualité stricts. Pendant le stockage, la revente et l'installation les chocs doivent être évités.



INDICATEUR DE PANNE DE MOTEUR

CONSOMMATION EXCESSIVE D'HUILE

FUITE D'HUILE DANS L'ADMISSION ET LE SYSTÈME D'ÉCHAPPEMENT

FUITE D'HUILE DANS LA CHAMBRE DE COMBUSTION

MANQUE D'HUILE

| | | Turbo-compresseur | | Segment de piston | | | | | Piston | | | | Cylindre | Soupape | Guide de soupape | Joint de soupape | | | | |
|--------------------------------|---------------------------------------|-------------------|-----------------|-------------------|-----------------------|---------|-------------|-----------|----------------|----------------------|--|-------------------|-------------|----------------|------------------|------------------|-------|-------|-------------|-------|
| | | | | | | | | | | | | | | | | | | | | |
| Problème | | arbre usé | joint endommagé | érosion | écartement trop fermé | rupture | déformation | PT réduit | usure anormale | adhérence du segment | dépôt de carbone sur la couronne de piston | érosion du piston | segment usé | piston rainuré | déformation | usure | usure | usure | dégradation | usure |
| Utilisation inappropriée | poussière d'admission | ● | ● | × | × | × | | × | ● | × | × | | ● | | ● | ● | ● | | × | ● |
| | substance étrangère dans le carburant | | | × | × | × | | × | ● | × | × | | ● | | ● | ● | | | | |
| | huile inappropriée | ● | ● | ● | × | × | | × | ● | ● | ● | | ● | | ● | ● | ● | | × | ● |
| | carburant de qualité inférieure | | | × | | | | | × | × | ● | | ● | | ● | ● | | | × | ● |
| | surcharge | | | × | | | | × | × | × | × | ● | | | × | | | | | |
| | régime moteur faible à forte charge | | | | | | | × | ● | × | × | ● | | | × | | | | | |
| | surrégime | | | × | | ● | | | | | | ● | × | | | | | | | × |
| Maintenance insuffisante | huile moteur | | | | | | | | | | | | | | | | | | | |
| | détérioration | × | × | × | × | × | | × | ● | × | × | × | × | | ● | ● | ● | | × | ● |
| | substance étrangère incorporée | ● | ● | | × | × | | × | ● | × | × | | | | ● | ● | ● | | | ● |
| | quantité insuffisante | × | × | | | | | × | ● | | | | | | | | | | | |
| | admission | | | | | | | | | | | | | | | | | | | |
| contamination par la poussière | ● | ● | | × | × | | × | ● | × | × | | | | ● | × | | × | × | × | ● |
| engorgement épurateur | ● | ● | | × | × | | × | ● | × | × | | | | ● | × | | × | × | × | ● |
| eau de refroidissement | quantité insuffisante | | | ● | | | | × | × | × | | ● | | | × | | | | | |
| | anomalie | | | × | | × | | × | | | | ● | ● | | | | | | | |
| Autres pièces | a dépassé sa durée de vie | | | | × | | ● | | | × | | | | ● | × | × | × | × | × | × |
| | montage erroné | | | × | | × | × | × | × | × | | × | | ● | | | | | | × |
| | mauvaise pièce montée | | | × | ● | × | × | × | × | × | | × | | | | | | | | |

● cause directe × cause indirecte

Para que un motor reacondicionado logre la deseada larga vida útil y confiabilidad son determinantes la utilización de los mejores materiales y la calidad del trabajo del técnico de montaje.

Para que la alta calidad de los productos NE surta efecto es preciso que el mecánico realice el montaje con la debida diligencia y proceda con la correspondiente idoneidad técnica.

Todos los pistones originales NE son suministrados montados con los correspondientes segmentos de pistón, bulones y sus seguros.



Tipos de pistón

Las cavidades y la geometría de las superficies tienen efectos sobre la formación de la mezcla y la combustión. Esto tiene validez en especial para motores diésel debido a la alta relación de compresión y a la forma típicamente plana de la culata en toda la cámara de combustión en la cual se ubican las cavidades del pistón. A través de las cavidades del pistón se definen la cámara de combustión así como la firmeza del fondo del pistón.

Sobre todo en pistones de aluminio, los cuales son muy utilizados en la actuali-

dad a causa de su peso, son requeridas soluciones técnicas muy exigentes que suministran los productos NE.

En motores diésel son utilizados además de pistones de aluminio, pistones de acero y pistones de fundición gris.

Los motores turboalimentados modernos precisan para su refrigeración pistones con canales de refrigeración por aceite.


En el programa de productos NE encontrará todos los requerimientos de los pistones en la acostumbrada calidad NE.



Anillos de pistón

Los anillos de pistón tienen por misión estanqueizar la cámara de combustión para separarla de la cámara del cigüeñal. Además de ello los anillos sirven para el control del film de aceite. Al momento del montaje de los anillos en


el pistón se debe cuidar de no abrirlos en exceso, de lo contrario pueden verse dañados en sus propiedades y funciones. Por esta razón es que nuestros pistones son suministrados con anillos NE ya montados.



Camisas de cilindro

Las camisas de cilindro y los pistones deben ajustarse recíprocamente en forma perfecta, para que en el complejo sistema tribológico se pueda garantizar una larga

vida útil. Las camisas de cilindros las hay secas y húmedas, semiacabadas y listas, como así también con aletas.



Conjunto pistón

El conjunto de pistón NE-Assembly esta constituido por el pistón, los aros de pistón, el bulón, seguros del bulón y la camisa del cilindro, es suministrado montado.

La producción de los conjuntos de pistón es llevada a cabo bajo severas pruebas de calidad. Evite que los conjuntos sean golpeados en el bodegaje, durante la venta y el montaje.



INDICADOR DE PROBLEMAS MOTOR

CONSUMO EXCESIVO DE ACEITE

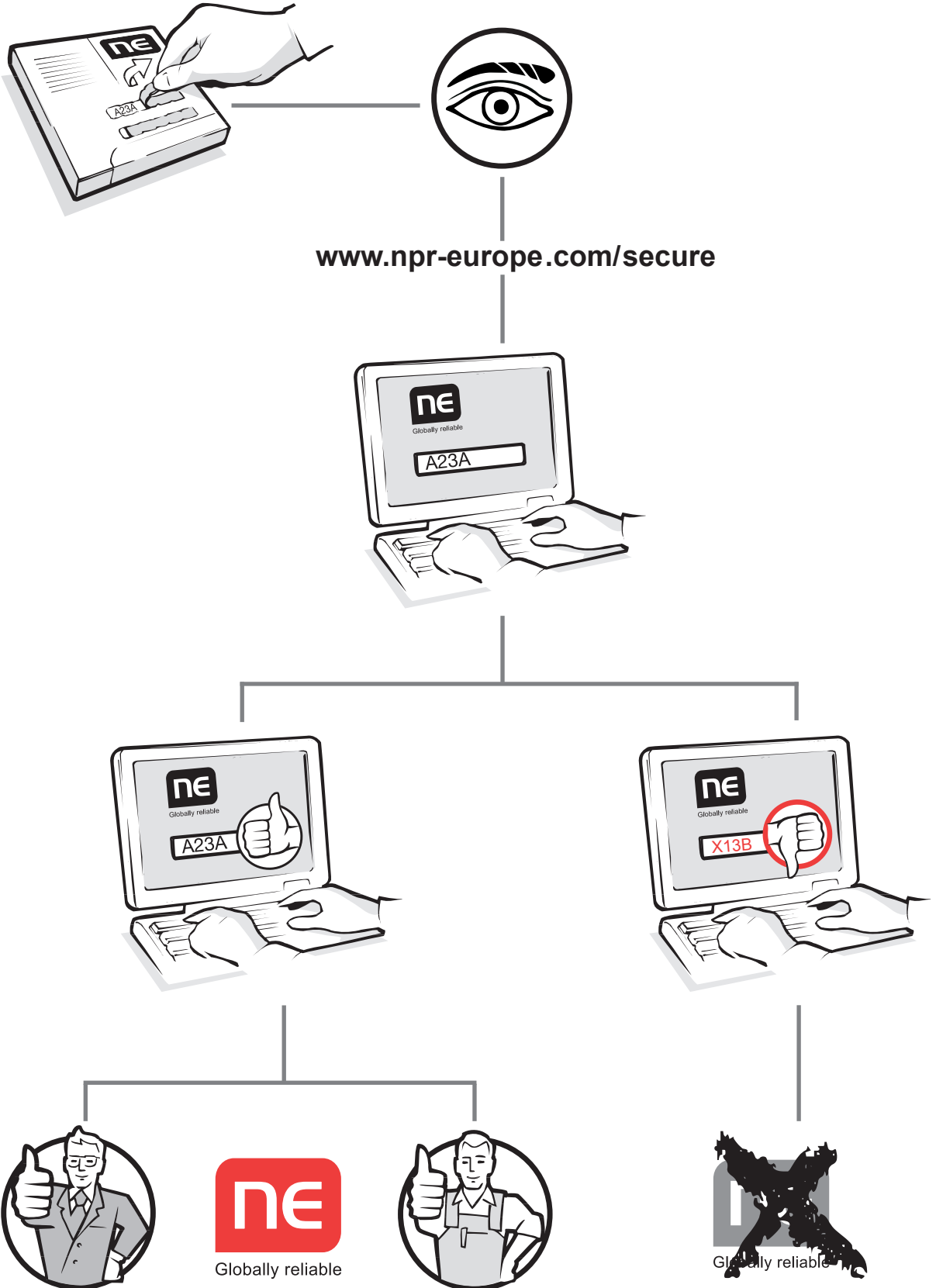
FILTRACIÓN DE ACEITE EN EL SISTEMA DE ADMISIÓN Y DE ESCAPE

FILTRACIÓN DE ACEITE EN LA CÁMARA DE COMBUSTIÓN

FALTA DE ACEITE

| | | Turbo-compresor | | Segmento de pistón | | | | | Pistón | | | Cilindro | Válvula | Guía de válvula | Junta de válvula | | | | | |
|--------------------------|---------------------------------------|-----------------|----------------------|-----------------------|-----------------------------|--------|-------------|-------------|-------------|-----------------------|---|---------------------|------------------|------------------|------------------|-----|-----|-----|-------------|-----|
| | | | | | | | | | | | | | | | | | | | | |
| Problemas | | eje gastado | degradación de junta | desgaste por fricción | distancia demasiado cerrada | rotura | deformación | PT reducido | uso anómalo | adherencia del anillo | depósito de carbón sobre el tope del pistón | desgaste del pistón | segmento gastado | ramura de pistón | deformación | uso | uso | uso | degradación | uso |
| Utilización inapropiada | polvo admisión | ● | ● | × | × | × | | × | ● | × | × | | ● | | ● | ● | ● | × | ● | |
| | sustancia extraña en el carburante | | | × | × | × | | × | ● | × | × | | ● | | ● | | | | | |
| | aceite inapropiado | ● | ● | ● | × | × | | × | ● | ● | ● | | ● | | ● | ● | ● | × | ● | |
| | carburante de calidad inferior | | | × | | | | | × | × | ● | | ● | | | | | | × | ● |
| | sobrecarga | | | × | | | | × | × | × | ● | | | | × | | | | | |
| | carga alta con motor a baja velocidad | | | | | | | × | ● | × | × | ● | | | × | | | | | |
| | embalamiento del motor | | | × | | ● | | | | | | ● | × | | | | | | | |
| | sobrecalentamiento | | | × | | × | | × | | × | × | ● | | | | | | | | × |
| Mantenimiento inadecuado | aceite motor | × | × | × | × | × | | × | ● | × | × | × | | | ● | ● | ● | × | ● | |
| | sustancia extraña incorporada | ● | ● | | × | × | | × | ● | × | × | | | | ● | ● | ● | | | ● |
| | cantidad insuficiente | × | × | | | | | × | ● | | | | | | | | | | | |
| | contaminación por el polvo | ● | ● | | × | × | | × | ● | × | × | | | | ● | × | | × | × | ● |
| | obstrucción del limpiador | ● | ● | | × | × | | × | ● | × | × | | | | ● | × | | × | × | ● |
| | agua de refrigeración | | | ● | | | | × | × | × | | ● | | | × | | | | | |
| Otros | piezas | | | × | | × | | × | | | | | | | | | | | | |
| | pasó su duración de vida | | | | × | | ● | | | × | | | | ● | × | × | × | × | × | × |
| | montaje erróneo | | | × | | × | × | × | × | × | | × | ● | | | | | | | × |
| | pieza mal montada | | | × | ● | × | × | × | × | × | × | | | | | | | | | |

● causa directa × causa indirecta



GENERAL TERMS AND CONDITIONS OF NPR OF EUROPE GMBH

General Terms and Conditions of NPR of Europe GmbH (hereinafter referred to as "NE"), Siemensstr. 56, 70825 Korntal-Münchingen
Verkaufs- und Lieferbedingungen

Terms and Conditions of Sale and Delivery
as at 07/2007

1. Scope

(1) The following conditions of sale apply for all Contracts concluded between NE and the Purchaser regarding the delivery of goods. They shall also apply to all future commercial relations even if they have not been expressly agreed. General terms and conditions of the purchaser do not apply to NE, even if this are not contradicted by NE.

(2) All agreements reached between NE and the purchaser in connection with the purchase contracts, are in the purchase contract, these conditions and the order confirmation put in writing by NE.

2. Offers and conclusion of the contract

(1) Offers on the part of NE are subject to change and non-binding, even for repeat orders, unless NE has expressly indicated this as binding in writing.

(2) If the order should qualify as an offer in accordance with § 145 of the BGB [German Civil Code] then NE shall be permitted to accept this within two weeks, through consignment of an order confirmation, or by sending the ordered goods to the purchaser within this time period.

(3) Dimensions, weights, figures, diagrams and other data relating to non-binding offers by NE remain the property of NE and are only approximately decisive, insofar as they have not been expressly indicated as binding by NE.

3. Prices, terms and conditions of payment

(1) If the agreed delivery time should exceed a period of four months from the conclusion of the Contract, or the delivery is delayed for more than fourth months from the conclusion of the Contract for reasons attributed to the purchaser alone or which come within his sphere of risk, then NE is entitled to charge the current price on the day of delivery. If the increase in price amounts to more than 5% of the named purchase price, then the purchaser is entitled to withdraw from the Contract. This right to withdraw does not apply if the purchaser fails to administrate it within a period of two weeks, beginning with the date of the notification of the new price.

(2) The prices apply "ex-warehouse" insofar as no deviating agreement with the purchaser has been made in addition to the VAT rate at the time of the invoicing. Packaging costs are not included in the price.

(3) Unless otherwise agreed in writing with the

purchaser, the purchase price shall be payable by the purchaser immediately following the invoice date, without delay and following deductions. Payments made by the purchaser shall be credited first of all to their previous debts, irrespective of any deviating provisions. Where costs and interest have already arisen, we are entitled to credit a payment first to the costs, then to the interest and finally to the principal amount.

(4) If a cash deduction is agreed in writing, then no other payable claims can be made against the purchaser.

(5) The acceptance of exchanges or cheques shall only be completed on account; the cost of discounting and inclusion shall be borne by the purchaser. Following acceptance of the exchange, NE is entitled to return the exchange, in case acceptance is refused by the State Central Bank.

(6) If, following the order confirmation, NE should become aware of facts which raise reasonable doubt regarding the purchaser's ability to meet financial obligations, NE is entitled to request the full payment or a corresponding security deposit prior to delivery, and also to withdraw from the Contract if the payment deadline is not adhered to. Besides a delay in payment as outlined above, corresponding information from a bank, credit agency or a company involved in commercial relations with the purchaser, referring in particular to the careful nature of a prudent businessman, may be considered as evidence of a significant decline in wealth. If delivery has already taken place, invoiced amounts shall be considered payable immediately, regardless of agreed payment conditions, and where appropriate on return of acceptances.

(7) Should the purchaser make a delayed payment, NE is entitled to request interest at 8% above the current basic interest rate of the European Central Bank (ECB) at the relevant point in time. NE reserves the right to demonstrate evidence of greater losses.

(8) The purchaser is only entitled to compensation if the counterclaims are found to be legally binding, recognised by NE or indisputable, even if notifications of defects or counterclaims are asserted. The Purchaser is only authorised to exercise a right of retention insofar as his counterclaim is based on the same contractual relationship.

(9) At the refusal of the Purchaser to pay or where a payment deadline has not been met, NE is entitled to fully or partly withdraw from the Contract and request compensation for damages.

4. Delivery and service time; Force Majeure

(1) Delivery deadlines or periods which have not been expressly agreed as binding shall simply represent information that is without obligation.

GENERAL TERMS AND CONDITIONS OF NPR OF EUROPE GMBH

(2) Part-deliveries are acceptable, insofar as the Purchaser is not put at an unreasonable disadvantage.

(3) NE reserves the right to claim 10% of any excess deliveries and short deliveries.

(4) If dispatch is delayed at the Purchaser's request, NE shall store the respective items at the purchaser's expense and risk.

(5) The delivery period may be extended in the case of Force Majeure, strike, blameless incapacity and adverse weather conditions during the period of delay.

5. Delay in Delivery

(1) Where NE is culpable of not adhering to an expressly agreed deadline or is delayed for other reasons, the Purchaser shall arrange to guarantee NE a suitable grace period beginning from the first day of delay. Where this grace period has elapsed without delivery, the Purchaser is entitled to withdraw from the Contract.

(2) NE is liable according to legal requirements, insofar as the delay in delivery depends on an intentionally assigned or grossly negligent breach of contract. NE shall assign responsibility to its representatives or vicarious agents. If this should not be the case, liability for damages shall be limited to foreseeable damage considered typical for the contract. According to loyalty and good faith, economic circumstances, type, scope and duration of the commercial relationship shall be carefully considered in favour of NE regarding the amount of compensation.

(3) If the delay in delivery represented by NE rests on the culpable breach of a significant contractual obligation, NE is liable according to legal provisions; whereby its liability is limited to foreseeable damage considered typical for the Contract.

(4) Further legal claims and rights of the Purchaser remain unaffected by a delay in delivery on the part of NE.

6. Transfer of risk, shipping and packaging, withdrawal

(1) Unless otherwise specified on the order confirmation, all deliveries are made "ex warehouse". Shipment and dispatch shall not be insured; this is at the Purchaser's own risk. This applies equally to return deliveries. NE endeavours to consider the interests of the Purchaser with respect to the type of shipping. Any additional costs which this may entail shall be borne by the Purchaser, even in the case of "free delivery" of agreed freight.

(2) If dispatch is delayed at the Purchaser's request or through fault on the part of the latter, the Vendor shall store the respective items at the purchaser's expense and risk. In this case, the advertisement of readiness for dispatch is equal to that of shipping.

(3) Transport packing and other convenience packaging shall not be withdrawn.

(4) A withdrawal of individual rings to be distributed in the aftermarket is excluded.

7. Guarantee, liability

(1) The Purchaser shall inspect the received goods for completeness, damage during transit, apparent defects, quality and its subsequent characteristics. The Purchaser shall notify NE immediately and in writing of any apparent defects within an acceptable period of the transaction. NE assumes no guarantee for rectifying apparent defects for which a claim is not immediately made in writing by the Purchaser.

(2) Provided that there is a defect evident in the goods for which NE may be held responsible, and provided a claim is made against it in due time by the Purchaser, NE shall, with the exclusion of the rights of the Subsidiary of NIPPON PISTON RING CO., LTD Purchaser, withdraw from the Contract or reduce the purchase price in the interests of supplementary performance, unless NE is entitled to refusal of subsequent performance on legal grounds. The Purchaser shall guarantee to provide NE with an appropriate deadline for the rectification of each individual defect in the interests of subsequent performance.

(3) Subsequent performance can be implemented, according to the wishes of NE, either through rectification of the defect or the delivery of replacement goods. NE is entitled to refuse subsequent performance chosen by the Purchaser if it is associated with disproportionate costs. During subsequent performance, a reduction in the purchase price or withdrawal from the Contract are excluded by the Purchaser. Subsequent improvement is considered to have failed following the second unsuccessful attempt. Where subsequent performance has failed or where NE has refused it altogether, the Purchaser can, if he chooses, further decrease the purchase price (reduction) or declare his withdrawal from the Contract.

(4) In the case of subsequent performance, NE bears all necessary expenses for the purposes of rectifying defects, in particular transport and labour costs. This only applies insofar as the expenses do not increase because the delivery item was brought to a location other than the place of performance.

(5) Warranty claims made by the Purchaser are not deemed valid if the defect can be attributed to a breach of operating, maintenance or installation instructions, or inappropriate processing or use by the Purchaser or a third party.

(6) Claims made by the Purchaser for material defects shall be time-barred for 24 months following the transfer of risk, according to legal provisions.

GENERAL TERMS AND CONDITIONS OF NPR OF EUROPE GMBH

(7) The Purchaser may only validate damages claims for the defect based on the following conditions if subsequent performance has failed or if NE refuses subsequent performance. The right of the Purchaser to assert additional damages claims regarding the following conditions remains unaffected.

(8) NE is only liable according to legal provisions insofar as damages claims which can be attributed to fraud, deliberate intent, or gross negligence by NE are asserted by the Purchaser. If no deliberate intent by NE to breach the terms of the Contract is apparent, liability is limited to foreseeable damage considered typical for the Contract. NE is furthermore liable according to legal provisions insofar as it culpably violates an essential contractual obligation. In this case, liability is limited to foreseeable damage considered typical for the Contract. Continual liability for damages not mentioned in the above provisions shall not be accepted irrespective of the legal nature of the asserted claim.

(9) Damage claims arising from culpable injury to life, limb or health, from the acquisition of warranties or on the grounds of the mandatory provisions of the Produkthaftungsgesetz [German Product Liability Act], remain unchanged by the preceding provisions.

(10) Insofar as liability for damages caused by NE is excluded or limited, this shall also apply to the personal liability of its employees, representatives and vicarious agents.

8. Retention of title

(1) NE reserves ownership of the Goods up to receipt of all payments from commercial relations with the Purchaser.

(2) The Purchaser shall notify NE of all third party involvement immediately and in writing, in particular law enforcement procedures and other restrictions to ownership. The Purchaser shall replace all damages and costs for NE arising from a breach of this liability, using necessary intervention measures against the involvement of third parties.

(3) The Purchaser may not pledge or assign as security the items delivered hereunder. In the case of pledging, appropriation or other use by a third party, NE shall be notified immediately. Enforcement officers and third parties shall

(4) Should the Purchaser breach the terms of the Contract, notably in the case of a delay in payment, NE shall be entitled to request a reduction in the deadline. A previous withdrawal from the Contract is not required for a demand for reduction. Any transport costs resulting from this shall be borne by the Purchaser.

(5) Should retention of title be asserted on the part of NE or a pledge implemented for the delivered items, this shall not be considered a withdrawal from the Contract.

(6) The Purchaser is entitled to redistribute the items for delivery as part of routine business activities. The Purchaser has already assigned all receivables arising from redistribution to the Purchaser and independent of whether or not the items for delivery were altered during redistribution, to NE, to the sum of the purchase price agreed between NE and the Purchaser and including VAT. The Purchaser is entitled to collect these receivables following transfer. NE undertakes not to collect the receivables provided that the Purchaser properly complies with his payment obligations and is not in arrears with payment. If this is indeed the case, NE can request the disclosure of all necessary information for collection.

(7) Processing of goods by the Purchaser shall always be undertaken for NE. If the goods are processed alongside other items not belonging to NE, NE shall acquire joint ownership of the new items in the ratio of the value of the delivered goods to the value of the other items at the time of processing.

9. Final provisions, applicable law

(1) Unless otherwise agreed, the place of business is the NE delivery location.

(2) If the Purchaser is a businessman, the place of jurisdiction is the court responsible for the NE place of business. However, NE is entitled to take action against the Purchaser at its general place of jurisdiction. The court of jurisdiction shall be the same if the Purchaser has no general domestic court of jurisdiction, relocates their place of residence or normal home abroad on conclusion of the Contract, or their place of residence or normal home is unknown at the time that the claim is made.

(3) The Purchaser is not entitled to assign claims from the purchase contract without the consent of NE.

KOLBENRINGSÄTZE
JEUX DE SEGMENTS
JUEGOS DE SEGMENTOS



Globally reliable

RS5

NPR of Europe GmbH
Siemensstraße 56
70825 Korntal-
Münchingen
Germany
www.npr-europe.com